

FY 2011 Capital Budget
FY 2011 – FY 2015
Capital Improvement Plan

Table of Contents

	<u>Page</u>
Introduction	1
 <u>Section 1 - Capital Budgeting in Rhode Island</u>	
Capital Policy	7
Rhode Island Capital Plan Fund Initiative.....	9
Previous Capital Budgeting Practices.....	11
FY 2011 - FY 2015 Capital Process.....	13
Capital Budgeting Goals Attained.....	15
 <u>Section 2 - Debt Issues</u>	
Classification of State Debt	17
Tax Supported Debt Burden	24
General Obligation Debt Authorization	26
Debt Management Accomplishments.....	28
Debt Reduction	34
Public Finance Management Board Debt Study	36
 <u>Section 3 - Executive Summary of Agency Recommendations</u>	
General Government	
Department of Administration	37
Rhode Island Quonset Development Corporation	46
Department of Labor and Training	48
Department of Revenue	49
Public Utilities Commission	51
 Human Services	
Department of Children, Youth and Families	53
Department of Human Services.....	55
Department of Mental Health, Retardation & Hospitals.....	57
Governor’s Commission on Disabilities	61
 Education	
Elementary and Secondary Education.....	63
Public Higher Education.....	67
Atomic Energy Commission	75
Historical Preservation and Heritage Commission	76
 Public Safety	
Attorney General.....	79
Department of Corrections.....	80
Judicial	84
Military Staff.....	86
Public Safety	90

Natural Resources

Department of Environmental Management 93
Coastal Resources Management Council 100
Water Resources Board 102
Clean Water Finance Agency 105
Narragansett Bay Commission 109

Transportation

Department of Transportation..... 113
Rhode Island Public Transit Authority..... 122

Quasi-Public Agencies

Rhode Island Airport Corporation..... 127
Rhode Island Resource Recovery Corporation 130
Rhode Island Turnpike and Bridge Authority..... 134

Section 4 - Schedules

Schedule 1 - Summary of Proposed Bond Issuance by Agency 135
Schedule 2 - Statewide Summary by Source of Funds 136
Schedule 3 – Statewide Summary by Agency 138
Schedule 4 - Projects by Funding Source:
 Department of Administration 140
 Rhode Island Quonset Development Corporation 144
 Department of Labor and Training 146
 Department of Revenue 146
 Public Utilities Commission 146
 Department of Children, Youth and Families 146
 Governor’s Commission on Disabilities..... 148
 Department of Human Services..... 148
 Department of Mental Health, Retardation and Hospitals 150
 Department of Elementary and Secondary Education 152
 Higher Education 154
 Atomic Energy Commission..... 162
 Historical Preservation and Heritage Commission..... 164
 Attorney General..... 164
 Department of Corrections..... 164
 Judiciary 166
 Military Staff 166
 Public Safety 170
 Department of Environmental Management 170
 Clean Water Finance Agency 178
 Narragansett Bay Commission 180
 Department of Transportation..... 182
 Rhode Island Public Transit Authority 184

Schedule 5 – Rhode Island Capital Plan Fund Projects..... 188

Schedule 6 – Quasi-Public Agency Capital Plans 198

Section 5 - Technical Appendices

Appendices Overview 203

Appendix A - Projected Net Tax Supported Debt	A-1
Appendix B - Outstanding Debt & Debt Ratios	B-1
Appendix C - Debt Service Payable by Issuer	C-1
Appendix D – Debt Reduction Program	D-1
Appendix E – State of Rhode Island Bond Referenda	E-1
Appendix F - Analysis of Bond Authorizations	F-1
Appendix G – Summary of Tax Supported Debt Issuance by Fiscal Year.....	G-1
Appendix H – Transportation GARVEE Bonds.....	H-1
Appendix I – Capital Budget Glossary	I-1

Table of Contents - Appendix C – Debt Service Payable by Issuer

Outstanding Debt Service Payments for:

General Obligation Bonds	C-1
RI Refunding Bond Authority (formerly Public Buildings Authority).....	C-2
Intake Service Center Certificates of Participation	C-3
Attorney General Certificates of Participation.....	C-4
Shepard’s Building Certificates of Participation	C-5
Convention Center Authority	C-6
Center General Project Certificates of Participation	C-7
Pastore Center – Power Plant Certificates of Participation	C-8
Kent County Courthouse	C-9
Juvenile Training School.....	C-10
Traffic Tribunal Court Complex	C-11
EDC Transportation Motor Fuel Bonds.....	C-12
Neighborhood Opportunities Program/Travelers Aid	C-13
Innovative Technology Certificates of Participation	C-14
Vehicles and Rolling Stock Certificates of Participation	C-15
RI Economic Development Corporation – URI Power Plant.....	C-16
URI Energy Conservation Equipment Leases	C-17
Department of Administration Energy Conservation Equipment Leases	C-18
Masonic Temple Historic Tax Credit Avoidance	C-19
Historic Structures Tax Credits Fund.....	C-20
School for the Deaf.....	C-21
McCoy Stadium Financing.....	C-22
Summary – All Outstanding Debt Service Payments.....	C-23

Proposed Debt Service on Proposed Debt Issuance:

General Obligation Bonds	C-24
Division of Motor Vehicles Technology Certificates of Participation.....	C-25
Convention Center Authority – Veterans Auditorium.....	C-26
Energy Conservation – Pastore Center/Zambarano.....	C-27
State Hospital Consoliation	C-28
Historic Structures Tax Credits Fund.....	C-29
URI/CCRI Energy Conservation.....	C-30
Summary – All Outstanding and Projected Debt Service Payments (Excluding Performance Based Agreements)	C-31

Outstanding Debt Service Payments for Performance Based State Obligations

RI Economic Development Corporation – Fidelity I.....	C-32
RI Economic Development Corporation – Fidelity II	C-33
RI Economic Development Corporation – Fleet	C-34
RI Economic Development Corporation – Providence Place Mall.....	C-35
Summary – All Outstanding and Projected Debt Service	
Payments (Including Performance Based Agreements)	C-36

Introduction

The Capital Budget document contains information relating to Governor Carcieri's recommended capital budget for FY 2011 and the capital improvement plan for the planning horizon encompassing FY 2011 through FY 2015. The Capital Budget addresses the Governor's desire to develop "Pathways to Prosperity", which will lead the State of Rhode Island to a more vibrant and competitive economic position. This capital plan addresses the Governor's desire to create pathways to economic prosperity by developing the infrastructure that will lead to better educational facilities, better jobs, and a high quality of life for Rhode Islanders. By targeting resources provided by general obligation bonds, long-term leases, and pay-as-you-go capital funds, the Governor's plan attempts to build these pathways.

The recommended capital improvement plan reflects state expenditures from all sources of funds. Approximately 12.0 percent of the FY 2011 recommended expenditures will be funded from state general obligation bond proceeds; 8.0 percent will be funded from the Rhode Island Capital Plan Fund; and the remaining 80.0 percent will be funded from federal grants, restricted revenues, and other sources. Approximately 21.3 percent of total expenditures in FY 2011 are for Natural Resource purposes and 51.1 percent for Transportation purposes.

Charting the course to achieve Rhode Island's economic development and asset protection goals requires a careful balance of capital needs with affordability. Continued pursuit of the overall debt policy is an important ingredient in formulation of the capital recommendations. Debt ratios will continue to improve through the prudent management of the recommended debt issuance. Debt as a percent of personal income is estimated to decline from 4.31 percent at the end of FY 2010 to 3.65 percent in FY 2015.

Under the Governor's plan, over \$334.4 million will be dedicated from the Rhode Island Capital Plan Fund over the next five years to infrastructure needs. Due to a constitutional amendment approved by the voters in the November 2006 election, RICAP funding can only be used for capital projects, whereas in years prior to FY 2008, RICAP funds could also be used for debt service and to reduce outstanding debt.

To build upon the technology initiatives approved by the General Assembly, which he proposed during the

*Investing in
the Future-
Innovative
Technology*

2006 Session, in FY 2010 the State will acquire, through purchase, an existing building suitable to serve as Rhode Island's data center and relocate employees and equipment from the Johnston computer facility. The current Johnston Data Center has a multitude of documented deficiencies, including failure to meet numerous standards and severe inefficiencies in various building codes. The existing facility is not compliant with many state and federal health and safety regulations, and has repeatedly received highly critical reports from the State Auditor General.

The FY 2011 capital budget continues to improve Rhode Island State Government information technology. Rhode Island must strengthen its technology to enable an innovation economy and to solve the real problems of our day. The five-year capital plan includes previously approved funding for Innovation Technology, which would be provided by certificates of participation and would fund specific public policy areas, infusing the investment needed to strengthen the state's platform for innovation and deliver real value to Rhode Island citizens. Projects include replacement of the outdated system presently used by the Registry of Motor Vehicles (\$13.0 million), enterprise infrastructure upgrades (\$3.9 million), development of a Taxation data

Introduction

warehouse (\$2.5 million), Judiciary IT system upgrades (\$13.9 million) and integrated web based licensing capability (\$1.0 million).

To support more efficiencies and better training in the educational system, the Governor’s plan includes previously approved funding of \$15.0 million for technology that will focus on “Inspiring Excellence in Science, Technology, Engineering, and Mathematics (STEM)”. The Governor recommends funding for innovative technology to upgrade teacher training programs to better prepare teachers to inspire their students to excel in science, technology, engineering and mathematics. Projects include the Rhode Island Department of Education’s Comprehensive Education Information System and its rollout to school districts, as well as specific funding to support teacher professional development in the use of innovative technologies or techniques, including our state’s teacher preparation programs. The “SMART” Classrooms program will significantly upgrade teacher preparation facilities at Rhode Island College and the University of Rhode Island by infusing technology into our teacher training programs, creating a Center for Excellence in Mathematics, Science and Technology Education, and upgrading mathematics and science classrooms and laboratories.

The Governor’s capital plan continues investments in the state’s institutions of public higher

*Investing in the
Future-
Public Higher
Education*

education. The Governor believes that the development of a symbiotic relationship between the Life Sciences Center at the University of Rhode Island and the medical institutions in Providence will provide the state with a competitive advantage in the biotechnology area and allow for future expansion of this industry in the state. The construction of the \$50.0 million Center for Biotechnology and Life Sciences at the University of Rhode Island, approved by the

voters in November 2004, to serve as a complement to the established medical research center that already exists in Providence, has been substantially completed. In addition to the Biotechnology Center, the Governor recommends the issuance of the \$65.0 million authorized by the voters in November 2006 to provide funds to construct a new College of Pharmacy building at the University of Rhode Island.

Due to the difficult fiscal times facing Rhode Island, the Governor proposes to limit the amount of new debt incurred by the state over the planning period. As a result, the Governor is proposing limited referenda for the next three ballots. For Higher Education, the recommended capital improvement plan proposes a November 2010 referenda to include \$17.0 million for renovations and an addition to the Art Center at Rhode Island College; \$10.9 million for modernization of infrastructure at Rhode Island College; and \$61.0 for a new Chemistry Building at the University of Rhode Island. For the November 2012 ballot, the Governor’s plan includes \$20.25 million for upgrades to the Knight Campus of the Community College of Rhode Island; \$24.8 million for modernization of academic buildings at Rhode Island College; and \$48.0 million for a new Nursing and Associated Health Building for the Higher Education system. For the November 2014 ballot, the Governor’s plan includes \$27.81 million for an addition to the Flanagan Campus of the Community College of Rhode Island; \$21.5 million for continued modernization of academic buildings at Rhode Island College; and \$77.8 million for the college of engineering at the University of Rhode Island.

The Governor also proposes referenda over the next three election cycles for Transportation, including funding for the highway improvement program, salt storage facilities, commuter rail and bus purchases.

Introduction

***Safeguarding
our
Natural
Resources***

The Governor's FY 2011 capital plan continues his efforts to preserve the state's natural resources. As part of the Governor's long-term strategy for water quality improvement, his plan includes issuance of remaining funds from the \$8.5 million approved by the voters in November 2004 for water pollution abatement projects including matching grants and incentive grants to state and local entities, non-profit organizations and for-profit businesses for water quality restoration and protection projects.

The capital plan includes the continued issuance of \$64.1 million of Environmental Management bonds authorized in November 2004 and November 2006. These funds will be used over a multi-year period to preserve open space, protect ground water supplies, and develop and improve public recreational facilities.

In the economic development area, the Governor recommends the issuance of \$4.5 million remaining from a \$48.0 million referenda approved by the voters in November 2004 to finance continuing improvements at the Quonset Point/Davisville Industrial Park.

In and effort to reduce operating costs, the Governor proposes funding for certain capital projects that will result in

***Facility
Consolidations
for Operating
Efficiencies***

consolidation of agency operations. First, the Governor recommends a Certificates of Participation issuance be approved to fund the renovation of two buildings on the Pastore Center campus for use by the Eleanor Slater Hospital. The goal of the renovations is to consolidate the Pastore Center hospital system into fewer buildings, which will result in more efficient and cost effective operations. The Department will then move patients from the Pinel building, the Virks building, and the

Adolph Meyer building into the newly renovated facilities. This will create a "hospital zone" of connected buildings. As part of the overall plan to maximize utilization of Pastore Center facilities, the Governor recommends renovating a portion of the Adolph Meyer building for use as the Training School for Girls and moving the female population out of the Mathias building to make way for the hospital consolidation project.

The Governor also proposes funding in future years to renovate the remainder of the Adolph Meyer building for use by a state agency currently leasing private office space.

The projection of capital project disbursements and debt service costs reflects updated debt service projections as included in the FY 2011 – FY 2015 Capital Improvement Plan. General revenue funded debt service on all tax supported obligations is projected to rise from \$218.2 million in FY 2011 to \$278.1 million in FY 2015. The increase is attributable largely to the issuance of debt associated with the Historic Structures Tax Credit Program, which rises from \$21.2 million to \$55.5 million, an increase of \$34.4 million and general obligation debt, which rises from \$112.9 million to \$148.7 million, an increase of \$35.8 million. This is offset by reductions in other categories as described below.

Interest rates for fixed rate general obligation bonds to be issued to fund FY 2010 projects are projected at 5.0 percent. Division of Motor Vehicles debt is assumed to be issued at 4.5 percent and amortized over seven years. Energy projects at URI and CCRI are assumed to be issued at 5.5 percent over fifteen years. Hospital Consolidation project is assumed to be issued at 5.5 percent over twenty years. Historic Tax Credit debt is projected to be issued in at 6.0 percent in 2010 and FY 2011 over nine and eight years, respectively. Projected amortization schedules are found in the exhibits contained in Appendix C of this document.

Introduction

(Amounts below are shown in millions)

- FY 2010 Pastore/Zambarano Energy- \$20.0
- FY 2010 General Obligation Bonds - \$90.5
- FY 2010 DMV System - \$11.5
- FY 2011 General Obligation Bonds - \$105.0
- FY 2011 Historic Tax Credits - \$75.0
- FY 2011 Pastore/Zambarano Energy - \$33.1
- FY 2011 URI/CCRI Energy – \$37.335
- FY 2011 Hospital Consolidation - \$29.87
- FY 2012 Historic Tax Credits - \$66.2
- FY 2012 General Obligation - \$100.0
- FY 2013 General Obligation - \$100.0
- FY 2013 Historic Tax Credits - \$65.0
- FY 2014 General Obligation Bonds - \$100.0

Amortization of existing debt combined with new debt issuance, results in increased general revenue appropriations for debt service of \$44.8 million from FY 2011 to FY 2015. Disbursements for capital projects are reflected as Rhode Island Capital Plan Fund expenditures, not general revenue, and therefore are not reflected in the five-year report as operating costs. Between FY 2009 and FY 2015, there is an increase of \$31.7 million for debt for the Historic Tax Credit stabilization program, and a \$14.0 million increase for general obligation debt. Performance based obligations increase from \$6.1 million to \$7.0 million. Debt service on certificates of participation decreases by \$3 million from \$33.5 million in FY 2011 to \$30.5 million in FY 2015. Convention Center debt service increases by \$1.4 million. The obligations for the RI Refunding Bond Authority (former Public Building Authority) decline from \$6.1 million in FY 2011 to zero in FY 2012.

The projected general revenue requirements for debt service are dependent upon the allocation of debt service costs to other sources of funds. It is assumed that the Department of Transportation’s general obligation bond debt service in FY 2011 will total \$44.8 million, and 57.5 million in FY2015. It is assumed that the two cents of the gas tax dedicated to Motor Fuel bonds issued by EDC is equal to approximately \$8.4 million annually. It is assumed that the Rhode Island Public Transit Authority debt service funded by

gas tax revenues in FY 2011 will total \$1.1 million in FY2011 and \$1.6 million in FY2015.

The obligations arising from performance based contracts between the Rhode Island Economic Development Corporation and private entities are projected to result in state appropriations due to the projected achievement of performance targets. Fidelity job rent credits are expected to result in a state obligation of \$2.5 million in FY 2010 and \$2.5 million in FY 2011. The FY 2011 obligation reflects projected payments of \$2.488 million on Phase I, plus \$0.05 million due on Phase II. The forecast assumes no requirement for the Bank of America obligation transaction, which if earned would total approximately \$0.3 million. The forecast assumes no requirement for the Bank of America obligation transaction, which if earned would total approximately \$0.3 million.

The following table shows the proposed General Obligation Bond issuances for FY 2010 through FY 2015:

Proposed Issuance of G.O. Bonds¹	
FY 2010	\$90.465 million
FY 2011	\$106.81 million
FY 2012	\$79.56 million
FY 2013	\$80.85 million
FY 2014	\$118.67 million
FY 2015	\$86.725 million

¹Proposed bond issuance based on five year capital plan; debt service tables assume level funded issuances of approximately \$100.0 million annually.

Introduction

The following table shows the proposed November 2010 referenda.

Proposed Ballot Items November 2010	
<u>Ballot Item 1 – Higher Education</u>	
URI Chemistry Building	\$61.0 million
RIC Art Center	\$17.0 million
RIC Infrastructure Modern.	<u>\$10.9 million</u>
Total	\$88.9 million
<u>Ballot Item 2 - Transportation</u>	
Highway Improvement Program	\$80.0 million
Salt Storage Facilities	<u>\$5.0 million</u>
Total	\$85.0 million
Total – November 2010	\$173.9 million

The following table shows the proposed Certificates of Participation and other financings for FY 2010 and FY 2011:

Proposed Certificates of Participation/Financings	
DMV System	\$11.5 million
Pastore/Zambarano Energy	<u>\$20.0 million</u>
Total FY 2010	\$31.5 million
Pastore/Zambarano Energy	\$33.1 million
URI/CCRI Energy Conservation	\$37.3 million
Hospital Consolidation	\$30.0 million
Historic Structures Tax Credit	<u>\$75.0 million</u>
Total FY 2011	\$175.4 million

This page was intentionally left blank.

Section 1 – Capital Budgeting in Rhode Island

Capital Policy

The Governor's Capital Improvement Plan reflects a policy of controlling Rhode Island's capital debt by limiting the new issuance of debt, reallocation of current resources to preserving and improving infrastructure, and controlling capital expenditures to a level that is affordable. Effective execution of this policy, as well as other sound financial management practices, can have a positive impact on Rhode Island's credit rating.

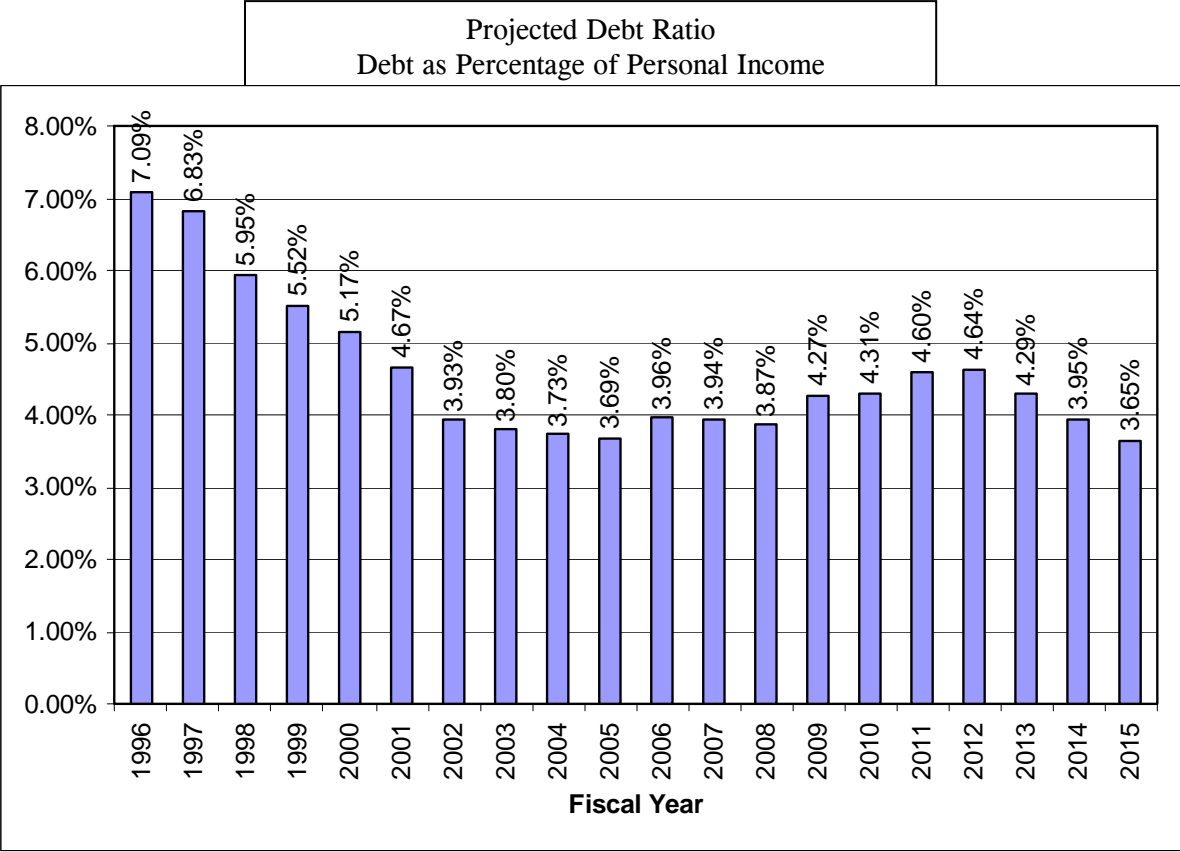
The Governor is recommending that this capital policy be continued during FY 2010 and FY 2011, maintaining the level of capital expenditures from previously authorized bond and certificates of participation proceeds, modified allocations from the Rhode Island Capital Plan Fund for capital projects, and full utilization of federal stimulus funding for infrastructure projects. The RI Capital Plan Fund's resources in FY 2010 include an opening balance of \$97.2 million and current year resources flowing from the Budget Reserve Fund of only \$39.3 million because the Budget Reserve Fund must be replenished to its constitutional and statutory levels first. It is estimated that combined resources will total \$136.5 million and that recommended expenditures of \$121.8 million will leave a balance of \$14.7 million at the end of FY 2010. For FY 2011, the opening balance of \$14.7 million is enhanced by \$63.9 million flowing from the Budget Reserve Fund providing estimated resources of \$78.7 million. After providing for \$78.3 million of recommended expenditures, there would be an ending unallocated balance in FY 2011 of \$.4 million.

The Governor's capital budget reflects the significant influx of financing available from the federal stimulus, the Department of Transportation's Motor Fuel and GARVEE financings, the proceeds from certificates of participation for the School for the Deaf, Innovative Technology Initiative, Registry of Motor Vehicle's computer system, and the new general obligation bonds approved in November 2008. The capital budget also reflects debt issued to produce cost savings on further energy consumption, and debt to fund tax credits of the

Historic Structures Tax Credit Program. During the 2008 Session of the General Assembly, \$356.2 million of debt was authorized to be issued to pay for tax credits on Historic Structures, in order to stabilize out-year budget outlays. The Governor recommends that \$75.0 million of this authorization be issued in FY 2011 to provide for credits expected to be taken in FY 2011. The Capital Budget assumes that the balance of the debt would be issued in FY 2012 – FY 2013.

Executive Order 95-4, relating to state debt requires all issuances of state debt requiring the approval of the Governor to be reviewed by the State Budget Office. The role of the Budget Office is to advise the Governor of the direct and potential impact of such debt issuance on the state's tax supported debt and its credit rating. An examination of Rhode Island's projection of net tax supported debt shows evidence that this businesslike approach to capital planning and management has reaped results. Debt as a percentage of personal income is projected to decline from a high of 8.4 percent in FY 1994 to 4.31 percent by FY 2010 and 3.65 percent in FY 2015.

Capital Policy



Rhode Island Capital Plan Fund Initiative

In November 2006, the voters approved a constitutional amendment that restricts the use of the Rhode Island Capital Plan Fund to capital projects. Previous language allowed for the fund's resources to be used for debt service and/or defeasing outstanding debt. The multi-year plan of dedicating increased resources towards pay-as-you-go capital projects was modified in past fiscal years to address operating budget deficits and resulted in numerous planned capital projects being deferred.

The general revenue deficit in FY 2009 was partially addressed by a \$22.0 million appropriation from the Budget Reserve Fund. The Governor proposes that this transfer be repaid in FY 2012, providing General Fund relief in FY 2010 and FY 2011. The Governor's plan dedicates resources flowing from the Budget Reserve Fund in FY 2010, FY 2011 and thereafter towards maintaining and improving the state's infrastructure. In FY 2012, there would be an appropriation of \$22.0 million made to the RICAP Fund.

The Governor's proposed Capital Improvement Plan for FY 2011 - FY 2015 reflects the thirteenth year in a comprehensive, yet affordable asset protection program that will result in the dedication of over \$334.4 million of current revenues towards preserving Rhode Island's buildings and other assets over the next five years.

Current law, which has been amended to be consistent with the Constitution, provides for up to two percent of annual revenues to be used for capital expenditures once the Budget Reserve Fund has reached three percent of resources. When the Budget Reserve and Cash Stabilization Account has reached three percent of total resources, there are only marginal contributions to this "Rainy Day Fund" and most of the funds flow into the Rhode Island Capital Plan Fund.

Beginning in FY 2008, all resources in the RI

Capital Plan Fund are being used for capital asset protection projects.

	Debt Service	Project Expenditures	Percent for Projects
FY 1994	.0	.2	.0%
FY 1995	32.5	.9	2.7%
FY 1996	29.3	.7	2.2%
FY 1997	33.3	.5	1.5%
FY 1998	26.8	2.9	9.8%
FY 1999	24.1	11.7	32.7%
FY 2000	14.0	19.8	58.8%
FY 2001	7.4	22.7	75.4%
FY 2002	31.5	44.8	58.8%
FY 2003	27.1	19.3	41.6%
FY 2004	32.3	16.3	33.5%
FY 2005	18.8	28.0	59.8%
FY 2006	41.6	31.8	43.3%
FY 2007	36.7	26.4	58.1%
FY 2008	0	30.0	100.0%
FY 2009	0	50.9	100.0%
FY 2010	0	121.9*	100.0%
FY 2011	0	78.3*	100.0%

* Includes funding reappropriated from FY 2009 and estimated to be reappropriated from FY2010.
(Amounts in Millions)

Adoption of a responsible asset protection program will help reduce Rhode Island's debt burden in the future when allocated funds are available to fund not only asset protection projects, but also new construction. Schedule 4, *Projects by Funding Source*, includes the Governor's recommended use of resources from the Rhode Island Capital Plan Fund, as well as all other resources available for capital disbursements. Schedule 5, *Rhode Island Capital Plan Fund Projects*, reflects only those projects funded by RI Capital Plan Fund resources.

The Constitutional Amendment approved in November 2006 also provided that by FY 2013 the cap on the Budget Reserve Fund be set at five percent of resources. There will be a change to the formula which gradually decreases the amount of revenues that can be spent from 98 percent to 97 percent of revenues, allowing for a more moderate change in the resources available for general fund operations and to build up the

Rhode Island Capital Plan Fund Initiative

Budget Reserve Fund gradually, such that the pay-as-you-go capital funding is not abruptly curtailed in FY 2013. The following table displays the multi-year plan.

	Spending Maximum	
	Limit	Balance
FY 2007	98.0%	3.0%
FY 2008	98.0%	3.0%
FY 2009	97.8%	3.4%
FY 2010	97.6%	3.8%
FY 2011	97.4%	4.2%
FY 2012	97.2%	4.6%
FY 2013	97.0%	5.0%

The RI Capital Plan Fund's resources in FY 2010 include an opening balance of \$97.2 million and current year resources flowing from the Budget Reserve Fund of only \$39.3 million because the Budget Reserve Fund must be replenished to its constitutional and statutory levels first. It is estimated that combined resources will total \$136.5 million and that recommended expenditures of \$121.8 million will leave a balance of \$14.7 million at the end of FY2010. For FY2011, the opening balance of \$14.7 million is enhanced by \$63.9 million flowing from the Budget Reserve Fund providing estimated resources of \$78.7 million. After providing for \$78.3 million of recommended expenditures, there would be an ending unallocated balance in FY2011 of \$.4 million.

Previous Capital Budgeting Practices

The State of Rhode Island's first capital development plan was submitted in 1972. The plan was presented on a twelve-year horizon and proposed a pay-as-you-go system of capital financing.

The concept was hailed as a tremendous step forward for Rhode Island due to its eventual goal of reducing reliance on debt to finance capital projects. Since 1972, both pressures to improve Rhode Island's infrastructure and utilize current resource funds for operating expenses led to the abandonment of the 1972 plan. No other plan was developed to fill its place.

Rhode Island made a concerted effort to refocus its attention to development of capital improvement plans in 1991. The goal was to strengthen the capital planning and budgeting process in order to provide a coordinated manner for both project selection and project financing.

Analysis of Past Practice

Rhode Island suffered from a number of problems that deal with the capital budget development process: (1) difficulty in delineating between maintenance and other types of capital improvements, (2) difficulty in measuring capital needs, (3) lack of clear philosophy concerning the method of financing capital projects. However, the situation in Rhode Island was further complicated by problems inherent to the process that existed. Specific flaws relating to the Rhode Island capital budgeting process included:

1. There was no formal decision making process for key decision makers to determine the overall size of the capital program or debt issuance and lack of control over the amount to be spent from the state's balance of previously authorized general obligation debt. Since Rhode Island does not issue all bonds immediately upon voter approval, there needs to be a process of prioritization and cash flow planning in order to ensure affordability. Current practice was for voter approved bond authorizations to be allotted on the basis of

work programs developed by the agencies. Each entire authorization was allotted into individual project accounts, regardless of the authorization's financing status. The level of estimated disbursements determined the aggregate level of bonds to be issued.

There were many flaws in this process in that it did not identify a long-range plan of expenditure for all authorized but unissued debt. Also, the process did not attempt to limit expenditures to only those projects for which bonds had been issued. Projects for which bonds had not yet been issued were allowed to proceed in anticipation of the future issuance of bonds or notes.

Bond issues were done on an ad hoc basis. There was neither a systematic process to determine when bond issues would be done nor a process to assure that gubernatorial priorities were reflected.

2. Decisions concerning construction of facilities were not tied to long-term operating budget prospects. While the capital development process made an attempt to identify ongoing operating costs, execution of the capital and operating budgets was disjointed.
3. There had been a history of significant capital referenda presented at special elections. This caused concern because it was being passed outside the statutory "biennial" process and often included projects that had not appeared in proposed capital plans. This concern resulted in the enactment of Section 35-3-7(c) of the Rhode Island General Laws, which provides some restrictions on this happening in the future unless there is a "compelling need."

Section 35-3-7.1. ...

...(c) All capital referenda will be presented to the voters at a general election, except, upon a finding of

Previous Capital Budgeting Practices

compelling need for the public health, safety, or welfare, the general assembly may present the capital program at a time other than the general election. ...

4. The process lacked a systematic set of capital budgeting instructions whereby departments would submit their projects along with requests for funding over a long-term period that would allow for systematic development of individual projects. This resulted in a lack of an overall plan for all ongoing projects, a plan of financing, an inventory or assessment of needs, or an overall program goal.
5. There was no central document reflecting the priorities between different types of projects, including repair and rehabilitation, renovation, remodeling, razing of structures, new construction, and so forth. The biennial capital development plan did not specifically address the status of projects underway or those to be undertaken over the capital planning horizon. While the majority of projects were to be funded from previously approved bond authorizations, such projects were not included in the plan.

This lack of an overall plan for on-going projects resulted in a lack of accountability concerning departments' requests for new funds.

6. Capital funds were increasingly being used for non-capital or marginally capital expenditures, including personnel, short lived equipment and maintenance.

FY 2011 – FY 2015 Capital Process

The State of Rhode Island has made significant progress since late 1991 towards improving the capital budgeting process. In the summer of 2009, agencies were asked to provide information relating to the projects contained in the FY 2011 - FY 2015 capital budget and any new projects to be proposed. This assisted the administration in achieving the first three steps in a capital budgeting process: (1) initial identification of projects to be considered for inclusion in the capital budget; (2) timing of required expenditures for projects selected for inclusion in the capital budget; and (3) determination of the impact on total government finances of the various financing alternatives. The status of projects funded in earlier capital improvement plans was analyzed for each agency. An update on the timing of expenditures was provided for previously authorized projects, as well as those to be considered at future referenda.

The capital improvement plan includes what are generally considered major capital projects, such as new construction, major reconstruction, remodeling, renovation, and so forth. These are projects that create new facilities or rebuild existing facilities. They would add or create value rather than protect the existing value. The plan also reflects planning funds provided to agencies to analyze the need and cost of projects proposed in later years. Agencies were asked to identify for each project: source of financing, the estimated disbursement schedule, and the categorical expenditures (i.e., design, land acquisition, and construction).

The capital improvement plan meets several of the criteria noted for sound practice and meets the goals of the administration concerning capital budgeting.

Integration of Federal Stimulus Funding

On February 17, 2009, President Obama signed the American Recovery and Reinvestment Act of 2009 (“ARRA”). The Act provides \$789 billion nationwide through spending programs, tax cuts,

and other provisions. The Governor has certified Rhode Island’s participation in the ARRA and thereby has assumed the responsibility that the funds are used to support activities that will create jobs and promote economic development. Further, the Governor, by Executive Order 09-04, has established the Office of Economic Recovery and Reinvestment within the Office of the Governor. The Office is responsible for administering and complying with ARRA; establishing processes for identifying, evaluating, and tracking ARRA initiatives; and will be responsible for transparency, tracking, and reporting of the funds provided by the ARRA.

Based on formula-driven grants, the Governor has included funds in the Revised FY 2010 budget and FY 2011 budgets. Potential competitive grant awards are included as available, and any new grants awarded to Rhode Island will be budgeted at that time.

The capital budget includes \$137.1 million of stimulus funds for the Department of Transportation for highway infrastructure investment, which will be spent over three years for over sixty separate projects throughout the state including highway, road and bridge repair, pavement resurfacing as well as enhancement projects, such as lighting and drainage improvements. The Department is also expected to receive a total of \$460,000 in fixed guideway infrastructure grants, which are expected to be spent over two years starting in FY 2010.

The capital budget includes \$604,900 for roof replacement to the U.S. Property and Fiscal Office and window replacement to the Federal Maintenance Shop of the Warwick Armory, which is used by the Rhode Island National Guard.

The capital budget includes \$36.1 million for the Clean Water Finance Agency for both clean water and drinking water projects that will be selected from the State of Rhode Island’s priority project lists. At least 50.0 percent of grants must be

FY 2011 – FY 2015 Capital Process

devoted to subsidization in the form of loan principal forgiveness, negative interest loans, or grants. A total of 20.0 percent of grants should be devoted to projects that address green infrastructure, water or energy improvements, or other environmentally innovative activities. The grants cannot be used for the purchase of land or easements.

The capital budget includes \$3.0 million for the Coastal Resources Management Council for fish passage restoration. This project will complete six high priority projects and will restore and improve riverine habitat for migratory fish species.

The capital budget includes over \$27.3 million from stabilization funds for fire safety improvements at the three institutions of higher education.

Also, the Rhode Island Public Transit Authority expects to receive over \$23.6 million for hybrid bus purchases and an additional \$4.9 million for other capital projects.

Capital Budgeting Goals Attained

Several key goals were set in 1991 when Rhode Island embarked upon improving the capital budgeting process and as progress has been made, new goals have been set. Rhode Island may not fully attain these goals until several years into the capital-planning horizon, but has made significant progress towards these goals.

1. ***Ensure that Rhode Island's annual capital budget and capital improvement plan is affordable and finances only necessary capital projects.***

This goal also relates to the determination of the size and timing of debt issuance. It is the goal of the capital planning process that the levels of project commitment, annual cash disbursements, and annual bond financing required would be determined by the adopted capital plan.

The state has not issued more general obligation bonds than were in the plan. Generally, since the implementation of the FY 1993 - FY 1997 Capital Budget, variance from the plan reflected delays in certain projects underway. Controls are in place to ensure that expenditures are limited to those funded in the budget.

2. ***Enhance the linkage between the capital and operating budgets. No new projects will be included in the capital plan unless resources are expected to be available to finance the operating costs upon completion.***

A much greater focus has been made on the impact of capital projects on the annual operating budget. Agencies are requested to identify the source of operating funds required for new projects. In the FY 2011 – 2015 Capital Improvement Plan and the Five-Year Forecast included within the Executive Summary, there is an attempt to identify the outyear impacts of capital projects.

3. ***Institute a practice of annual program budgeting that will result in planned***

biennial referenda (as needed) consistent with the capital budgeting process.

Development and adoption of a solid capital plan will serve to prevent the need for off-year referenda.

The Administration's capital budgets have contained the referenda recommended for the biennial period; the Governor is not recommending an off year referenda.

4. ***Increase accountability by publishing a document that identifies the individual projects to be funded during the capital planning horizon.***

This would include all projects, regardless of funding source, including projects financed by previously authorized bonds. This would provide a much greater level of accountability with respect to completion of projects and the need for new ones.

The published capital budget is the basis for the control of and review of project expenditures. Agencies are more accountable with respect to capital disbursements that are now limited to those contained in the capital plan.

5. ***Ensure active gubernatorial policy participation in the process, similar to the process for the operating budget.***

The Capital Development Planning and Oversight Commission, which was recomposed in 1995, reflects appointments representing planning, policy, and technology officials, as well as budget officials to develop a comprehensive capital development program that was consistent with the principles and practices of good financial management.

In addition, staff from both the House and Senate fiscal staffs were invited to all agency hearings to allow the legislative branch early involvement in the capital development process.

Capital Budgeting Goals Attained

6. *Begin a process of limiting debt use to long-term capital improvements and to decrease reliance on debt in order to increase flexibility in difficult economic times.*

Rhode Island has stayed within the limits that have been set in the Capital Budgets since 1993. There has been a retrenchment in the funding level goals due to the projected operating budget deficits projected since FY 2002. Many projects had been deferred during this time frame in order to free up resources from the Rhode Island Capital Plan Fund, which had been used for debt service. As a result of the passage of a constitutional amendment in November 2006 requiring that the Rhode Island Capital Fund be used solely for capital projects, there will be increased current resources dedicated to capital projects over the five-year planning horizon. The constitutional amendment, while forcing discipline to maintain assets and be less reliant on debt, does reduce flexibility in overall financial management. In FY 2010 and FY 2011, due to the proposed delay in repayment of funds to the Budget Reserve Fund, there would be less funds available in the Rhode Island Capital Plan Fund for projects.

While the state had increased the dedication of gas tax revenues to the Department of Transportation, increasing the amount available for road repairs and maintenance, and provided some of the state match for increased federal funds, there is no longer any gas tax allocated for state match. Recently, increased costs due to inflation on operating costs such as electricity, employee cost-of-living adjustments, fringe benefits and debt service have outpaced the growth in the gas tax available.

7. *Implement a debt reduction program in order to reduce Rhode Island's net tax supported debt.*

Rhode Island adopted a three part debt reduction program that included (1) using excess sales tax receipts dedicated to repay the DEPCO debt resulting in full repayment in August 2000,

twenty two years earlier than required, (2) using an amount of current general fund resources to redeem other state debt each year, and (3) utilization of tobacco master settlement securitization proceeds to defease general obligation debt and certificates of participation in the amount of \$247.6 million. Since these were defeased by proceeds from a bond issue that are not considered state debt, this reduces the state's tax supported debt.

8. *Improve accountability during the implementation phase of the capital budget and the accuracy of total project funding displayed in the capital improvement plan.*

The Budget Office has developed a database that can integrate expenditure data from the State Controller's accounting records with capital budget recommendations by source of funds by project. When fully implemented, this internal data management system will allow Budget Analysts to track projects more effectively and work with departments and agencies to improve expenditure planning.

9. *Develop and maintain a statewide inventory of state buildings and other assets to be used in prioritizing required repairs and capital improvements.*

The State Controller's Office has developed a system for maintaining an inventory of capital assets for accounting purposes. The Capital Development Planning and Oversight Committee is not currently using this system.

Section 2 – Debt Issues

Classification of State Debt

The State of Rhode Island has traditionally classified its general obligation debt in the following four categories: direct debt, guaranteed debt, contingent debt and other obligations subject to appropriation. These fall into the broader category of tax supported debt used by investment rating agencies. Within the category of obligations subject to annual appropriations, there are certain performance-based agreements associated with debt issued to promote economic development. Generally speaking, the state's requirement to make appropriations on these obligations is based upon achievement of certain predetermined benchmarks that would increase state tax revenues.

RI Credit Rated by Three Major Credit Agencies

The State's general obligation debt is rated by the three major credit rating agencies. All three agencies have reviewed the State of Rhode Island on a regular basis since FY2008, reflecting the concerns that agencies had relating to economic and budgeting challenges facing the State. Across the nation, state credits have been under stress reflecting the economic and revenue deterioration that has strained state finances. As of January 2010, the ratings were:

Moody's Rating -Aa3 (negative)
Fitch Rating - AA- (negative)
Standard & Poor's - AA (negative)

Debt Service Budgeted

Debt service and payments on long-term obligations from all fund sources, including the portion of the gas tax, and federal highway funds dedicated for debt service for FY 2011, is estimated to total \$295.2 million including: \$121.1 million for general obligation debt service, \$24.5 million for the Convention Center obligation, \$8.42 million for motor fuel debt

service, \$48.3 million for federally funded GARVEE debt service, \$38.7 million for certificates of participation and long-term obligations, \$23.8 million for debt associated with the Historic Tax Credit program, and \$6.1 million for performance-based obligations. Also, there is \$19.7 million of Higher Education non-general obligation debt budgeted, primarily in the auxiliary funds at the University and colleges. All debt for the Rhode Island Refunding Bond Authority is fully repaid in FY 2010.

Direct debt, is authorized by the voters as general obligation bonds and notes. Current interest bonds require the State to make annual payments of principal and semi-annual payments of interest on bonds outstanding, and the capital appreciation bonds of the State require the payment of principal and interest at maturity. As of June 30, 2009, the State had \$1.036 billion of general obligation tax supported bonds outstanding. Authorized but unissued direct debt totaled \$269.3 million as of January 1, 2010. Those amounts are displayed on the table which displays authorized but unissued debt. The Governor recommends that \$90.5 million be issued in FY 2010 and that \$105 million be issued for FY 2011. (See Appendix C for debt service payments).

Guaranteed debt includes bonds and notes issued by or on behalf of certain agencies, commissions and authorities created by the General Assembly and charged with enterprise undertakings, for the payment of which debt the full faith and credit of the state are pledged in the event that the revenues of such entities may at any time be insufficient. Such debt includes the debt of Narragansett Bay Commission. As of June 30, 2009, there were no outstanding bonds and no authorized but unissued debt. This reflects defeasance of \$1.37 million of debt in June 2002 from the proceeds of the tobacco securitization, and the economic defeasance of the balance during FY 2005.

Classification of State Debt

Contingent debts are those debts or obligations of certain Rhode Island agencies for which the state has pledged its full faith and credit. Such debt includes mortgages insured by the Rhode Island Industrial-Recreational Building Authority. Voter approval enabled the Authority to pledge the State's full faith and credit up to \$80,000,000, reduced by the General Assembly in 2008 to \$20,000,000 for the following purposes: to insure eligible mortgages for new construction, acquisition, and rehabilitation or expansion of facilities used for manufacturing, processing, recreation, research, warehousing, retail, wholesale or office operations. New or used machinery, equipment, furniture, fixtures or pollution control equipment required in these facilities is also authorized for mortgage insurance. Mortgages insured by the Authority are limited to certain specified percentages of total project cost. The Authority is authorized to collect premiums for its insurance and to exercise rights of foreclosure and sale as to any project in default.

As of June 30, 2009, the Authority had outstanding mortgage agreements and other commitments for \$13,841,455 mainly in connection with revenue bonds issued by the Rhode Island Industrial Facilities Corporation. In accordance with State law, all premiums received by the Authority and all amounts realized upon foreclosure or other proceeds of defaulted mortgages are payable into the Industrial Recreational Building Mortgage Insurance Fund. All expenses of the Authority and all losses on insured mortgages are chargeable to this Fund. As of June 30, 2009, the Fund had a balance of \$3,251,691. The State has agreed to appropriate or borrow and pay to the Authority any amounts required to service insured loans that are in default should the Fund be insufficient.

Other Obligations Subject to Appropriation

Rhode Island has entered into certain contractual agreements, which although of a long-term

nature, are subject to annual appropriation by the General Assembly. A brief description of such commitments for which the state has or may appropriate funds for debt payments is provided below.

Intake Center Certificates

Rhode Island entered into a lease agreement with a financial institution that issued \$33,000,000 in certificates of participation to finance construction of an Intake Center for the Department of Corrections. As of June 30, 2009, \$2,775,000 of these certificates was outstanding. (*See Appendix C for debt service payments*)

Attorney General Administrative Office Certificates

In December 1995, Rhode Island entered into a lease agreement with a financial institution that issued \$4,500,000 in certificates of participation to finance the purchase of the Old Stone Bank Administration Building for the Attorney General's Office. In December 2007, the State refunded the outstanding balance of Certificates of Participation to achieve debt service savings. As of June 30, 2009, \$2,030,000 was outstanding. This reflects the defeasance of \$775,000 of certificates of participation in June 2002 from the proceeds of the securitization of revenues from the State's Tobacco Master Settlement. (*See Appendix C for debt service payments*)

Shepard's Building Certificates

In 1995, Rhode Island entered into a lease agreement with the Rhode Island Economic Development Corporation, which issued \$34,070,000 to renovate the Shepard's Building in downtown Providence. In August 1997, the state refunded the EDC debt through the issuance of certificates of participation in the amount of \$34,805,000. In December 2007, the State refunded the outstanding balance of Certificates of Participation to achieve debt service savings. As of June 30, 2009, \$19,155,000 was outstanding. (*See Appendix C for debt service*

Classification of State Debt

payments)

Department of Labor and Training Center General Renovations

In January 1997, Rhode Island entered into a lease agreement with a financial institution that issued \$24.0 million in certificates of participation to finance renovations of the former Center General Hospital at the Pastore Center for use as an office complex for the Department of Labor and Training. It is anticipated that the federal government will finance a significant portion of the lease payments. In December 2007, the State refunded the outstanding balance of Certificates of Participation to achieve debt service savings. As of June 30, 2009, \$12,630,000 was outstanding. (See Appendix C for debt service payments)

Pastore Center Complex Central Power Plant

In December 2000, Rhode Island entered into a lease agreement with a financial institution that issued \$28.18 million in certificates of participation to rehabilitate and upgrade the Central Power Plant at the Pastore Center Complex. \$3,875,000 of these certificates of participation were defeased in June 2002 from the proceeds of the securitization of revenues from the State's tobacco master settlement. All of the remaining certificates of participation were defeased through the issuance on December 13, 2007 of the \$22,160,000 Lease participation Certificates (Central Power Plant – 2007 Refunding Series D). As of June 30, 2009, there was \$21,035,000 of certificates outstanding.

Kent County Courthouse

In 2005, Rhode Island entered into a lease agreement with a financial institution that issued \$58,910,000 in certificates of participation to construct a new Kent County Courthouse in Warwick. As of June 30, 2009, there was \$49,690,000 outstanding.

Traffic Tribunal

In 2005, Rhode Island entered into a lease agreement with a financial institution that issued \$21,565,000 in certificates of participation to construct a new Traffic Tribunal in Cranston. As of June 30, 2009, there was \$19,090,000 outstanding.

Juvenile Training School

In 2005, Rhode Island entered into a lease agreement with a financial institution that issued \$51,985,000 in certificates of participation to construct a new Juvenile Training School, including a Youth Assessment Facilities and a Juvenile Detection Center. As of June 30, 2009, there was \$46,470,000 outstanding.

Innovative Technology Projects

In 2007, the State entered into a lease agreement with a financial institution that issued \$23,490,000 in certificates of participation for technology improvement projects. These projects are underway in the Judicial branch, as well as the Executive branch, including Higher Education, Department of Administration, and Department of Elementary and Secondary Education. In 2009, an additional \$12,380,000 was issued. As of June 30, 2009, there were \$30,500,000 of certificates outstanding.

Energy Conservation Projects

In 2007, the State entered into a lease agreement with a financial institution that issued certificates of participation for energy conservation projects which will result in cost savings. There was \$6.0 million issued for Department of Administration energy projects, and \$6.75 million for the University of Rhode Island. In 2009, as additional \$11,805,000 was issued for the University of Rhode Island projects. The contract provides for reductions in utilization which will result in savings at least equal to the

Classification of State Debt

amount of the debt service. As of June 30, 2009, there was \$23,920,000 outstanding.

School for the Deaf

In June 2009, the State entered into a lease agreement with a financial institution that issued \$30,425,000 of certificates of participation for the construction of a new School for the Deaf. As of June 30, 2009, there was \$30,425,000 outstanding.

Master Lease

Telecommunications Equipment/Rolling Stock

On June 29, 2000, Rhode Island entered into a lease agreement with a financial institution that issued \$9,525,000 of certificates of participation for the purchase and installation of telecommunications equipment, furnishings and vehicles and rolling stock. The state also placed \$318,000 of taxable certificates at that time. In June 2001, the state financed an additional \$3,150,000 of vehicles and trucks. In December 2002, the state financed \$3,890,000 of vehicles and trucks. In June 2005, the state financed \$6,950,000. In June 2006 the State financed an additional \$6.0 million. In June 2007, the State financed an additional \$9,100,000. As of June 30, 2009, \$9,400,000 was outstanding. (See Appendix C for debt service payments.)

Rhode Island Refunding Bond Authority

Rhode Island has entered into a loan and trust agreement with the Rhode Island Refunding Bond Authority, a public corporation which issued \$20,640,000 of bonds to provide for the advance refunding of \$18,640,000 of the state's general obligation bonds. As of June 30, 2009, there were no such bonds outstanding.

Rhode Island Refunding Bond Authority (Rhode Island Public Buildings Authority)

Rhode Island has several lease arrangements with the Rhode Island Refunding Bond Authority

relating to capital projects financed by the former Public Buildings Authority, at the request of the state. In FY 1998, Rhode Island merged the responsibilities of the Rhode Island Public Buildings Authority into the Rhode Island Refunding Bond Authority. As of June 30, 2009, the Rhode Island Refunding Bond Authority had \$6,040,000 of bonds outstanding, the proceeds of which were to finance such projects. (See Appendix C for debt service payments)

Rhode Island Convention Center Authority

Rhode Island has entered into a lease agreement with the Rhode Island Convention Center Authority, a public corporation that was created for the purpose of constructing, managing and operating a convention center.

Pursuant to the lease agreement, the state will be obligated to pay lease payments to the authority sufficient to pay for the net operating expenditures and debt service on the authority's bonds relating to the project being financed. The authority issued bonds for project expenditures totaling \$323,000,000. Including refunding bonds that were issued to save interest costs, and the issuance in June 2006 of \$92.5 million of bonds to finance acquisition and renovation costs of the Dunkin Donuts Center, defeasance of \$90.085 million in May 2005. In March 2009, the Authority refunded its 2001 Series A bonds with the issuance of \$71.2 million of bonds. In FY 2010 and FY 2011, the Governor recommends a general revenue appropriation of \$24.3 million and \$24.5 million. This includes estimated new debt service relating to the Dunkin Donuts Center Improvements and operating support. Outstanding debt totaled \$263,800,000 as of June 30, 2009. (See Appendix C for debt service payments)

Rhode Island Depositors Economic Protection Corporation

Rhode Island entered into a payment agreement with the Rhode Island Depositors Economic Protection Corporation ("DEPCO"), a public

Classification of State Debt

corporation created to issue bonds for the purpose of protecting depositors of certain financial institutions and credit unions in Rhode Island forced to close in January, 1991 owing to the entry into conservatorship of the Rhode Island Share and Deposit Indemnity Corporation, a private deposit insurance fund. DEPCO'S bonds were payable from a special revenue fund of DEPCO to which payments are to be made by the state, subject to annual appropriation, from certain proceeds of state sales and use tax receipts or from other funds appropriated by the General Assembly for such purposes. The payment agreement was effective simultaneously with the issuance in June 1991 of \$150.0 million of special obligation bonds. In June 1992, an additional \$306.0 million of special obligation bonds were issued. The Corporation issued refunding bonds in FY 1993. The Corporation utilized these sales tax proceeds and the proceeds from settlements to gradually prepay all of the bonds, such that there are now no special obligations outstanding.

Rhode Island Economic Development Corporation

In February 1993, the Economic Development Corporation issued \$30,000,000 in taxable revenue bonds on behalf of Alpha Beta Technology, Inc. for acquisition, construction and equipping of a new plant facility for the clinical and commercial manufacture of biopharmaceutical products. In January 1999, this issue was placed in default. These bonds are also secured in part by the corporation's capital reserve fund. The Economic Development Corporation repaid the balance of the debt and receivership costs by utilizing funds on hand in FY 2000, the proceeds from the sale of the Alpha Beta facility, and state appropriations authorized during the 1999 General Assembly. The net state appropriation disbursed was \$5.6 million. The EDC issued a new series of bonds in the amount of \$25.0 million in FY 2000 to finance the purchase of the Alpha Beta building by Collaborative Smithfield Corporation. In

November 2000, Dow Chemical Corporation assumed the bonds from the Collaborative Smithfield Corporation. On April 26, 2006, the total outstanding bonds were defeased and there was no debt outstanding as of June 30, 2007. (*See Appendix C for debt service payments*).

In January of 1998, the Economic Development Corporation issued revenue bonds in the amount of \$11,825,000 to finance improvements at McCoy Stadium. These bonds are supported by lease payments subject to annual appropriations. As of June 30, 2009, \$2,220,000 of McCoy Stadium bonds was outstanding. (*See Appendix C for debt service payments*)

In 1999, the Economic Development Corporation issued revenue bonds in the amount of \$16,395,000 to finance improvements to the University of Rhode Island power plant. These bonds are supported by payments to purchase steam over the life of the bonds. As of June 30, 2009 \$10,759,000 of such bonds was outstanding.

In July 2007, the State entered into a payment agreement with the Rhode Island Economic Development Corporation relating to the issuance of \$14,280,000 of bonds to provide funds to purchase back historic structure tax credits for the Masonic Temple project. As of June 30, 2009, there was \$5,030,000 of debt outstanding.

Garvee/Motor Fuel Tax Revenue Bonds

In November 2003, Rhode Island entered into a payment agreement with the Rhode Island Economic Development Corporation relating to the issuance of \$53,030,000 of Motor Fuel Tax Revenue Bonds to provide funds for the State match for certain major Transportation projects funded by GARVEE bonds also issued by the Corporation. The Motor Fuel Tax Revenue Bonds are secured by two cents of the motor fuel tax dedicated to the Department of Transportation, subject to annual appropriation. In March 2006, a second series of bonds totaling

Classification of State Debt

\$42,815,000 was sold. In April 2009, a third series was issued totaling \$12,410,000. As of June 30, 2009, \$81,125,000 was outstanding.

The GARVEE bonds, which are secured by federal funds made available to the Department of Transportation, are not considered part of the State's net tax supported debt. As of June 30, 2009 there was \$394,280,000 outstanding which were supported by federal revenues.

Rhode Island Housing and Mortgage Finance Corporation

In April 2002, the State entered into a loan agreement with the Rhode Island Housing and Mortgage Finance Corporation relating to the issuance of \$13,060,000 of debt to provide funds for the relocation of the Traveler's Aid facility and for the Neighborhood Opportunities Program which provides affordable housing. In 2005, the State provided an additional \$2,250,000 for the Traveler's Aid project through the loan agreement. In 2006, the State financed \$5.0 million. In FY 2008, the State provided an additional \$7.5 million through the loan agreement for FY 2007 projects. As of June 30, 2009, there was \$13,179,000 outstanding.

Performance Based Obligations of the Rhode Island Economic Development Corporation

Fidelity

In May 1996, the Economic Development Corporation issued \$25,000,000 of bonds to finance infrastructure for Fidelity Investments. These bonds carry a moral obligation of the state.

If at any time, certain reserve funds of the Economic Development Corporation pledged for this bond issue fall below their funding requirements, a request will be made to the General Assembly to appropriate the amount of the deficiency. In addition, pursuant to the lease the Economic Development Corporation entered into with FMR Rhode Island, Inc. to secure the

bonds, credits are provided for lease payments if certain targeted new job goals are met for the financed project. Currently, it is projected that these job goals will be met. If the job goals are met, the Economic Development Corporation will credit FMR Rhode Island, Inc.'s lease payments and make annual requests to the General Assembly for appropriations, which will be used to pay the debt service on this bond issue. In May 2002, an additional \$10.0 million of bonds with similar provisions were issued.

As of June 30, 2009, \$28.222 million of Fidelity bonds were outstanding. As shown on the EDC-Fidelity debt service schedule, job rent credits are expected to result in a state obligation of \$2.5 million in FY 2010 and \$2.5 million in FY 2011. The FY 2011 obligation reflects projected payments of \$2.488 million on Phase I, plus \$0.05 million due on Phase II. (*See Appendix C for obligations*)

Fleet

In November 1997, the Economic Development Corporation entered into a similar agreement with Fleet Bank; bonds issued for that transaction totaled \$11.0 million. As of June 30 2009, \$9,180,000 of Fleet bonds were outstanding. Under the agreement, debt service on only \$3.4 million of the debt would be reimbursed through the applications of job rent credits. Job rent credits are estimated to result in a state obligation of approximately \$.3 million per year if achieved, as shown on the EDC-Fleet debt service schedule. (*See Appendix C for obligations*)

Providence Place Mall

In May 2000 the Rhode Island Economic Development Corporation issued revenue note obligations in the amount of \$40,820,000 to finance a portion of the costs of the Providence Place Mall. Such financing will be supported by two-thirds of the sales taxes generated at the mall (up to a cap of \$3.68 million in years 1-5, and \$3.56 million in years 6-20) as provided in the

Classification of State Debt

Mall Act (R.I.G.L. § 42-63.5-1 et. seq.) enacted by the General Assembly in 1996 and by Public Investment and HOV Agreement. It is expected that sales tax revenues generated at the Mall will be sufficient to fully support the revenue note obligations. Sales tax generated at the Mall are recorded as general revenues. The State is not obligated to fund the note payments if the sales tax generated is not sufficient.

Tax Supported Debt Burden

In the determination of the debt burden of the State of Rhode Island, the rating agencies take into account all tax supported debts which are or could be a future liability of the state. Therefore, the definition of "tax supported debt" is more expansive than the strict "voter approved" general obligation category. In Rhode Island's case, the state has indirectly extended its credit to quasi-public agencies and authorities, such as the Rhode Island Convention Center Authority, through lease arrangements.

The amount of debt reflected is that which is defined by *Moody's Investors' Service* in their credit report as the debt outstanding that could potentially be a liability of the state. It, therefore, does not reflect offsets that will reduce the state's payments on these debts, such as debt service reserve funds, interest earnings, and other revenue that could reduce the state's liability. Rhode Island's net tax supported debt totaled \$1.8 billion as of June 30, 2009.

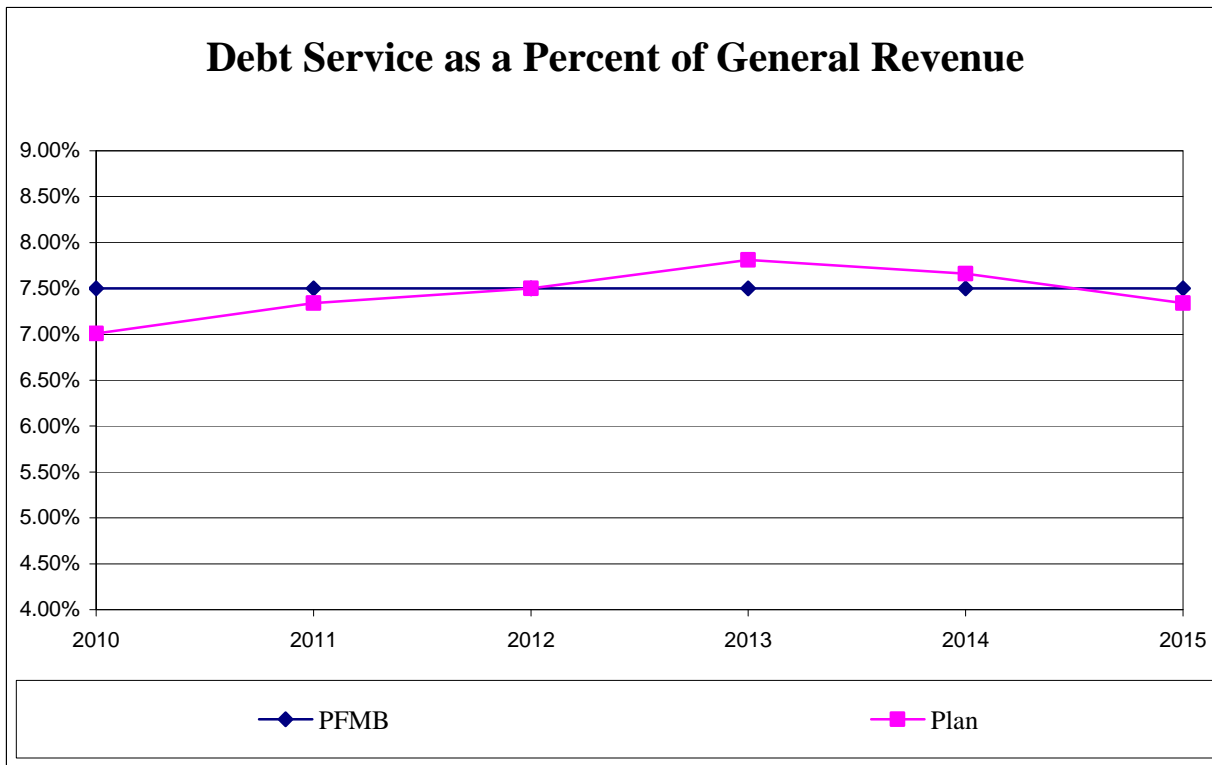
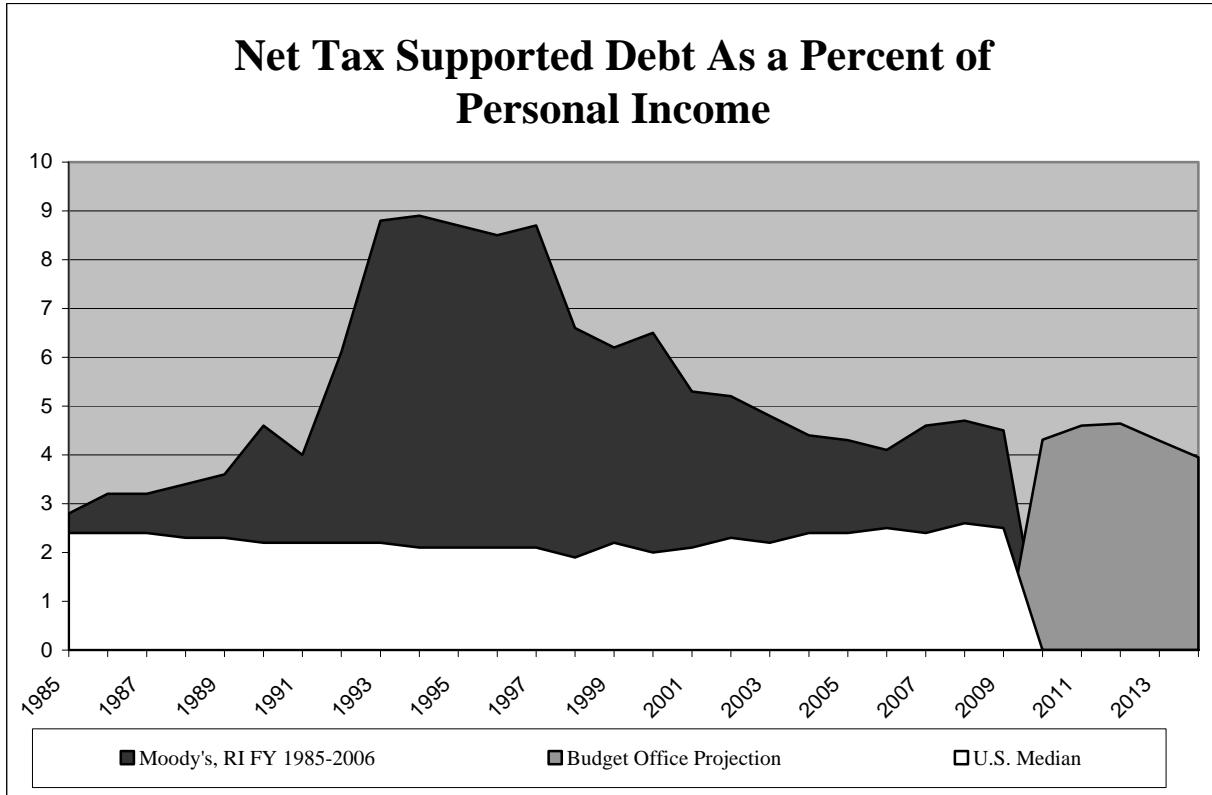
In evaluation of the state's credit, the rating agencies review the state's ability to repay the debt and all factors that could affect the issuer's ability, (i.e., economy, budgetary issues, management team, debt structure etc.).

One tool that can be used to measure a state's debt burden or conversely capacity to take on new debt is a "debt ratio." According to the 2009 "Moody's Medians", Rhode Island's net tax-supported debt as a percent of personal income of 4.5 percent in 2009 ranks twelfth in the nation. (Due to slight variations in calculation methods, and timing, the state's number varies from Moody's. Moody's medians for 2009 reflect net tax supported debt as of calendar 2007). The national median is 2.5 percent of net tax supported debt as a percent of personal income. The national mean is 3.1%. From FY 2004 to FY 2009, the national median remained relatively constant. Rhode Island's ratio decreased from 4.7 percent to 4.5 percent from 2008 to 2009, and

combined with the changes in other states, it resulted in a movement to the twelfth place from thirteenth place. In recent years, Rhode Island's relative position remained the same relative to other states after a period of nine straight years of improvement. This independent ranking, along with the affordability factor, has caused the Administration to reduce the amount of new debt that will be advanced for approval by the General Assembly. In 1996, Rhode Island ranked third. In 1984, Rhode Island ranked twenty-fifth in the nation with a ratio of 2.4 percent. The goal of this capital plan is to strive for continued improvement in the debt ratios.

The Governor's recommended capital budget will result in improvement in the state's ratio of debt as a percentage of personal income, which is expected to decline from 8.4 in FY 1994 to 4.31 percent at the end of FY 2010 to 3.65 percent in FY 2015. This reflects an increase in the ratio from last year's capital budget presentation due to forecasted slower growth in personal income, but an increase in debt outstanding due to the delayed issuance of \$356 million of Historic Tax Credit debt. The Rhode Island Public Finance Management Board recommended credit guideline indicates that this ratio should not exceed 6.0 percent. (See Public Finance Management Board Section of this document.)

Tax Supported Debt Burden



General Obligation Debt Authorization

The State of Rhode Island has \$269.3 million of authorized but unissued general obligation debt as of January 1, 2010. These authorizations have been approved by the voters at various referenda. Under the Constitution of Rhode Island, the General Assembly has no power to incur debts in excess of \$50,000 without consent of the people, except in the case of war, insurrection or invasion or to pledge the faith of the state to the payment of obligations of others without such consent. By judicial interpretation, the limitation stated above has been judged to include all debts of the state for which its full faith and credit are pledged, including general obligation bonds and notes, bonds and notes guaranteed by the state and debts or loans insured by agencies of the state such as the Industrial-Recreational Building Authority.

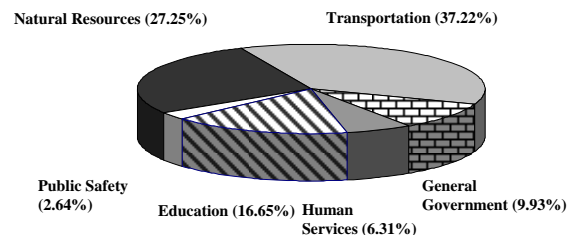
Since 1979, the voters have authorized \$2.520 billion of general obligation bonds. **Error! Bookmark not defined.** Of this authorization, 37.2 percent or \$938.4 million was for Transportation purposes; 27.2 percent or \$686.9 million was for Natural Resource purposes. Education reflected 16.6 percent of the total amount authorized. Of the total \$269.3 million of unissued debt, 35.0 percent or \$94.2 million remains unissued for Transportation purposes and 19.6 percent or \$52.9 million remains unissued for Education purposes. Natural Resource purposes have \$52.6 million of authorized but unissued debt or 19.5%.

Due to concern about the increasing level of authorized but unissued debt, the General Assembly enacted a sunset provision relating to general obligation bond authorizations. Chapter 438 of the Public Laws of 1988, which took effect on December 31, 1991, provides that any special act of the state that authorizes the issuance of general obligation bonds or notes of the state, which has a balance that remains unissued, and is seven (7) years or older is invalid as to that portion which remains unissued. Notwithstanding, the General Assembly may, by special act, extend any

authorization for a period of one (1) to five (5) years upon a petition of the Department of Administration. Such extension may be granted more than one (1) time. Upon a certification of the General Treasurer to the Governor as to debt authorizations described above and no longer extended, the authorization shall not be deemed or counted toward the authorized but unissued debt of the state. As of January 1, 2010, \$41.2 million of authorized debt has been extinguished or reallocated by law.

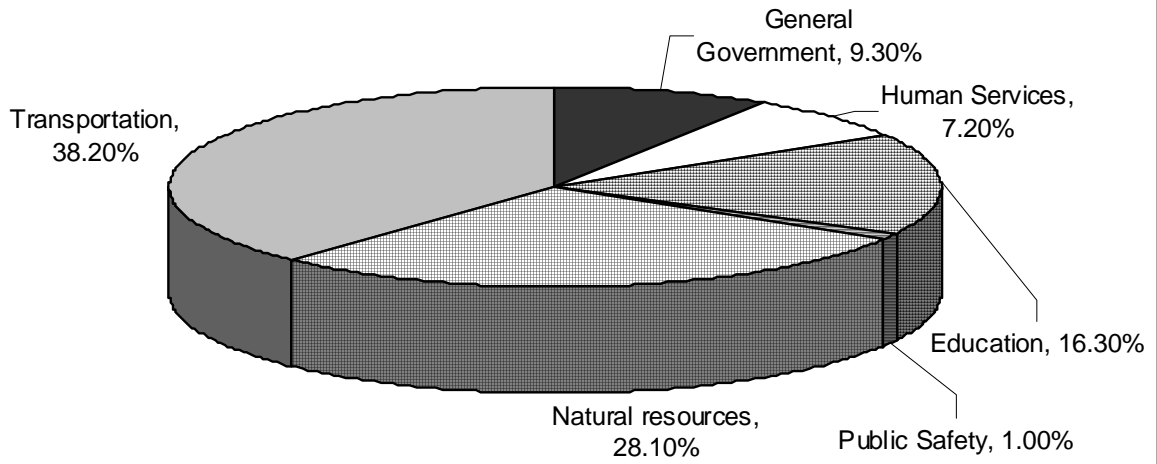
The graphs, which follow, exhibit a historical perspective of Rhode Island's debt by functional category. The graph below exhibits the amount of bond authorizations approved since 1979 for the various functions of state government. The top graph on the following page exhibits the amount of general obligation bonds issued (cash proceeds received) by functional category. Transportation and Natural Resource projects benefited by the highest percentage of bond proceeds, reflecting 38.0 percent of the total amount issued for Transportation and 29.0 percent for Natural Resources. Proceeds received for Transportation projects totaled \$803.1 million while Natural Resource projects received \$612.87 million. The graph on the bottom shows the amounts that remain authorized but unissued as of January 2010.

Debt Authorization FY 1979 – FY 2010

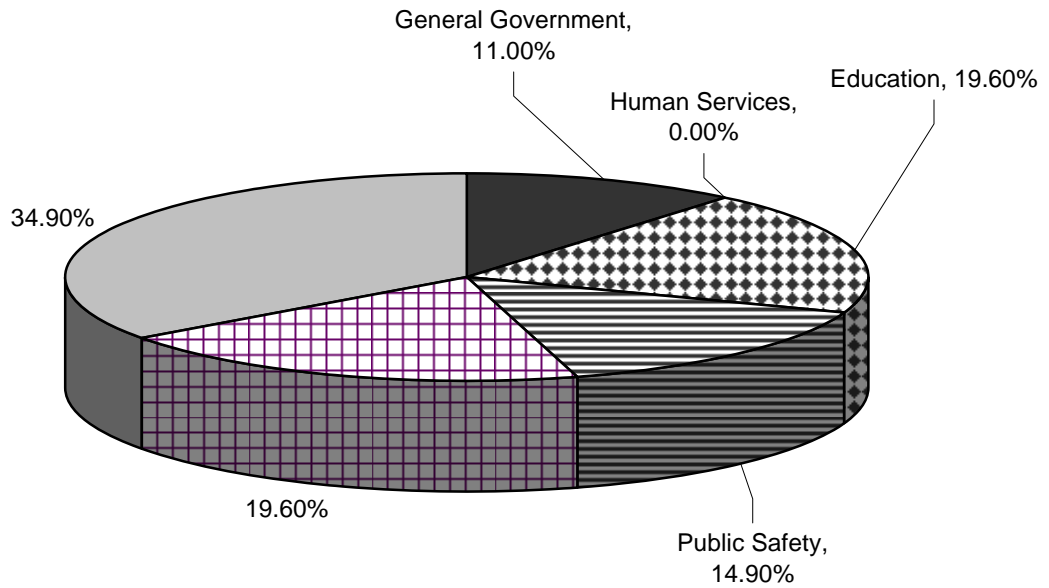


General Obligation Debt Authorization

Bonds Issued FY 1979 - FY 2010



Authorized but Unissued as of January, 2010



Debt Management Accomplishments

The State of Rhode Island has taken a proactive role in the prudent management of the State of Rhode Island's debt. The state has emphasized the need to restrict the extension of Rhode Island's credit to only those economic development projects that yield economic benefits. Examples of this performance-based credit policy are the Fidelity and Fleet transactions, which yielded a significant number of new jobs. The Providence Place Mall transaction, which provides performance-based financial support for a tremendous economic development project is yet another example of the administration's proactive role. The state's obligation to make payments is contingent upon the achievement of specific new job creation targets or on the generation of sales tax revenues.

The state traditionally provides financing for its capital program by issuing general obligation bonds in the summer or early fall. This timing allows financing for projects contained in the annual Capital Budget to be available at the beginning of the fiscal year. The state, represented by a team consisting of the state's financial advisor, the Office of the General Treasurer, the Budget Office, and the state's underwriters, also continually monitors the market for refunding opportunities, which would allow Rhode Island to refinance outstanding debt at lower interest rates. The Administration has adopted a standard practice, which calls for 3.0 percent present value savings to determine if an economic refunding makes sense. Since the number of times tax-exempt debt can be refunded is limited by the Tax Reform Act of 1986, Rhode Island should refund bonds prudently.

The Administration and the Office of the General Treasurer continue to monitor the interest rate environment and watch for opportunities to refund general obligation bonds due to the low interest rate environment. Rhode Island benefited from low interest rates from the summer of 1997 to the fall of 1998, and later in February 2001, December 2002, February 2004,

September 2006, and December 2007, when it seized the opportunity to refund and restructure some of its debt. The state received competitive bids on its current funding ("new money") bond issue on June 12, 1997, priced a general obligation refunding on June 19, 1997, refinanced the Economic Development Corporation's debt on the Shepard's building on August 7, 1997, restructured the bonds issued by the former Public Buildings Authority in April 1998 and May 2003, refunded general obligation bonds in September 1998, February 2001, December 2002, February 2004, and September 2006, and converted certain variable rate debt to fixed rate. Each of these transactions is discussed below, as well as other transactions related to the state's net tax supported debt. Net tax supported debt includes all debts supported by state appropriations.

Blended Yield General Obligation Refunding

In June and July of 1998, Rhode Island issued \$75.775 million of general obligation bonds and \$35.990 million of general obligation refunding bonds. This new money issue provided funds for the capital projects funded in FY 1999, and was issued at a true interest cost of 5.18 percent. By combining the new money and the refunding issues into a single common plan of finance, which is allowable under IRS regulations, the state was able to increase the savings achieved by the refunding. The refunding bonds were issued at a true interest cost of 4.81 percent, while the bonds refunded bore an average rate of 6.2 percent. This resulted in cash flow savings of \$2.5 million, or \$1.0 million in present value terms. In February 2004, the State executed a similar transaction, combining \$79.7 million of new money bonds with \$65 million of refunding bonds. This resulted in \$2.95 million in present value savings.

Debt Management Accomplishments

Refunding of Certificates of Participation

In December 2007, the State refunded \$60.435 million of debt by issuing \$59.185 million of new debt at lower rates. The average coupon of the bonds refunded was 5.21%. The average coupon of the refunding debt was 4.60%. The projects affected included the Center General (DLT) Building, the Attorney General's Building, the Shepard's Building and Central Power Plant. The total net present value savings achieved by this refunding was \$2,428,827, or 4.01 % of bonds refunded.

Refunding and Conversion of Variable rate Debt

In September 1998, Rhode Island issued \$82.7 million of refunding bonds, which yielded \$3.1 million of cash flow savings and \$2.4 million of present value savings.

In February 2001, Rhode Island issued \$55.9 million of refunding bonds at a rate of 4.57 percent, which yielded \$2.4 million of cash flow savings. The present value savings over prior issues, which had sold at rates from 5.0 to 5.75 percent, was 3.18 percent of the amount refunded. At that time, it also converted two series of variable rate debt sold in 1998 and 1999 and outstanding in the amount of \$63,005,000 to fixed rate debt achieving a fixed rate of 4.5 percent.

Refunding of EDC Shepard's Building Lease Financing

In August 1997, Rhode Island refunded debt originally issued by the Economic Development Corporation in 1994 to finance the acquisition of and renovations to the Shepard's Building to provide office space and educational facilities. The debt was originally issued in the amount of \$34.070 million over thirty years. The state refunded this debt through the issuance of certificates of participation, achieving savings due to lower interest rates and shortening the amortization schedule to twenty years. The

payments for the issue were structured to offset the cash flow savings generated by the general obligation refunding in years two through five, then graduated payments increasing less than 1 percent per year, thereafter. Since the amortization was shortened, the savings are achieved in the final eight years of the original thirty-year lease revenue bond. The structure of this \$34.805 million refinancing will result in \$10.6 million of cash savings. This translates into present value savings of \$1.6 million.

As can be seen above, the state was able to achieve significant debt service savings by refunding and restructuring its obligations through an integrated plan affecting both general obligation debt and appropriation backed debt.

Quasi Public Agency and Authority Obligations

Although created as independent authorities, certain financial obligations of quasi-public agencies and authorities are ultimately the obligations of the State of Rhode Island. This is often through leases or moral commitments that are subject to annual appropriation. Therefore, the prudent and sound administration of the state's debt and its financial obligations is dependent upon close scrutiny of these quasi-public agencies. During FY 1997, the Administration took a proactive role in decisions made by these agencies that resulted in a positive impact on the state budget and ultimately the taxpayers.

The actions discussed below exemplify the importance of an influential role of the executive branch on the actions of quasi-public agencies.

Convention Center Authority

In the FY 1998 Budget, the Administration proposed that the lease payment to the Convention Center Authority could be reduced by \$9.2 million if the Legislature approved proposed statutory changes. The Administration proposed a change that would allow the

Debt Management Accomplishments

authority to restructure its operating and debt service reserve funds by replacing cash and a letter of credit with a surety policy. The Legislature approved this statutory change in the FY 1998 enacted budget, and the authority executed a transaction in the spring of 1998. The transaction actually yielded \$3.2 million more than anticipated.

In November 2001, the Convention Center Authority refinanced the 1993 Series A bonds outstanding in the amount of \$91,885,000 by issuing a synthetic fixed rate obligation. The Authority issued variable rate debt and simultaneously entered into a swap which essentially yield a fixed rate for the Authority. The coupon rate on the swap is 3.924%; the “all-in” rate, which takes into account all ongoing costs, is 4.25%. The coupon on the old debt was 5.71%. The total present value savings are \$8.4 million, over 8% of the bonds refunded.

During June 2003, the Authority issued \$58,285,000 of 2003 Series A Refunding Revenue Bonds, resulting in net present value savings of more than \$4,093,000 or 6.64% of the par amount refunded. The \$58,285,000 refunding bonds were insured by FSA and sold at an overall interest cost of 4.3% which compares to 5% on the prior debt. The refunding bonds will be due May 15, 2016 – 2020, as were the prior bonds. The Authority will realize debt service savings in each fiscal year, beginning with 2004.

In May 2005, the Convention Authority defeased \$90.085 million bonds as a result of the sale of the Westin Hotel and issued permanent financing in 2006 to finance the acquisition and improvements to the Dunkin Donuts Civic Center facilities.

Rhode Island Public Buildings/ Rhode Island Refunding Bond Authority

In the 1997 legislative session, the Administration worked with the Legislature to transfer all the responsibilities and financial

obligations of the Rhode Island Public Buildings Authority to the Rhode Island Refunding Bond Authority. In doing so, over time the state will save a good portion of the annual appropriation that was made to the inactive Public Buildings Authority, and will benefit by the streamlining of its debt issuing authorities.

In January 1998, the newly consolidated Rhode Island Refunding Bond Authority began investigating the feasibility of refunding certain obligations of the former Public Buildings Authority in order to improve both the state’s outstanding debt position and achieve debt service savings over the life of the bonds. The Capital Budget presentation reflects a transaction executed in April 1998 that resulted in savings of \$1.5 million and shortened the life of the bonds from 2011 to 2010.

In May 2003 the Authority issued \$67,625,000 State Public Projects Revenue Bonds, Series 2003 A dated April 1, 2003 to refund the outstanding principal totaling \$84,910,000 of State Public Projects Revenue Bonds, 1993 Series A originally issued by the Rhode Island Public Buildings Authority. By executing this transaction using debt liberated service reserve funds of \$15,188,000, the State achieved net present value savings of \$5.8 million.

Rhode Island Turnpike and Bridge Authority Defeasance

In August 1997, the RI Turnpike and Bridge Authority issued \$42,985,000 of refunding revenue bonds that defeased four series of bonds outstanding in the amount of \$41,355,000, of which \$31.0 million was guaranteed by the state:

1965 Series A	\$6,480,000
1965 Series B	\$3,875,000
Series 1965 (Guaranteed)	\$17,500,000
Series 1967 (Guaranteed)	\$13,500,000
Total	\$41,355,000

By issuing new bonds under a new modernized Revenue Bond Resolution, the Turnpike and

Debt Management Accomplishments

Bridge Authority escrowed sufficient funds to satisfy the refunded bonds thereby releasing the state from its guarantee of \$31.0 million of debt. This transaction resulted in a slight present value loss of \$377,592, or .9 percent, but the future benefits include:

- 1) Increased flexibility for the authority with respect to more modern financing techniques;
- 2) Increased flexibility for the authority to finance integral transportation support systems providing access to the bridges; the transaction freed up \$10.0 million in FY 1998, which the authority will use to finance improvements to related transportation infrastructure (feeder roads);
- 3) Increased flexibility for the authority with respect to revenue generation from tolls;
- 4) Releasing the state from its guarantee to pay principal and interest on the bonds in the event toll revenues were insufficient. (While there is some intrinsic value to the state due to the Rhode Island Turnpike and Bridge Authority bonds no longer being guaranteed, the rating agencies had not considered this debt as "tax supported debt" since the authority had proven its ability to service the debt.)

DEPCO Defeasance

Since 1998, the Depositors Economic Protection Corporation (DEPCO) has retained all of the excess dedicated sales tax and received funds from settlements and legal proceedings, which it has used to prepay a significant amount of debt. In September 1997, DEPCO announced that the corporation would receive \$103.0 million from a legal settlement with Ernst & Young, which, after expenses, would result in \$89 million of net proceeds to be used for debt reduction. This settlement, combined with cash on hand at the time, resulted in the defeasance of \$107.8 million of outstanding bonds in December 1997. This resulted in interest cost savings of approximately \$109.0 million over the life of the

debt. Additional prepayments have occurred with relative savings. The defeasance, made possible from settlement funds and excess sales taxes allowed DEPCO to repay all bonds in FY 2001 (8/1/2000), twenty two years sooner than the original pay down schedule.

General Obligation Bond Defeasance

In June 2000, the State of Rhode Island defeased \$4,415,000 of the 1992 refunding general obligation bonds which were to mature in 2007. The defeasance was funded by proceeds in the Sinking Fund and savings will total \$1.9 million, or \$275,938 per year. However, only \$83,462 of these savings was general revenue savings and \$192,476 were gas tax savings.

General Obligation Variable Rate Debt Program

During the 1997 Legislative session, the General Assembly enacted legislation, proposed by the General Treasurer, which would allow Rhode Island to issue general obligation bonds in a variable rate mode. In July 1998, the Budget Office participated in interviews and the selection of an underwriter for the state's first issuance of variable rate debt. The ultimate statewide variable rate exposure depends upon the development of a debt policy focused on asset/liability matching, as well as the savings potentially generated by low interest rates, and an internal policy to limit variable rate exposure to no more than ten percent of total debt. To date, \$36.5 million of variable rate debt was issued in June 1998, \$32.390 in September 1999, and \$31.365 million in July 2000. The Administration and the Office of the General Treasurer monitor the interest rate environment and transitioned the 1998 and 1999 series of the variable rate debt into a fixed rate mode in February 2001 due to lower long term fixed rates. This will provide future capacity for the variable rate debt as conditions change. An average interest rate of 4.0 percent is assumed in the budget for variable rate debt.

Debt Management Accomplishments

Transportation Debt Service

In conjunction with the issuance of variable rate debt for the Department of Transportation, the Administration will structure the repayment of this debt such that the spikes in the Department's projected debt service will be leveled off. The recommended structure, including the cost savings variable rate mode and the carefully developed amortization schedule, will serve to provide a greater sense of stability to the Department of Transportation's budget.

State Lease Program

After review of existing practices and processing requirements with respect to vendor leasing, in September 1999 Rhode Island issued a request for proposals to secure a leasing relationship with a financial institution. The purpose of this engagement was to ensure that the State was obtaining the lowest cost of financing on lease purchases and to streamline the process. Financing was provided at twenty basis points above a prevailing market scale. The state solicited competitive bids for the issuance in FY 2005 FY 2006 and the rates obtained were market rates on the date of the sale.

Vehicle Revolving Loan Fund

In 2008, the State established a revolving loan fund with a portion of the proceeds from the 2007 Tobacco Securitization in order to avoid future debt issuance for vehicle purchases. The \$6.0 million revolving loan fund will allow acquisitions to be made without borrowing in the capital markets.

Tobacco Securitization Proceeds to be used for Capital Projects

In June 2007, the State received proceeds of \$195 million from the securitization of Tobacco Master Settlement revenues. Of this amount \$22.150 million was allocated for capital projects which might otherwise be funded from

debt issuance. This includes \$7,070,000 for State Police Towers, and \$8,975,000 for the Information Technology projects, and \$6,105,000 for other capital projects. These funds are to be deposited and spent from the RI Capital Fund.

Debt Defeasance

Utilizing Proceeds from Securitization of Tobacco Master Settlement Revenues

In June 2002, the Tobacco Settlement Financing Corporation (TSFC) was created for the purpose of securitization of the state's future revenues due under the Master Settlement Agreement entered into by the Attorney General in November 1998 relating to tobacco. The Corporation issued \$685,390,000 of bonds to finance the acquisition of one hundred percent of the "state's tobacco receipts". The net proceeds of the sale, after funding the cost of issuance, capitalized interest, and the debt service reserve account, totaled \$544.2 million. The state utilized \$295.3 million in June 2002 to defease \$247.6 million of outstanding general obligation and certificate of participation debt (or \$295.5 million reflecting the accreted value of capital appreciation bonds), and the remaining \$248.9 million was made available for operating budget expenditures in FY 2002 – FY 2004.

The debt defeasance resulted in debt service savings of \$51.6 million in FY 2003 and total savings through FY 2012 of \$343.5 million. Because the defeased debt is funded by an escrow established with the cash from the securitization, those bonds are no longer considered a debt of the state. Additionally, since the bonds issued by the Tobacco Settlement Financing Corporation are secured solely by pledged tobacco revenues, the TSFC bonds are not a debt of the state. The impact of this transaction was to reduce the state's outstanding debt, thereby improving its debt ratios. The state has shifted the risk of non-collection of master settlement revenues to the holders of the TSFC bonds. It should be noted that since this June 2002 transaction, there have

Debt Management Accomplishments

been many large issues executed by other states. Some states who have not yet issued are considering a state guarantee or moral obligation in order to make the bonds more appealing to bond purchasers. The State of Rhode Island did not provide such a pledge when it securitized its rights to receive the tobacco master settlement revenues. In June 2007, the State received proceeds of \$195 million from the residual Master Settlement revenues, and \$22.150 million was allocated for capital projects as described above.

Debt Reduction

The Governor's recommended FY 2011 Capital and Operating Budgets still reflects savings from the debt reduction during FY 2002 using resources from the proceeds of Tobacco Securitization Bonds to defease \$247.6 million of debt (\$295.5 million reflecting the accreted value of capital appreciation bonds). This defeasance of outstanding general obligation debt and certificates of participation using the proceeds of bonds which are not considered state debt, resulted in a significant reduction in Rhode Island's net tax supported debt position. The use of these accelerated Tobacco Settlement resources accelerated the trend of reducing net tax supported debt beyond that which had been displayed in previous Capital Budgets. It also resulted in \$29.1 million of debt service savings in FY 2010, providing significant budget relief.

The Schedule below displays the enacted estimate of general revenue savings and the actual savings by source of funds:

Budgetary Savings from Defeasance

	<u>Actual</u> <u>General</u> <u>Revenue</u>	<u>Actual</u> <u>Other</u> <u>Funds</u>	<u>Actual</u> <u>Total</u>
FY 2003	37.1	14.5	51.6
FY 2004	34.3	12.8	47.1
FY 2005	28.2	12.1	40.3
FY 2006	28.3	11.0	39.3
FY 2007	25.6	7.7	33.3
FY 2008	26.3	14.4	40.7
FY 2009	20.7	14.1	34.8
FY 2010	17.1	12.0	29.1
FY 2011	8.8	11.3	20.1
FY 2012	5.3	1.7	7.0

*See Appendix D for additional information concerning components of other funds (DOT, RIPTA, Narragansett Bay Commission).

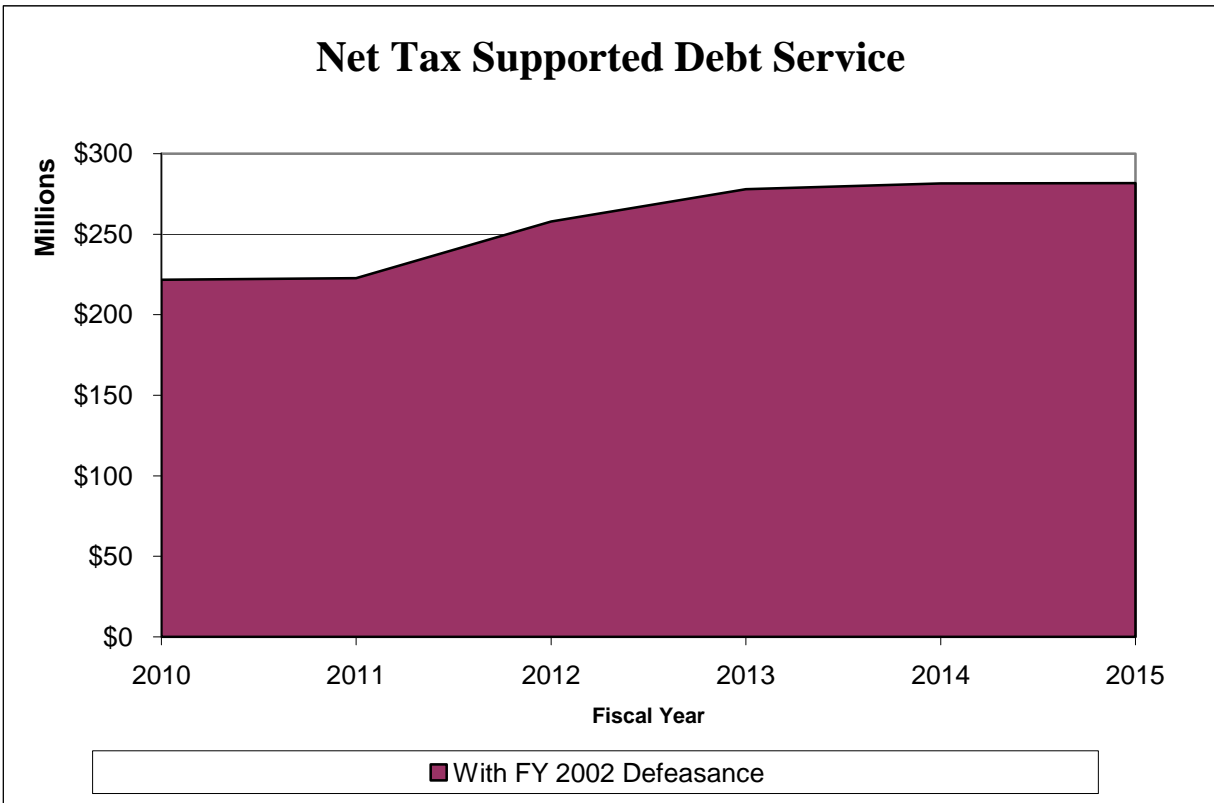
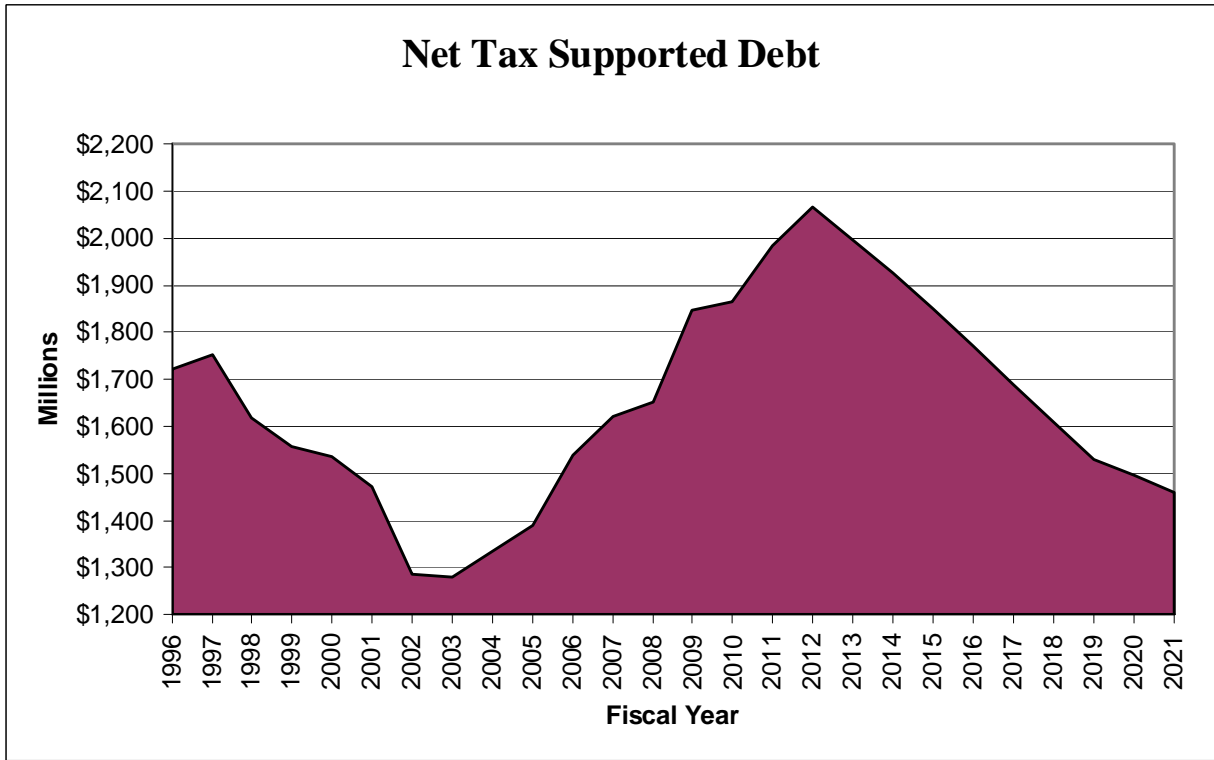
The reduction in state debt of \$247.6 million at the end of FY 2002 resulted in significant improvement in our debt position compared to that which would result without use of proceeds from Tobacco Securitization for defeasance. As

shown below, Rhode Island's net tax supported debt position was \$1.287 billion at the end of FY 2004. Without this defeasance, it would have been \$1.531 billion.

Sinking Fund Proceeds Used to Defeas State Debt

During the 1998 legislative session, the Sinking Fund Commission was reconstituted and given the responsibility of overseeing a program of debt reduction that would be the result of the increased allocation of current revenues to defease or prepay debt. In FY 1999 and FY 2000, \$4.0 million and \$.86 million, respectively, of general revenue appropriations were enacted by the General Assembly for such purpose. Additionally, in FY 2000, \$7.9 million of bond interest earnings, fund earnings and other transfers were deposited in the fund. In FY 2000 the Sinking Fund authorized \$5.8 million in expenditures to cover a portion of the Alpha Beta debt. Sinking funds were used, along with reserve funds and proceeds from the sale of the building, to satisfy the debt. Receivership assets reimbursed a portion of this expenditure, resulting in a net payment of \$5.6 million. In June 2000, the State of Rhode Island defeased \$4,415,000 of the 1992 refunding general obligation bonds which were to mature in 2007. The cost of the defeasance was \$4.5 million. The defeasance was funded by proceeds in the Sinking Fund and savings will total \$1.9 million, or \$275,938 per year until 2007. Of the total annual savings, \$83,462 of these savings were general revenue savings and \$192,476 were gas tax savings.

Debt Reduction



Public Finance Management Board Debt Study

As required by law, the Public Finance Management Board releases an annual report on Rhode Island debt. First issued in December 1998, this comprehensive report was prepared by the staff of the General Treasurer's Office. The study provided a historical perspective of the State of Rhode Island's tax supported and other debt, and recommended certain credit guidelines to monitor state debt. The board adopted several guidelines, which were later amended in March 2000 to the following:

Credit Guideline 1:

Tax Supported Debt should not exceed 5.0 to 6.0 percent of personal income, and annual debt service for Tax Supported Debt should not exceed 7.5 percent of state general revenues.

Explanation: Tax Supported Debt is a state's core debt. General revenues and taxes secure this debt. The credit rating of the largest component of Tax Supported Debt, general obligation bonds, is the benchmark for the credit rating for several other state debt issuers. The recommended limits on the total amount and the burden on the state's budget are based on a combination of factors including historical trends in Rhode Island and ratios of peer states.

Credit Guideline 2:

The Board should monitor the total amount of Tax Supported Debt, State Supported Revenue Debt, and Agency Revenue Debt in relation to Rhode Island's personal income levels.

Explanation: These three types of debt are directly payable from or represent a contingent obligation/relationship on the state's financial resources. Overall levels should be monitored so that trends in the total amount and the relative levels of each are understood.

Credit Guideline 3:

If a Guideline is exceeded due to economic or financial circumstances or if the Governor and the Legislature determine that extraordinary infrastructure needs exist, the Board should request that the Governor and the Legislature

recommend a plan to return debt levels to the Guideline within 5 years.

Explanation: The Credit Guidelines may be exceeded temporarily under certain extraordinary conditions. If exceeded, the state should take steps to return debt levels to recommended levels within a manageable period of time.

The Capital Budget presents these guidelines and the projected debt ratios resulting from the Governor's recommended Capital Budget. As can be seen in the section entitled "Tax Supported Debt Burden", the recommended Capital Budget projects a ratio of debt to personal income which is well within the recommended 5.0 to 6.0 percent guideline, decreasing from 8.4 percent in FY 1994 to 3.65 percent in FY 2015. The projected ratio of debt service to general revenues exceeds the recommended guideline of 7.5 percent in FY 2013 and FY 2014. It is projected to range between 7.01 percent and 7.81 percent over the five year planning horizon. This is due to two factors. The state's general revenue receipts have dropped significantly over the last two years, and the out-year forecast reflects a long, slow recovery. Also, the debt service is increased due to the inclusions of \$356 million of issuance for the Historic Tax Credit Program over the five-year planning horizon. The Administration will continue to take such actions that will reduce debt service obligations, such as refundings and the implementation of a prudent variable rate program, and will closely monitor the growth of debt service expenditures.

Section 3 – Executive Summary of Agency Recommendations

General Government

**Department of Administration
Rhode Island Quonset Development Corporation
Department of Labor and Training
Department of Revenue
Public Utilities Commission**

Department of Administration

Agency Responsibilities

Executive Order 04-04 created two new programs within the Department of Administration, the Division of Facilities Management and the Division of Capital Projects and Property Management. At least one of these new programs will be involved in most projects funded in this capital budget, either in a direct oversight or advisory capacity. Those capital projects listed under the Department of Administration in this year's capital budget document are those for which the Department is either directly responsible or those that benefit several departments or agencies. Projects such as the State Police Headquarters project, although being managed by the Division of Capital Projects, are shown under the respective agency directly benefiting from the project.

Facilities Maintenance – Executive Order 04-04 stated that the new Division of Facilities Maintenance “will perform coordinated facilities management for state departments and agencies, including, but not limited to: operation, maintenance and repair of buildings, grounds, central HVAC, power plants and other facilities. The Division may contract or delegate such services as it deems appropriate.” The capital improvement program for the Department of Administration as presented in this year's capital budget document is primarily directed towards the repair and rehabilitation of those buildings that have been under the direct jurisdiction of the department for many years. These facilities include the State House, the William Powers Building (Department of Administration), the Cannon Building (Department of Health), the State Office Building (Department of Transportation), and various other structures. This program has also assumed responsibility for most of the facilities at the Pastore Center, Zambarano Campus, and the Veteran's Home.

Capital Projects – Executive Order 04-04 established the new Division of Capital Projects and Property Management and provided this new division with the responsibility for “the

planning, design and construction of new state facilities and the major renovation of existing buildings.” In this capacity, this new program will be directly involved in most major construction projects undertaken by the various Executive Branch agencies and will lend assistance to other agencies as requested. As stated above, those construction projects that have been included in the capital improvement plan in prior years are still displayed in this year's document under the agencies with primary responsibility for the project. However, the new program of Capital Projects has begun to take a direct role in the execution of many of these projects, to include the Youth Training School facility and the new State Police Headquarters.

Land Use Planning – The Comprehensive Planning and Land Use Act of 1988 requires all Rhode Island cities and towns to submit comprehensive land use plans to the State for their communities. This act also provides for a program of technical and financial assistance for municipalities to encourage and facilitate the adoption and implementation of comprehensive planning throughout Rhode Island. The financial assistance portion of this program was financed with \$2.5 million in bond proceeds authorized by Chapter 552 of Public Law 1989. The Department of Administration is responsible for disbursing this funding to cities and towns in order to compensate them for their participation in the compilation of the Comprehensive State Land Use Plan.

Affordable Housing – The Office of Housing and Community Development within the Department of Administration oversees the Affordable Housing program. This program is responsible for encouraging and supporting the development of affordable housing throughout Rhode Island. Financial assistance is provided to developers to encourage the construction of affordable housing units and also to low-income families to assist them in obtaining suitable housing. Two funding sources are available for this program, including the Neighborhood

Department of Administration

Opportunities Program, which has been funded by the State in various ways since FY 2000, and the Affordable Housing bond authorized by the voters in November 2006.

Governor's Recommendations

Facilities Maintenance

State House Renovations – The Governor recommends \$18.9 million from the Rhode Island Capital Plan Fund for renovations and rehabilitation of the Rhode Island State House. The primary project is the replacement of the existing heating system as well as the installation of centralized air conditioning. The heating system is over 100 years old and extremely deteriorated. Heating pipes located inside the walls have begun to rot and corrode. These leaking pipes are damaging the plaster walls and ceilings, requiring extensive repairs. The heat is uneven throughout the building and very difficult to control. The HVAC system has been designed and cost estimates are being obtained. The fire alarm system has been upgraded. The windows have been refurbished and the main entrance doors underwent a reverse door swing on the south side. For FY 2010, the plan includes restoring the south plaza marble, sealing and restoring of two skylights, parking lot restoration and enhancement, and sprinkler/fire code upgrades in the basement. The Governor recommends \$2.0 million in FY 2010, \$1.8 million in FY 2011, \$2.0 million in FY 2012, \$3.0 million in FY 2013, and \$9.0 million in FY 2014. Pre-FY 2010 expenditures total \$1.0 million.

Pastore Center / Zambarano Repairs and Rehabilitation

Pastore Center Building Demolition – The Governor recommends \$13.0 million from the Rhode Island Capital Plan Fund for the demolition of several buildings at the Pastore Center. These funds will be used for the complete removal of Building A (Bldg. 65) and Building D (Bldg. 77). The department will

then install landscaping and some additional parking. The A Building was constructed in 1912 and has been vacant since 1985. The D Building has been vacant for approximately 15-20 years. There is serious long-term water damage to the wood floors and the structural framing has completely disintegrated in some areas. The steel columns in the basement are heavily corroded and suspect. It is imperative that these buildings are removed before a serious accident occurs. The Governor recommends \$1.5 million in each of FY 2011 and FY 2012, and \$5.0 million in each of FY 2014 and FY 2015.

Pastore Center / Zambarano Energy Conservation (ESCO) – The Governor recommends \$53.1 million from Certificates of Participation for the performance contracting program for the Pastore Center complex and Zambarano sites. This will include boiler and chiller replacements, lighting upgrades with controls, energy management system improvements, and building envelope and water conservation initiatives. This project requires an outside vendor to conduct a study on state owned properties, make recommendations to decrease energy resources, and implement these changes to save energy and operating funds in the future. If the project works effectively, the operating funds that would be saved each year by using less energy will cover the debt service expenditures each year for the life of this project. The Governor recommends \$20.0 million in each of FY 2010 and FY 2011, and \$13.1 million in FY 2012.

Pastore Center Fire Code Compliance – The Governor recommends \$3.5 from the Rhode Island Capital Plan Fund for fire code compliance upgrades at the Pastore Center. The upgrades include the installation and / or upgrade of fire alarms and sprinkler systems to comply with the State's new Fire / Life Safety Code, which went into effect in February 2004. As the State Fire Marshal identifies deficiencies at the complex, engineering and construction will be implemented to remedy the problems.

Department of Administration

The Governor recommends \$776,299 in FY 2010, \$500,000 in each of FY 2011 through FY 2014. Pre-FY 2010 expenditures total \$746,671.

Pastore Center Rehabilitation, DOA Portion – The Governor recommends a total of \$6.6 million from the Rhode Island Capital Plan Fund for the renovation and rehabilitation of buildings at the Pastore Center. This project includes the major maintenance and capital repairs for these buildings which are now under the responsibility of the Division of Facilities Management. These buildings comprise about 406,000 square footage of floor space and house a variety of state agencies. Various code and structural deficiencies will be addressed. The Governor recommends \$1.0 million in each of FY 2010 through FY 2012, and \$1.6 million in each of FY 2013 and 2014. Pre-FY 2010 expenditures total \$358,142.

Pastore Power Plant Rehabilitation – The Governor recommends \$3.4 million in FY 2010, comprised of \$1.0 million from the Rhode Island Capital Plan Fund and \$2.4 million in Certificates of Participation, to continue work on the Pastore Center Power Plant. The Pastore Center has a Central Power Plant with the capability to co-generate electricity. A renovation project to expand the building and add two new gas turbine generators and the 200,000 pounds per hour of steam production capability has been completed. In addition to the new construction, the project included removal of three underground storage tanks and remediation of an estimated 6,000 tons of contaminated soil. Financing will be used for the overhaul and replacement of boiler No. 7. Every other major piece of equipment is either new or has just been completely overhauled. However, this boiler is 50 years old. The campus needs a new black start generator. Pre-FY 2010 expenditures total \$1.6 million in RICAP funds and \$33.0 million in COPS funding.

Pastore Center Utilities Upgrade – The Governor recommends a total of \$10.0 million

from the Rhode Island Capital Plan Fund for upgrades to the utility infrastructure at the Pastore Center. This project includes repairs and improvements to steam and electric distribution systems at the Pastore Center. The repair or replacement of steam lines is economically justified because it reduces the energy lost through steam leaks and conduction where there is no insulation. The existing system cannot support the new Rhode Island Training School, the Department of Corrections Re-Integration Center, and other future construction projects. This project will also reduce the risks of electrical blackouts to critical state operations. In recent years, three electrical fires in the underground distribution system have disrupted service to major parts of the campus for an aggregate of eleven days. During these outages, the prison, the hospital and the Department of Children, Youth, and Families were dependent on their emergency generators. The Governor recommends \$800,000 in FY 2010, \$1.0 million in FY 2011, \$1.5 million in FY 2012, and \$2.0 million in each of FY 2013 and FY 2014. Pre-FY 2010 expenditures total \$2.7 million.

Pastore Center Renovations / Relocations – The Governor recommends \$1.0 million from the Rhode Island Capital Plan Fund for Pastore Center renovations and relocations. The Registry of Motor Vehicles is proposed to move from leased property in Pawtucket to the Forand Building at the Pastore Center. To accommodate this, personnel of the Department of Human Services need to be relocated from the Forand Building so that the necessary renovations can begin on the building. The project requires the movement of 370 people and multiple agencies throughout the Pastore Center, as well as renovations on various buildings to accommodate staff. The Governor recommends \$950,532 in FY 2010 to complete the project. Pre-FY 2010 expenditures total \$49,468.

Pastore Center Utility Systems Water Tanks and Pipes – The Governor recommends \$3.4

Department of Administration

million from the Rhode Island Capital Plan Fund to upgrade the water tanks and pipes at the Pastore Center. The purpose of this project is to identify and address deficiencies with respect to water supply and distribution. An engineering analysis, using a computerized Hydraulic Model, was done in 1997. The analysis indicated that 80 out of 99 fire hydrants on campus could not supply sufficient water for fire fighting. The study recommended capital improvements to correct these conditions. The Governor recommends \$517,608 in FY 2010, \$620,000 in FY 2011, \$650,000 in FY 2012, and \$500,000 in FY 2013. Pre-FY 2010 expenditures total \$1.1 million.

Pastore Center Parking – The Governor recommends \$1.2 million from the Rhode Island Capital Plan Fund to improve the existing parking and add a new lot to the Pastore Center. Many state employees and visitors use the Pastore Center every day. The existing lots are unsafe and in disrepair. There is also a lack of parking at the campus causing people to park illegally and dangerously. The Governor recommends \$225,000 in FY 2011 and \$1.0 million in FY 2012.

Traffic Improvements Howard Avenue – The Governor recommends \$186,000 from Federal Highway Funds in FY 2011 through the Department of Transportation for development of plans for improvements to Howard Avenue, which is the main thoroughfare at the Pastore Center in Cranston. This project is under the Department of Administration for display purposes to avoid double counting of budgeted funds since this project is funded by federal funds in the Highway Improvement Program within the Department of Transportation. In order to accommodate increases in traffic flow due to new construction and major renovation projects (i.e. Training School, Traffic Tribunal, and others), the road will need to be improved to include roadway resurfacing, ADA compliant sidewalks and crosswalks, bus pull outs and other features. The DOT has

subcontracted with the Division of Capital Projects to undertake the planning necessary for this project. Upon completion of the plans, the DOT will take over the project and complete the work utilizing funding earmarked in the Highway Improvement Program.

Other State Facilities Repairs and Rehabilitation

Fire Code Compliance, State Buildings – The Governor recommends \$3.7 million from the Rhode Island Capital Plan Fund for fire code compliance improvements at state buildings. The State of Rhode Island substantially revised fire code laws and regulations during 2004. These changes will require substantial renovations and improvements to various state facilities in the next few years. The State Fire Marshal inspected many state buildings during FY 2004 and FY 2005 and provided reports to the State on the outcomes of these inspections. With this inspection data, the Division of Facilities Maintenance utilized funding available in FY 2006 to develop architectural and engineering plans for bringing any non-compliant facilities up to code. Actual construction and renovation work began in FY 2007. The Governor recommends \$844,348 in FY 2010, \$450,000 in FY 2011, and \$500,000 in each of FY 2012 through FY 2015. Pre-FY 2010 expenditures total \$405,652.

Adolph Meyer Building Renovations – The Governor recommends \$6.6 million to renovate the Adolph Meyer Building at the Pastore Center. In an ongoing effort to reduce statewide lease costs, this building has been identified as a candidate to renovate which will allow state agencies to relocate here from leased space. In addition, the building will be utilized as the new location of the girl's training school.

Note: this project is reflected under the Department of Children, Youth, and Families in the Capital Budget because this is the agency directly benefiting from this project. However, the project is contained under the Department of Administration in the Budget document and the

Department of Administration

FY 2011 Appropriations Act because the Division of Capital Projects and Property Management will be responsible for managing this project.

Cannon Building – The Governor recommends a total of \$2.0 million from the Rhode Island Capital Plan Fund for the Cannon Building where the Department of Health is located. This building was built in 1967. Normal wear and tear, increased electrical demand with the advent of computers and other office equipment, and improvements in HVAC and controls technology require significant renovations to this facility. Ongoing work includes repairs and replacement of sections of the roof and replacement of the building's fire alarm system. The Governor recommends \$560,000 in FY 2010, \$225,000 in FY 2012, \$220,000 in FY 2013, and \$150,000 in FY 2014. Pre-FY 2010 expenditures total \$872,991.

Chapin Health Laboratory – The Governor recommends \$3.6 million from the Rhode Island Capital Plan Fund for renovations to the Chapin Building which houses the Department of Health. The majority of the funding is for asset protection and renovations. Previously, there was funding included in the Capital Plan for the building; however, this funding was removed when it was proposed that the building be sold and the Department of Health relocated. Since this proposal was not accepted, it is imperative that renovations are made to the building. In the short-term, the project will address elevator deficiencies and replacement of the condensate receiver tank which is leaking beyond repair. The Governor recommends \$100,000 in FY 2010, \$500,000 in FY 2012 and \$1.5 million in each of FY 2013 and FY 2014.

Cranston Street Armory – The Governor recommends \$9.9 million from the Rhode Island Capital Plan Fund for rehabilitation of the Cranston Street Armory. The Military Staff vacated this early 1900s era building during the fall of 1996 and transferred ownership to the Department of Administration. The State, in

cooperation with the City of Providence, the Providence Preservation Society and the Elmwood Neighborhood Association, sought proposals for the future development of this property. Although many ideas have been generated for how to best reuse this historic facility, no final determination has been made on future use. One of the leading options has been to make the Armory available to television and movie production companies for use as a sound stage. During calendar year 2006, a major production company used the Armory for a movie production. Another potential use of the Armory, particularly the two towers, is for office space for state agencies. The office of the State Fire Marshal has moved into this building as of the end of fiscal year 2007. The Governor recommends \$50,000 in FY 2010 and \$500,000 in each of FY 2011 through FY 2015. Pre-FY 2010 expenditures total \$7.3 million.

Forand Building Exterior Repairs – The Governor recommends a total of \$1.1 million from the Rhode Island Capital Plan Fund for renovations and repairs to the exterior of the Forand Building at the Pastore Complex. By the end of summer 2010, the building will be the new home of the Department of Motor Vehicles. The majority of the repairs will be exterior doors, windows, and soffits. The Governor recommends \$216,972 in FY 2010 to complete the project. Pre-FY 2010 expenditures total \$865,683.

Old Colony House (Newport) – The Governor recommends \$1.3 million from the Rhode Island Capital Plan Fund for the Old Colony House in Newport. This structure, which served as one of the first statehouses in Rhode Island and is home to a Gilbert Stuart painting of George Washington, requires significant repairs and renovations to preserve the historic nature of the building. Included in this project are various renovations to meet fire code requirements, upgrades to the electrical systems to safely support increasing electrical loads, air conditioning of the Council Chamber to help preserve the Gilbert Stuart painting, interior

Department of Administration

painting, replacement / refurbishment of doors and windows, and masonry repairs. The Governor recommends \$345,000 in FY 2010, \$300,000 in FY 2011, and \$200,000 in FY 2012. Pre-FY 2010 expenditures total \$455,896.

State Office Building – The Governor recommends \$5.4 million from the Rhode Island Capital Plan Fund for the State Office Building. This building currently houses the Department of Transportation and is in need of extensive rehabilitation including a new roof, exterior envelope repair, fire code upgrades, restroom renovations, and installation of a new elevator to meet OSHA and ADA requirements. The Governor recommends \$1.1 million in FY 2010, \$1.0 million in each of FY 2011 and FY 2012, and \$400,000 in FY 2013. Pre-FY 2010 expenditures total \$2.0 million.

Zambarano Utilities and Infrastructure – The Governor recommends \$3.1 million from the Rhode Island Capital Plan Fund for capital repairs to various buildings and equipment at the Zambarano campus in Burrillville. The effort spans multiple years and fulfills the state's responsibility to furnish domestic water, waste water disposal, and heat and electricity to the institutional patients on campus. The Zambarano campus is comprised of 34 buildings totaling 311,000 square feet on 460 acres of land. The Governor recommends \$1.6 million in FY 2010, \$450,000 in FY 2011, \$300,000 in FY 2012, \$450,000 in FY 2013, and \$200,000 in FY 2014. Pre-FY 2010 expenditures total \$69,909.

William Powers Building – The Governor recommends \$5.2 million from the Rhode Island Capital Plan Fund for the William Powers building which is where the Department of Administration is located. The building opened in 1990 and is in need of general renovations due to normal wear and tear. Included in the project are upgrades to: the parking lot and garage gate systems, HVAC system, building security system, and the interior. The Governor recommends \$1.2 million FY 2010, \$300,000 in

FY 2011, and \$600,000 in each of FY 2012 through FY 2014. Pre-FY 2010 expenditures total \$1.9 million.

Washington County Government Center – The Governor recommends \$3.3 million from the Rhode Island Capital Plan Fund for roof replacement, masonry repairs, parking lot resurfacing, and interior renovations to the Washington County Government Center in Wakefield. The project will allow some state agencies to relocate to the center from leased space. The Governor recommends \$1.1 million in FY 2010, \$75,000 in FY 2011, \$600,000 in each of FY 2012 and FY 2013, and \$450,000 in FY 2014. Pre-FY 2010 expenditures total \$497,138.

Old State House – The Governor recommends \$1.7 million from the Rhode Island Capital Plan Fund for the Old State House located on Benefit Street in Providence. Included in the project are repair and reconstruction of the brownstone windows and sills, and replacement of the boiler and heating systems. These systems most likely date to the early 1900s, and are in a state of disrepair, inefficiency, and inadequacy. The project also includes the installation of a new interior sprinkler system for fire protection. This facility currently houses the RI Historical Preservation and Heritage Commission. The Governor recommends \$250,000 in each of FY 2010 and FY 2011 and \$500,000 in each of FY 2012 and FY 2013. Pre-FY 2010 expenditures total \$188,437.

Ladd Center Water System – The Governor recommends a total of \$400,000 from the Rhode Island Capital Plan Fund for the Quonset Development Corporation to improve the water system at the Ladd Center in Exeter. The Governor recommends the entire amount in FY 2010.

Ladd Center Building Demolition – The Governor recommends \$3.0 million from the Rhode Island Capital Plan Fund for building demolition at the Ladd Center. This project will

Department of Administration

remove nine buildings at the Ladd School Property in Exeter. These buildings have been vacant for many years and all are unsound and irreparable. The buildings pose serious safety issues to the public as well as first response personnel should an emergency occur. The Governor recommends \$1.0 million in each of FY 2012 through FY 2014.

Energy Conservation Program (ESCO) – The Governor recommends \$6.1 million in Certificates of Participation for a performance contracting program. The Powers and Cannon Buildings have undergone boiler and chiller replacements, lighting upgrades with controls, energy management system improvements, and building envelope and water conservation initiatives. The program will enable the department to manage its rising energy costs and to improve the capital infrastructure with no up-front costs. The Governor recommends \$539,516 in FY 2010 to complete the project. Of this amount, \$92,534 is interest earnings. Pre-FY 2010 expenditures total \$5.6 million.

Station Park – The Governor recommends \$1.2 million, comprised of \$400,000 from the Rhode Island Capital Plan Fund and \$750,000 in Federal Funds, for the Station Park. Located adjacent to the State House south lawn area, Station Park is the only significant open space in downtown Providence. The park is in high demand as a site for company outings, concerts, rallies, gatherings, fundraising events, and every day recreation. It has been used in conjunction with the State House lawn for major public events including the Olympic Torch ceremony. The objective of this project is to design and preserve this area as an urban park. The project will include the construction of a perimeter fence, planting of trees and other landscaping, installation of lighting, an irrigation system, water taps, outdoor benches, and pathways. The Department of Administration, in cooperation with the Department of Transportation, is applying for federal transportation enhancement funding. The Governor recommends Rhode Island Capital Plan Funds of \$200,000 in each

of FY 2011 and FY 2012 along with Federal Funds totaling \$750,000 over the same period.

Environmental Compliance – In order to promote compliance by state agencies with state and federal environmental laws and regulations, the Department of Administration established an Environmental Compliance Unit in FY 1999. The Governor recommends \$3.8 million through FY 2015 from the Rhode Island Capital Plan Fund for continuing environmental compliance activities. This project will address environmental issues beyond the scope and requirements of the underground storage tank replacements, including funds to address the pre-existing environmental compliance issues at the airports – a requirement pursuant to the lease between the State and the Airport Corporation. The Governor recommends \$250,000 in FY 2010, \$600,000 in FY 2011, and \$200,000 in each of FY 2012 through FY 2015. Pre-FY 2010 expenditures total \$2.1 million.

Replacement of Fueling Tanks – The Governor recommends \$1.4 million from the Rhode Island Capital Plan Fund for the replacement of fuel tanks around the State. The State of Rhode Island owns and operates 18 fueling stations for state vehicles. Tanks that are older than 20 years should be replaced. Further exacerbating the decay of the tanks is the change in fuel composition to an ethanol blend. This has increased the risk of tank failure and consequent leaking into the environment. Five of the 18 fueling stations now need to have tanks replaced. The Governor recommends \$810,000 in FY 2010 and \$170,073 in FY 2011. Pre-FY 2010 expenditures total \$426,257.

McCoy Stadium – Over 1998 and 1999, the State of Rhode Island financed and managed a construction project to upgrade McCoy Stadium in Pawtucket, the home of the Pawtucket Red Sox, a Triple-A baseball franchise. The State's share of this project was \$14.5 million. This initial project, however, did not address all structural issues with the facility. The Governor

Department of Administration

recommends \$3.4 million from the Rhode Island Capital Plan Fund for the additional work in order to protect the State's initial investment. Additional work required includes seal coating of the concourse, drainage system repairs, and weather proofing. Other projects include repairs to the concrete columns, replacement of some structural steel, mechanical upgrades, a new press-box roof, installation of pedestrian walkways in the parking lot, and parking lot resurfacing. As part of this project, the State has secured a five-year lease extension for the facility. The Governor recommends \$1.0 million in FY 2010, \$372,500 in FY 2011, and \$628,000 in FY 2012. Pre-FY 2010 expenditures total \$1.4 million.

New Construction / Initiatives / Planning

Information Technology Infrastructure – The Governor recommends funding of \$4.7 million for technology infrastructure from the issuance of Certificates of Participation, as authorized by the General Assembly in the 2006 session and interest earnings on the issued funds. This project will provide for the modernization of the State's information technology infrastructure. Financing will be used for four major infrastructure improvements: standardization of executive branch email, consolidation of statewide servers, deployment of a centralized service desk, and enhancement of network cyber security capabilities. The Governor recommends \$1.5 million in FY 2010 and \$400,000 in FY 2011. Pre-FY 2010 expenditures total \$2.8 million.

Integrated eLicensing and Consolidation – The Governor recommends \$1.0 million in Certificates of Participation for eLicensing and consolidation. This project will create a new licensing model for the Department of Business Regulation that can be used across multiple agencies and licensing programs. This will allow the State of Rhode Island to have a common interface for all licensing as well as a single point of use for license renewal services and status checks for the citizens of Rhode

Island. The Governor recommends \$729,300 in FY 2010 and \$274,114 in FY 2011. Pre-FY 2010 expenditures total \$6,820.

DOIT Enterprise Operations Center – The Governor recommends \$9.0 million from the Rhode Island Capital Plan Fund for the acquisition and renovations of an existing facility to relocate the State's computer center. The current facility in Johnston has a multitude of documented deficiencies, including failure to meet numerous standards and various building codes. With the significant expansion in the reliance on centralized computer operations in recent years, the need for a state-of-the-art computer facility has become critical. Due to the considerable work required at the existing facility to bring it into compliance with building codes, which would still result in a less than optimal facility, it would be more cost effective to find and acquire an existing structure that already meets the best practice specifications for a data center. The recommendation includes the acquisition of a structure based on industry standards for such facilities and funding for new equipment and the cost to move staff and equipment from the Johnston facility. Subsequent to the move, the Johnston computer center will be sold. The Governor recommends \$8.9 million in FY 2010 to purchase and begin renovations to a new building. Pre-FY 2010 expenditures total \$118,719.

Board of Elections, New Location – The Governor recommends \$7.5 million from the Rhode Island Capital Plan Fund to renovate Buildings 79 and 80 at the Pastore Center. The current location of the Board of Elections, on Branch Avenue, is in need of major repairs to upgrade the HVAC, mechanical, and electrical systems; repair the building's envelope; and to address some of the security concerns. Even with this investment, parking would still be an issue and security would still be lacking due to the existing store-front location. This project will renovate two buildings at Pastore Center. When complete, the Board of Elections will relocate to Building 80. The building has a large open space

Department of Administration

which will not only aid the Board in fulfilling its duties but potentially save meeting space rental costs by allowing other state agencies to utilize the facility. The Pastore Center has safer and more parking for all of the visitors and temporary staff that the Board utilizes leading up to elections. In addition, renovations to Building 79 will allow other state offices to relocate from leased spaces. The Governor recommends \$1.7 million in FY 2013, \$3.4 million in FY 2014, and \$2.4 million in FY 2015 for renovations to the two buildings.

Health Laboratory Building Feasibility Study – The Governor recommends \$175,000 from the Rhode Island Capital Plan Fund in FY 2011 to conduct a feasibility study for a new facility that will house the staff and programs currently located in the Chapin Building. This study would also examine the feasibility of combining the Health and Forensic crime lab at the Pastore complex. These funds will be necessary to plan for the construction of a new facility.

Interdepartmental Weapons Range – The Governor recommends funding of \$100,000 from the Rhode Island Capital Plan Fund in FY 2014 for a feasibility study on the construction of an interdepartmental weapons range. Such a firing range would benefit several public safety agencies, including the Department of Corrections, the State Police, the Capitol Police and the Sheriff's Division.

Grant Programs

Neighborhood Opportunities Program – The Governor recommends \$2.5 million in FY 2010 from the Rhode Island Capital Plan Fund to continue the Neighborhood Opportunities Program. The Office of Housing and Community Development was established in 2005 and is mandated to provide a single state focus on housing policy, programs, and funding. A major resource to carryout this mandate is the Neighborhood Opportunities Program (NOP). NOP will further leverage funding when combined with funds from the Affordable

Housing Bond. Pre-FY 2010 expenditures total \$41.5 million comprised of \$11.5 million in general revenue, \$5.0 million in Rhode Island Capital Plan Funds, and \$25.0 million in third party financing, for which the State is responsible for paying the debt service.

Strong Communities / Affordable Housing –

The Governor recommends the issuance of \$12.5 million in FY 2010 and FY 2011 from the 2006 Affordable Housing \$50.0 million bond authorization. The Building Homes Rhode Island bond provides funding to address the critical shortage of affordable housing. It will enhance the lives of all Rhode Islanders by building stronger communities, meeting the needs of residents and the workforce, and stabilizing the lives of those with disabilities. Developments include housing for families who have been homeless, for veterans, for those with disabilities, for the elderly, and for the low-to-moderate income workforce. 80.0 percent of the funding is for rental units and 20.0 percent is for home ownership. In addition to the FY 2010 issuance, there is carry over funds of \$52,355 from the FY 2009 issuance.

Comprehensive Land Use Planning – The Governor recommends \$99,457 in FY 2010 for the Land Use Planning project. This money is used to reimburse cities and towns for their participation in compiling the overall state Land Use Plan. Funds are provided from previously issued bond proceeds from the 1989 authorization. Cities and towns are reimbursed upon completion and submission of their Land Use Plan. As such, it is difficult to predict exactly when funds will be expended. In total, \$2.4 million from the 1989 authorization of \$2.5 million has been spent on this project pre-FY 2010.

Rhode Island Quonset Development Corporation

Agency Responsibilities

The mission of the Quonset Development Corporation is to develop and manage the Quonset Business Park in accordance with the QDC Master Plan and in the best interests of the citizens of Rhode Island to attract and retain successful businesses that provide high quality jobs.

In November 2004, the voters approved a bond referendum for the continuation of work begun with funds from a 1996 bond authorization. This referendum authorizes funding of \$48.0 million for further improvements to the Quonset Point/Davisville Industrial Park, including infrastructure improvements, site preparation and pier rehabilitation.

Governor's Recommendations

Quonset Point/Davisville Industrial Park Improvements – Of the total \$48.0 million authorization, \$43.5 million has been issued. The Governor recommends issuance of the remaining \$4.5 million in FY 2010.

This funding, along with \$5.0 million in private funding, will be used for the following projects:

Building Demolition- Quonset Point - This project entails the demolition of 55 unusable buildings, removal of hazardous materials and site preparation at the Quonset Business Park.

This project is needed in order to clear the former Navy base of several deteriorating buildings that currently occupy the property. The proposed building removal will enable the assemblage of marketable parcels of land for development totaling 140 acres. These parcels will be used for manufacturing, warehousing, distribution, laydown areas, office developments, and aesthetic improvements as outlined in the Quonset Master Plan.

New Internal Roadway- Quonset Point - This project includes the construction of 12,000 linear feet of internal roadways and the realignment of utilities within the Quonset Business Park, as well as the development of 12,000 linear feet of the existing Davisville Road into an attractive boulevard to serve as a gateway to the waterfront district. The work will include new or improved pavement, utility systems, landscaping and signage.

The internal roadways are required to provide access to development parcels. These roadways will allow for the subdivision of larger tracts into marketable parcels. The Davisville Road work will provide for the creation of an attractive gateway to the waterfront district. This gateway will greatly enhance the curb appeal of the park and assist with the implementation of the marketing plan. New bridges will allow the railroad tracks to be traversed safely and easily. These projects will improve the park infrastructure and advance land values.

Utility Service Improvement/Extensions - This project includes the removal of the Navy's abandoned overhead utility lines and the installation of underground utilities (electric/telephone) along Davisville Road.

The primary purpose of this project is to improve the curb appeal of the Davisville section of the property, thereby enhancing property values and improving marketability. The underground utilities are a feature component of the development of the new Davisville Boulevard as a gateway to the waterfront district.

Reconstruct Existing Quonset Roadways - This project entails the rehabilitation and overlay of some 24,000 linear feet of existing roadways within the Quonset Business Park.

The work will provide crucial repairs to many of the existing roadways within the park. These

Rhode Island Quonset Development Corporation

roads have not received any significant repairs in over 20 years and are deteriorating. This work is needed in order to maintain access for current tenants.

Davisville Bulkhead Replacement (South of Pier 1) – This project involves the rehabilitation/ replacement of 1,000 linear feet of wooden bulkhead left by the Navy after the Davisville NCBC Base closure / decommissioning in 1994.

The existing 1,000 linear feet of wooden bulkhead has deteriorated to such a state that it cannot be safely used for marine activity. Additionally, existing voids in the bulkhead are releasing upland materials into former berthing areas and diminishing water depth and usable development land at the Park. This project will stop the erosion and protect the waterfront property. Fifty acres of land will be made available to support marine trades activity along the Davisville waterfront.

Internal Rail Upgrades - This project includes both the reconstruction of main line track and the removal of unnecessary siding track within the Quonset Development Park. The reconstruction includes 36,000 linear feet of main line track from West Davisville to the Quonset and Davisville waterfronts. The removal includes 27,000 linear feet of sidings within the Davisville waterfront area.

This project is necessary in order to keep the tracks in safe condition for continued rail service to park tenants. The condition of the existing tracks has deteriorated due to the fact that no major improvements have been made since the Navy constructed the tracks. These tracks will be unable to support existing and future freight traffic if these improvements are not made.

Quonset Site Development Projects - This work includes the construction of shared community/park amenities and improvements to public safety requirements, with shared

community responsibility in providing public access and amenities.

The projects chosen will be those best suited to the host community and park tenants. These projects will improve the buffer areas adjacent to the residential community, boost public safety, greatly enhance the marketability of the park and assist in the execution of the marketing plan.

Quonset Infrastructure Improvements - These projects include various repairs to existing structures within the Quonset Development Park, such as roof repairs, HVAC repairs, and sprinkler system installations.

These projects will maintain the existing infrastructure and allow for life safety improvements to existing occupied structures.

Quonset Bike Path - This project involves the construction of 7 miles of bike path within the Quonset Development Park.

These paths will be constructed in the manner outlined in the adopted master plan. The paths will provide an alternative mode of transportation for workers within the park and provide a link for the community from Post Road to Calf Pasture Point. These paths will be situated along abutting residential areas to act as a buffer. They will enhance the park and assist in the implementation of the marketing plan.

Esplanade Construction - This project is for the construction of a 3,100 linear foot esplanade along the Davisville waterfront south of the Davisville Piers.

The project will enhance the waterfront area for development into a high-class marina in concert with a large marine trades component. This project is a necessary component of the marketing plan.

Department of Labor and Training

Agency Responsibilities

The Department of Labor and Training is responsible for administering income support programs (Unemployment Insurance, and Temporary Disability Insurance) and employment and training programs; enforcing laws relating to prevailing wages, labor standards, weights and measures, professional regulations, and occupational health and safety; operating a rehabilitation facility (Donley Center) for individuals with work-related injuries; administering Workers' Compensation programs, including claims monitoring and education programs; and providing administrative support for the Labor Relations Board and the Board of Review. The Department has a network of six full service field offices (Pawtucket, Woonsocket, Providence, West Warwick, Warren, and Wakefield) to provide a full range of employment and training services; a headquarters in the Center General Complex at the Pastore Government Center, Cranston; an auxiliary office for the Board of Review in Providence (Westminster Street), and the Donley Rehabilitation Center in Providence (249 Blackstone Blvd).

\$264,674 from Temporary Disability Insurance funds; \$251,309 from restricted receipts; \$792,514 from the Rhode Island Capital Plan Fund; and \$352,816 from federal funds.

Governor's Recommendations

Center General Complex Slate Roof Replacement - The Governor recommends expenditures of \$1.7 million through FY 2011 to replace the slate roofs on three of the six Center General Complex buildings, including the roofs on buildings 68, 69, and 71. When the facility was rehabilitated during the late 1990s, the only slate roof that was completely replaced was on building 72. For buildings 68, 69, and 71, the slate roofs were redone using existing material. Because of water leaking into the buildings and deteriorating slate falling off buildings, the Governor recommends replacing the roofs on these buildings with new slate material. The \$1.7 million includes:

Department of Revenue

Agency Responsibilities

The Department of Revenue was established as a separate department within the executive branch of state government by the 2006 General Assembly and came into existence on July 1, 2006. The department is headed by the Director of Revenue, who is appointed by the Governor, with the advice and consent of the Senate. The Department has six programmatic functions, including Central Management (Director of Revenue), Taxation; State Lottery, Registry of Motor Vehicles, Revenue Analysis and Municipal Finance.

The department will be responsible for two information technology projects included in the FY 2011 – FY 2015 Capital Improvement Plan. These include a new computer system for the Registry of Motor Vehicles and a Tax Data Warehouse for the Division of Taxation. In addition, the Forand Building at the Pastore Center is being renovated as the new site of the Registry of Motor Vehicles' main office.

Governor's Recommendations

Registry of Motor Vehicles IT Modernization – The Governor recommends \$4.9 million in FY 2010 and \$250,000 in FY 2011 from the issuance of Certificates of Participation (COPS), as approved by the 2006 General Assembly, for the installation of a new computer system for the Registry of Motor Vehicles, for a total of \$15.6 million. Additional funding in FY 2010 and FY 2011 is derived from the technology charge on Registry transactions, which are placed in a restricted receipt account. Total funding from this source is \$3.4 million in FY 2010 and \$446,975 in FY 2011. The existing Registry system is based on old technology, hierarchical databases and antiquated programming, most of which are no longer supported by any vendors. The system is difficult to update, making responding to legislative changes and federal mandates time consuming and complicated. The

Governor recommends total funding of \$8.3 million in FY 2010, and \$696,975 in FY 2011, when the project is expected to be completed. Pre – FY 2010 expenditures total \$6.6 million.

Taxation Data Warehouse – The Governor recommends \$197,259 in FY 2010 from Certificates of Participation, as approved by the 2006 General Assembly, for a total of \$2.5 million from this source for a data warehouse. Additional general revenue funding of \$150,000 was expended on this project prior to FY 2010. The Division of Taxation currently uses several disparate, standalone systems to maintain tax-related data that cannot easily communicate with each other. The implementation of a centralized data warehouse will bring this data together in one location for easier access and better reporting and analysis.

Beginning in FY 2011, the Governor recommends new funding of \$500,000 from the Rhode Island Capital Plan Fund to begin Phase 2 of this project. Phase 2 will allow users to create and run reports and perform queries that will assist the Department in the collection of tax dollars and management of information, thereby increasing tax revenue.

Total funding for this project is comprised of \$2.5 million in COPS funding, \$150,000 in general revenue, and \$500,000 in RICAP. Pre-FY 2010 expenditures totaled \$2.5 million.

Registry of Motor Vehicles Building - The Governor recommends a total of \$17.7 million for the renovation of the Forand Building at the Pastore Government Center in Cranston, which will be used to house the main office Registry of Motor Vehicles. The Registry will move from leased space in Pawtucket to the renovated Forand Building at the Pastore complex in FY 2011. This move will also include the Operator Control unit and take advantage of upgrades to the Pastore power plant, the new 400-space parking lot and its proximity to the new Traffic

Department of Revenue

Tribunal. The project will provide the Registry with protection from increasing lease costs. The Governor recommends \$11.4 million in FY 2010, and \$5.6 million in FY 2011 financed from the Rhode Island Capital Plan Fund. The project is expected to be completed early in FY 2011. Pre-FY 2010 expenditures total \$707,819 in RICAP funds.

Public Utilities Commission

Agency Responsibilities

Comprised of two distinct regulatory bodies, the Division of Public Utilities and Carriers and the Public Utilities Commission, the Public Utilities Commission serves as a quasi-judicial tribunal with jurisdiction, powers, and duties to implement and enforce the standards of conduct for all public utilities and common carriers of property and persons. Both divisions also hold hearings and investigations involving rates, tariffs, tolls, and charges.

Additionally, while the Commission exercises jurisdiction over the siting of potential energy facilities, the Division of Public Utilities and Carriers supervises and regulates Community Antenna Television Systems (CATV), including transactions between public utilities and affiliates, as well as public utility debt and equity issuances.

Governor's Recommendations

Facility Asset Protection/Renovations. This project seeks to bring the facility housing the Public Utilities Commission into compliance with state fire code regulations and federal Americans with Disabilities Act requirements. Although the agency has undertaken various improvements and renovations to its state-owned office building at 89 Jefferson Boulevard since its relocation in FY 2001, FY 2004 was the first fiscal year that this capital project was included in the state's capital plan. The agency has earmarked up to \$250,000 annually in restricted receipts funding for various renovations and improvements.

The Governor recommends total project funding of \$633,000 in restricted receipts, consisting of \$250,000 in FY 2011, \$162,000 in FY 2012, \$73,000 in FY 2013, \$76,000 in FY 2014 and \$72,000 in FY 2015. These funds will be used for various asset protection and renovation projects and capital asset acquisition including, but not limited to, replacing 1) the

heating, ventilating and air-conditioning (HVAC) system, 2) membrane roof, and 3) the windows on the north, west, south and east ends of the building. It also includes upgrading and modernizing the elevators.

This page was intentionally left blank.

Human Services

Department of Children, Youth and Families
Department of Human Services
Department of Mental Health, Retardation and Hospitals
Governor's Commission on Disabilities

Department of Children, Youth and Families

Agency Responsibilities

The Department of Children, Youth and Families provides services to children and youth, both directly and in partnership with private sector agencies. A number of state and privately owned facilities are used to provide these services. The department is responsible for facilities at Friendship Street in Providence, the Rhode Island Training School for Youth at the Pastore Center, the Groden School on Cowesett and Mt. Hope Avenues, and the building occupied by the North American Family Institute.

In the past, the department's capital improvement plan has primarily focused on the construction and repair needs of the Rhode Island Training School for Youth. Projects at the Training School, many of which were mandated by court order, have included the renovation of the Youth Correctional Center, the construction of a new school building, and the installation of an air conditioning system and additional fencing. In FY 2009, a new Rhode Island Training School for Youth opened and the old facility was vacated by the department.

Governor's Recommendations

Rhode Island Training School

New Facility for the Girls – The Governor recommends a total of \$6.7 million for the renovation of a state facility located at the Pastore Center. The new facility will be utilized as the girl's training school and will replace the existing building that they currently occupy. This will address several issues: compliance with a Federal Court consent decree; improve the safety for staff members, residents, and the community; and move the girls to a permanent location. The new facility will house detained and adjudicated female residents and provide equitable opportunities for residents to participate in programming.

Prior to FY 2010, \$100,110 had been spent in Rhode Island Capital Plan Funds for the planning phase of a new girls' institution. The Governor's recommendation includes \$100,000 in FY 2010 for preliminary architectural and design work, \$2.5 million in FY 2011, and \$4.0 million in FY 2012 from the Rhode Island Capital Plan Fund.

Note: this project is reflected under the Department of Children, Youth and Families in the Capital Budget because this is the agency directly benefiting from this project. However, the project is contained under the Department of Administration in the Budget document and the FY 2011 Appropriations Act because the Division of Capital Projects and Property Management will be responsible for managing this project.

Private Providers

Groden Center Mt. Hope – The Governor recommends a total of \$218,519 for roof repairs and masonry work at the state-owned property operated by the Groden Center on Mt. Hope Avenue. Of this amount, \$138,849 of general obligation issued bond proceeds and \$63,215 from the Rhode Island Capital Plan Fund was spent prior to FY 2010 and \$16,445 from the Rhode Island Capital Plan Fund will be spent in FY 2010.

The Governor recommends \$275,000 in FY 2011 from the Rhode Island Capital Plan Fund for the construction of two new stair towers at the Groden Center – Mt. Hope Facility. This project is comprised of the demolition of the existing ladders and construction of the new stair towers out of brick to match the existing building.

In FY 2012, the Governor recommends \$275,000 from the Rhode Island Capital Plan Fund for the repair of deteriorating bricks and windows at the Groden Center- Mt. Hope

Department of Children, Youth and Families

Facility. These repairs will assist in preserving the building and provide a safe and healthy environment for the agency's clients.

Fire Code Upgrades - The Governor recommends \$4.2 million from the Rhode Island Capital Plan Fund from FY 2010 to FY 2013 to assess and upgrade fire protection systems for group homes, foster homes, and other facilities associated with Children's Behavioral Health Services and the Child Welfare Programs. Prior to FY 2010, \$1.2 million in RICAP funds was spent on this project.

Eckerd Camp E-Hun-Tee - The Governor recommends a total of \$150,000 from FY 2010 through FY 2011 from the Rhode Island Capital Plan Fund for repairs and renovations to this facility. These funds will be used to install a septic-based or compost toilet system and hot/cold hand washing facilities.

NAFI Center - The Governor recommends a total of \$1.1 million from FY 2010 through FY 2012 from the Rhode Island Capital Plan Fund for repairs and renovations to this facility. Included in this recommendation is an upgrade to the facility's fire alarm system.

Department of Human Services

Agency Responsibilities

The Department of Human Services has utilized the Rhode Island Capital Plan Fund and agency funds to continually rehabilitate fixed assets essential to providing basic and specialized services to needy individuals and families. This includes the social, medical, and rehabilitative services to eligible Rhode Island veterans at the Veterans' Home in Bristol, and all arrangements for veterans and their dependents at the Veterans' Memorial Cemetery in Exeter.

Governor's Recommendations

Veterans' Cemetery Master Plan - The Governor recommends \$194,738 of federal funds and \$80,121 from restricted receipts in FY 2010 for completion of the construction projects at the Rhode Island Veterans' Cemetery, which included redesign of the front entrance and highway approach, security fencing, and installation of additional rest rooms. The \$5.8 million project will be completed in FY 2010.

Veterans' Home HVAC System Upgrade - The Governor recommends restricted receipts of \$100,000 in FY 2010 to complete a \$2.9 million project that began in FY 1998. The project has upgraded the heating system and added air conditioning at the RI Veterans' Home, to provide a healthier environment for the residents at the Home. The project is financed from dedicated revenue within the Veterans' Home restricted receipt account and will be completed in FY 2010. The final project phase provide will air conditioning to the Home's computer room, and replace heating pipes in Building N-3.

Veterans' Home - Renovations to N-5 Building - The Governor recommends \$500,000 in FY 2010 to renovate the N-5 nursing unit at the Veterans' Home. The project will enhance resident health and improve the visitor environment in the facility, and includes repairs to bedrooms, bathrooms, corridors and auxiliary

rooms. The project will be financed from dedicated revenues within the Veterans' Home restricted receipt account.

Veterans' Home - Renovations to N-6 Building - The Governor recommends \$500,000 in FY 2011 to renovate the N-6 nursing unit at the Veterans' Home. The project will enhance resident health and improve the visitor environment in the facility, and include repairs to bedrooms, bathrooms, corridors and auxiliary rooms. The project is from dedicated revenues within the Veterans' Home restricted receipt account.

Veterans' Home - Renovations to N-7 Building - The Governor recommends \$500,000 in FY 2011 to renovate the N-7 nursing unit at the Veterans' Home. The project will enhance resident health and improve the visitor environment in the facility, and includes repairs to bedrooms, bathrooms, corridors and auxiliary rooms. The project will be financed from dedicated revenues within the Veterans' Home restricted receipt account.

Veterans' Home - Electrical Distribution System - The Governor recommends \$500,000 in FY 2010 to finance modifications to the emergency electrical system at the Veterans' Home. The project will complete compliance with the latest electrical code requirements. The project will be financed from dedicated revenues within the Veterans' Home restricted receipt account.

Veterans' Home - Fire Reserve Connection - The Governor recommends \$30,000 in FY 2010 and \$635,000 in FY 2011 to complete upgrades to water supplies for fire suppression at the Veterans' Home. The project will include connection lines to the municipal water supply, an emergency generator, and associated engineering costs. The \$665,000 project will be financed from dedicated revenues within the Veterans' Home restricted receipt account.

Department of Human Services

Veterans' Home - Entrance Improvements - The Governor recommends \$50,000 in FY 2010 to remodel the entrance area at the Veterans' Home. The project would enhance safety, accessibility and shelter qualities of the entrance areas. The project will be financed from dedicated revenues within the Veterans' Home restricted receipt account.

Establishment and Refurbishment of Blind Vending Facilities - The Governor recommends \$75,000 in FY 2010, \$75,000 in FY 2011, \$150,000 in FY 2012, \$150,000 in FY 2013, \$150,000 in FY 2014, and \$150,000 in FY 2015 from the Rhode Island Capital Plan Fund for renovations to Blind Vending Facilities. The project provides for the construction and/or refurbishment of vending facilities on a statewide basis within buildings leased, rented, or owned by the State of Rhode Island in accordance with RIGL 40-9-11.0 through 11.6. This project will maintain statewide employment opportunities for citizens of Rhode Island who are legally blind.

Department of Mental Health, Retardation and Hospitals

Agency Responsibilities

The Department of Mental Health, Retardation and Hospitals has an extensive capital improvement program. This program primarily reflects the increased fixed asset demands resulting from the deinstitutionalization of patients into residential facilities. The department is responsible for both administrative and patient care facilities at the Pastore Center, the Zambarano Hospital Campus, and community and residential facilities statewide. The department provides grants, through its capital program, to regional centers that serve mentally ill and developmentally disabled clients in addition to having responsibility for all Substance Abuse related capital programs. The department provides and/or manages appropriate levels of substance abuse prevention and treatment through a community based network of residential and outpatient treatment facilities, owned by both the state and private providers. These facilities are located in various communities throughout Rhode Island and on the grounds of the Pastore Center in Cranston.

The department's capital improvement program is composed of the following major categories, which include both infrastructure improvement to state facilities and support to non-state agencies.

Institutional Facilities - The institutional facilities plan provides for the physical plant requirements of the MHRH facilities on the Pastore Center campus and the Zambarano Hospital campus. These requirements include major interior and exterior repairs to protect buildings and the replacement of worn out heating, ventilation and air conditioning (HVAC) systems. Renovations and repairs to buildings and HVAC systems, as well as the implementation of energy conservation initiatives, have been ongoing requirements for the department.

Community Services - The department is

responsible for making certain capital improvements to 293 residential facilities statewide through its residential programs, including 270 group homes and 23 mental health community facilities. This includes the acquisition, renovation or repair of community residences, and the purchase of home modifications and specialized equipment to allow disabled family members to stay at home.

Community Mental Health Centers - The department is responsible for making certain capital improvements to seven regional community centers that are owned by the department and operated by licensed non-profit organizations that lease the facilities.

Regional Centers Developmentally Disabled - The department is responsible for the acquisition, construction, renovation, and equipment and furnishing costs associated with eleven regional centers for the developmentally disabled.

Day Programs - The department is responsible for capital improvements to Day Treatment Facilities for the chronically mentally ill.

Governor's Recommendations

Pastore Medical Center Rehabilitation - The Governor recommends \$8.2 million from FY 2010 through FY 2015 for the rehabilitation of the MHRH institutional facilities at the Pastore Center, funded from the Rhode Island Capital Plan Fund. The scope of this plan includes the ongoing repair, renovation, upgrade and rejuvenation of the MHRH-owned facilities at the Pastore Center complex. The recommended funding amounts are as follows: FY 2010 - \$1,233,745; FY 2011 - \$1.0 million; FY 2012 - \$1.0 million; FY 2013 - \$2.0 million; FY 2014 - \$1.5 million; and FY 2015 - \$1.5 million.

Hospital Consolidation/Reconfiguration - The Governor recommends expenditures of \$29.0 million to renovate the Mathias and Varley

Department of Mental Health, Retardation and Hospitals

buildings on the Pastore Center. Of this amount, \$28.3 million would be funded from Certificates of Participation, if authorized by the General Assembly, and \$670,000 from the Rhode Island Capital Plan Fund. The goal of the renovations is to consolidate the Pastore Center hospital system into fewer buildings, which will result in more efficient and cost effective operations. The Department will then move patients from the Pinel building, the Virks building, and the Adolph Meyer building into the newly renovated facilities. This will create a "hospital zone" of connected buildings. Currently, hospital buildings are scattered throughout the Pastore Center complex. The newly renovated facilities will enable the hospital system to meet Joint Committee on Accreditation of Hospitals standards, and will significantly improve operation logistics, which will reduce staffing costs, reduce maintenance and utility budgets, and improve security. When completed, the Varley building will house two forensic units of up to 35 patients (Varley units 3 and 4), with geriatric psychiatric patients occupying remaining portions of the buildings. The Governor considers this an important project that will create a more efficient hospital system that will improve patient and hospital operations. The total amounts recommended by year are as follows: FY 2010 - \$670,000; FY 2011 - \$3.9 million; FY 2012 - \$16.4 million; and FY 2013 - \$8.0 million.

Community Facilities Fire Code Upgrade - The Governor recommends \$5.1 million from FY 2010 through FY 2015 from the Rhode Island Capital Plan Fund to install or upgrade fire alarm and sprinkler systems in residential, workshop, day program, and out-patient facilities for the Divisions of Developmental Disabilities, RI Community Living and Supports, and Behavioral Health Services. The recommended amounts are: FY 2010 - \$1.3 million; and FY 2011 through FY 2015 - \$750,000 per year.

Private Home Based Waiver Community Facilities Fire Code Upgrade - The Governor

recommends \$6.5 million to install or upgrade fire alarm and sprinkler systems in state-owned and privately-owned residential, workshop, day program, and out-patient facilities licensed and operated for the Division of Developmental Disabilities under the Home and Community Based Waiver system. The cost of upgrading these facilities is eligible for federal participation with a state - federal match rate of approximately 47% state - 53% federal, except during years when the ARRA enhanced match rate is in effect. The \$6.5 million amount includes \$2.7 million from the Rhode Island Capital Plan Fund and \$3.8 million of federal funds. The total amounts recommended by year are as follows: FY 2010 - \$ 2.0 million; FY 2011 - \$2.5 million; FY 2012 - \$1.0 million; and FY 2013 - \$968,009.

Zambarano Buildings - The Governor recommends \$3.3 million through FY 2015 from the Rhode Island Capital Plan Fund for renovations at the Eleanor Slater Hospital on the Zambarano campus. The funding for fiscal years 2010 through 2015 will be used to resurface paved areas and replace the roofs on the Wallum Lake House, the CI/Hamble building, and the laundry building. The amounts recommended by year are as follows: FY 2010 - \$1.1 million; FY 2011 - \$780,000; FY 2012 - \$500,000; FY 2013 - \$725,000; FY 2014 - \$100,000; and FY 2015 - \$100,000.

Eleanor Slater HVAC and Elevator Upgrades - The Governor recommends expenditures of \$4.9 million from the Rhode Island Capital Plan Fund for HVAC and elevator upgrades to MHRH buildings, including Barry and Simpson Halls on the Pastore Campus, as well as the Wallum Lake House at Zambarano. None of these patient and administrative buildings has central air conditioning equipment and the electrical systems were not designed for the loads imposed by window units. The amounts recommended by year are as follows: FY 2010 - \$555,000; FY 2011 - \$2.0 million; FY 2012 - \$2.0 million; and FY 2013 - \$350,000.

Department of Mental Health, Retardation and Hospitals

Medical Equipment Modernization - The Governor recommends expenditures of \$1.2 million from the Rhode Island Capital Plan Fund to replace aging hospital equipment that is past its useful life and is not economical to repair. The types of equipment the Department proposes to replace include hospital beds, chemistry analyzers, vital sign monitors, digital scales, IV infusion pumps, and other direct patient care equipment. The amounts recommended by year are as follows: FY 2011 - \$520,000; FY 2012 through FY 2015 - \$170,000 per year.

Infection Control/Asset Protection - The Governor recommends expenditures of \$2.0 million from the Rhode Island Capital Plan Fund for on-going repainting of patient care and common areas, replacement of ceiling tiles, and repair and replacement of broken surfaces. The Department proposes to repaint walls and surfaces every three years, and ceiling tiles every five years. The Governor recommends expenditures of \$400,000 per year between FY 2011 and FY 2015.

Mental Health Services

Mental Health Residences - The Governor recommends \$3.9 million for fiscal years 2010 through 2015 that would be principally provided to RIHMFC (Rhode Island Housing & Mortgage Finance Corporation) to provide low-cost housing for people with mental illness. The project will be financed with \$3.9 million from the Rhode Island Capital Plan Fund. The amounts recommended in FY 2010 through FY 2015 are as follows: FY 2010 through FY 2012 - \$500,000 per year; FY 2013 through FY 2015 - \$800,000 per year.

Furniture - Mental Health Residences - The Governor recommends expenditures of \$336,000 through FY 2015 for furniture purchases for mental health residences. The amounts recommended from the Rhode Island Capital Fund by year are as follows: FY 2010 -

\$26,000; FY 2011 - \$56,000; FY 2012 - \$59,000; FY 2013 - \$62,000; FY 2014 - \$65,000; and FY 2015 - \$68,000.

Community Mental Health Facilities - Capital Repairs - The Governor recommends \$1.8 million from FY 2010 through FY 2015 for maintenance and repairs to 30 group homes, 12 outpatient facilities, and one regional work center. The funds are used to maintain the physical structure and make emergency repairs, including: roofs, siding, windows, HVAC systems, emergency generators, individual sewage disposal systems (ISDS), water wells, flooring, and kitchen and bathroom renovations: The amounts recommended from the Rhode Island Capital Plan Fund by year are as follows: FY 2010 - \$270,600; and FY 2011 through FY 2015 - \$300,000 per year.

Developmental Disabilities

MR/DD Residential Development - The Governor recommends \$6.3 million from FY 2010 through FY 2015 for the Access to Independence program and continuation of the development of housing for individuals with developmental disabilities. The Access to Independence program provides funding to families for adaptations to their homes, including the installation of ramps, modifications of bathrooms, installation of lifts or other equipment purchases. The residential program also provides grants to individuals and agencies for down payments and contributions toward ownership, enabling individuals to reside in the community rather than in group-homes. These projects will be financed with \$6.3 million from the Rhode Island Capital Plan Fund. The amounts recommended by year are: FY 2010 - \$770,000; FY 2011 through FY 2015 - \$1.1 million per year.

MR Community Facilities - Capital Repairs - The Governor recommends \$7.6 million from FY 2010 to FY 2015 to maintain and repair 270 group homes, of which 149 are state-owned and

Department of Mental Health, Retardation and Hospitals

121 are not state-owned. The funds are used to maintain the physical structure and related systems, including: roofs, HVAC systems, individual sewage disposal systems (ISDS), water wells, flooring, windows, siding, and kitchen and bathroom renovations. The amounts recommended from the Rhode Island Capital Plan Fund by year are as follows: FY 2010 - \$1.1 million; FY 2011 - \$1.0 million; FY 2012 - \$1.0 million; FY 2013 - \$1.3 million; FY 2014 - \$1.5 million; and FY 2015 - \$1.7 million.

systems and for emergency repairs. The amounts recommended by year are as follows: FY 2010 through FY 2011 - \$200,000 per year; and FY 2012 through FY 2015 - \$300,000 per year.

Management Information System - The Governor recommends expenditures of \$799,416 for a DD Management Information System, including \$399,708 from authorized and issued general obligation bond funds and \$399,708 in federal funds. The project will design and implement an information system that integrates eligibility determination, case management, provider certification, claims processing, contract oversight, and monitoring. The Governor recommends total expenditures of \$100,000 in FY 2010 and \$699,416 in FY 2011.

Regional Center Repairs/Rehabilitation - The Governor recommends \$3.5 million from FY 2010 through FY 2015 for repairs to the Developmental Disability Regional Centers. Repair projects may include HVAC systems, roofs, septic systems and interior and exterior modifications. The Governor recommends expenditures of \$1.0 million in FY 2010, and \$500,000 per year from FY 2011 through FY 2015. All amounts are financed from the Rhode Island Capital Plan Fund.

Substance Abuse Services

Asset Protection/ADA Renovations - The Governor recommends \$1.6 million from the Rhode Island Capital Plan Fund from FY 2010 through FY 2015 for Substance Abuse asset protection projects. The project includes general renovations to state-owned Substance Abuse facilities to include remodeling for A.D.A. compliance, replacement of roofs, HVAC

Governor's Commission on Disabilities

Agency Responsibilities

The Governor's Commission on Disabilities is responsible for coordinating state agency compliance with both federal and state disability rights laws. It also approves or rejects requests for waiver of the State of Rhode Island building code's accessibility for people with disabilities provisions at facilities intended to be leased by state agencies.

In an effort to centralize all handicapped accessibility projects, legislation enacted by the 2002 General Assembly transferred the duties, responsibilities, and functions of the State Building Code Commission relating to handicapped accessibility to the Commission on Disabilities. The commission now has responsibility for all projects and associated funding previously managed by the Building Code Commission within the Department of Administration.

Governor's Recommendations

Handicapped Accessibility – Facility Renovations – The Commission oversees the expenditure of capital funds for handicapped accessibility projects that have been determined to be necessary by the Rhode Island Coordinating Committee on the ADA. This committee was established, under the direction of the Commission on Disabilities, to evaluate current services, policies, and practices of state agencies with regard to the requirements of the Americans with Disabilities Act and other pertinent federal regulations. The Coordinating Committee developed the *Self Evaluation and Compliance Plan*, which identifies those areas where the state needs to make improvements and describes a plan of action, including descriptions of specific projects needed to bring about compliance. These projects primarily consist of repair and rehabilitation of existing state-owned structures to bring them into compliance with federal accessibility regulations. In addition,

funding will be available for use by the commission for rehabilitation of educational facilities and for accessibility improvements to outdoor recreation areas.

The Governor recommends total project funding of \$4.1 million. Between FY 2010 and FY 2015, \$1.4 million from the RI Capital Plan Fund and \$34,968 in bond funds are recommended. Prior to FY 2010, a total of \$2.6 million has been expended consisting of \$648,849 in RICAP funds and \$1.9 million in bond funds.

This page was intentionally left blank.

Education

Department of Elementary and Secondary Education
Public Higher Education
Atomic Energy Commission
Historical Preservation and Heritage Commission
Public Telecommunications Authority

Department of Elementary and Secondary Education

Agency Responsibilities

The Department of Elementary and Secondary Education (RIDE) is responsible for the repair, renovation and improvement of fixed assets utilized by departmental administration, the career and technical education system, and the School for the Deaf. This system includes seven regional career and technical schools operated by the local school districts, and three state-operated facilities: the School for the Deaf, the Davies Career and Technical School, and the Metropolitan Career and Technical School. The Department's Administrative section, the Administration of Comprehensive Education Strategy (ACES), is housed in the Shepard's Building in downtown Providence.

The Department's FY 2011 – FY 2015 Capital Improvement Plan, as recommended by the Governor, is detailed below.

Governor's Recommendations

Shepard's Building – Air Quality Remediation – The Governor recommends \$311,500 in Rhode Island Capital Plan Fund financing for work in the Shepard's Building. The bulk of the funding, \$286,500, is for the installation of a supplemental air conditioning system on the 6th floor of the Shepard's Building. Originally programmed for FY 2008, this project is now planned for completion in FY 2010.

Also for FY 2010, \$25,000 has been added to renovate and reconfigure space to accommodate RIDE employees who are vacating space that will be occupied by employees of Public Higher Education. Of the total \$311,500 for the project, \$165,112 has been spent pre-FY 2010, with the remaining \$146,388 to be spent in FY 2010.

Davies Career and Technical School – Roof Repair – This is a multistage project designed to replace several sections of the School's roof. The completion of the first stage cost \$495,105 as part of \$942,375 in pre-FY 2010

expenditures. The Governor recommends full-financing of the project's second phase, which will replace other sections of roof at the school over five years. The total projected expenditure of \$4.1 million from the Rhode Island Capital Plan Fund including \$1.0 million in FY 2010, \$800,000 in FY 2011, \$676,800 in FY 2012, \$379,000 in FY 2013, and \$295,000 in FY 2014. As currently recommended, this project will constitute a complete overhaul of the roofing system at the Davies School.

Davies Career and Technical School – HVAC – Heating, ventilation and air conditioning (HVAC) upgrades at the Davies School are necessary due to the age of the current HVAC units and their resulting inefficiency and malfunctioning. Many areas of the school cannot be properly climate controlled, with some classrooms requiring space heaters during the winter months. In the current Capital Improvement Plan, the Governor recommends using \$2.2 million from the Rhode Island Capital Plan Fund to address this issue, a total that includes \$201,417 in pre-FY 2010 spending.

The remaining projected expenditures are \$648,177 in FY 2010, \$999,000 in FY 2011, and \$313,622 in FY 2012.

Davies Career and Technical School – Asset Protection – The Governor recommends \$924,215 in Rhode Island Capital Plan Fund spending for various asset protection projects at the Davies School, including \$99,215 in pre-FY 2010 spending to repair an elevator.

The school will make plans for the funds depending on needs as they develop, but high priority projects will likely include the paving of the parking lot and access road, replacing two boilers, and upgrading and replacing windows.

The Governor recommends spending of \$125,000 in FY 2010 and \$150,000 a year from

Department of Elementary and Secondary Education

FY 2011-FY 2015, except for \$100,000 in FY 2012.

Cranston Career and Tech. Projects – The Governor recommends \$1.7 million in Rhode Island Capital Plan Fund financing for additional renovations and repairs to the Cranston Career and Technical School. For Cranston, projects include including fire safety upgrades and major HVAC improvements.

Of the six schools, Cranston has been listed as the highest priority by the Regents because all components of the HVAC system have reached the end of their useful life and are reportedly in a state of constant failure. Emergency maintenance measures have been deemed unviable due to the age of the underlying equipment.

The Governor recommends spending \$389,051 million in FY 2010, \$560,000 in FY 2011, \$390,000 in FY 2012 and \$350,000 in FY 2013. Following transfer of this facility to the district, further renovations are to be financed locally and partially reimbursed through the Housing Aid program.

East Providence Career and Tech. Projects – The Governor recommends \$157,872 in Rhode Island Capital Plan Fund financing for additional renovations and repairs to the East Providence Career and Technical School. For East Providence, projects include fire safety upgrades and other miscellaneous repairs. Many of the repairs relate to the electrical system such as generators, wiring, outlets, and electromechanical devices.

The Governor recommends all \$157,872 be spent in FY 2010. Following transfer of this facility to the district, further renovations are to be financed locally and partially reimbursed through the Housing Aid program.

Metropolitan Regional Career and Technical School – Public Street – The Governor

recommends spending \$792,592 in issued general obligation bond funds to construct a New Entrepreneurial Center at the Public Street campus of the Met School. This is the final balance of \$29.0 million in general obligation bonds approved by the voters in 1994. Construction is expected to commence in May 2010 and be completed for the opening of the school year in September 2010.

Metropolitan Regional Career and Technical School – East Bay – The East Bay Met School opened in 2006 at the Florence Gray Community Center in Newport. The school shares space with the Newport Housing Authority and other users and is not designed to serve as a school space. In addition, as the school has continued to add students the space has become increasingly crowded. The school currently has 90 students in three grades with an additional 30 students to reach full capacity, originally scheduled for Fall 2009, now delayed until Fall 2011.

In 2008, the General Assembly provided a total of \$10.1 million in Rhode Island Capital Plan Fund financing for studying the feasibility of a new school, as well as the actual construction of a new building or renovation of an existing one. In FY 2009, \$100,000 was provided for a feasibility study that recommended expanding on the existing site as the best solution. Site preparation work is expected to begin in FY 2010, with the bulk of the construction to occur in FY 2011 and FY 2012.

The Governor recommends funding of \$1.1 million in FY 2010, \$4.0 million in FY 2011, and \$4.0 million in FY 2012, and \$900,000 in FY 2013.

Newport Career and Tech. Projects – The Governor recommends \$943,362 in Rhode Island Capital Plan Fund financing for additional renovations and repairs to the Newport Career and Technical School. For Newport, projects include a roof replacement project. The current

Department of Elementary and Secondary Education

roof has multiple leaks resulting in water damage, degradation of the roof frame and insulation, and ceiling damage. There is also a potential fire hazard from water getting into the electrical system.

The Governor recommends spending \$343,362 in FY 2011 and \$300,000 each in FY 2012 and FY 2013. Following transfer of this facility to the district, further renovations are to be financed locally and partially reimbursed through the Housing Aid program.

Warwick Career and Tech. Projects – The Governor recommends \$688,036 million in Rhode Island Capital Plan Fund financing for additional renovations and repairs to the Warwick Career and Technical School. For Warwick, the projects include a roof replacement project. The current roof has multiple leaks resulting in water damage, degradation of the roof frame and insulation, and ceiling damage. There is also a potential fire hazard from water getting into the electrical system.

The Governor recommends \$258,036 in FY 2010, \$200,000 in FY 2011, and \$230,000 in FY 2012. Following transfer of this facility to the district, further renovations are to be financed locally and partially reimbursed through the Housing Aid program.

Woonsocket Career and Tech. Projects – The Governor recommends \$1.2 million in Rhode Island Capital Plan Fund financing for additional renovations and repairs to the Woonsocket Career and Technical School. For Woonsocket, the projects include funding for a roof replacement project. The current roof has multiple leaks resulting in water damage, degradation of the roof frame and insulation, and ceiling damage. There is also a potential fire hazard from water getting into the electrical system.

The Governor recommends \$475,788 in FY 2010, \$275,000 in FY 2011, \$225,000 in FY 2012, and \$200,000 in FY 2013. Following transfer of this facility to the district, further renovations are to be financed locally and partially reimbursed through the Housing Aid program.

School for the Deaf – New Construction – Following the recommendation of the Governor, the 2006 General Assembly approved Certificates of Participation (COPS) financing for the construction of a new building for the Rhode Island School for the Deaf of \$30.0 million, supplemented by \$1.2 million from the Rhode Island Capital Plan Fund. A groundbreaking was held in December 2008 for a facility that will incorporate the latest advances in special-needs design, thus providing the entire student population with an educational environment ideally suited to its special requirements. The school moved to a temporary location in Warwick for the 2009-2010 school year so that construction could proceed and students are scheduled to move into the new school in Fall 2010.

Prior to FY 2010, \$3.2 million in COPS funds and all \$1.2 million in RICAP funds have been expended for this project. For FY 2010, the Governor recommends spending \$24.3 million in COPS funds. The balance of the COPS funds, \$2.5 million, will be spent in FY 2011.

State-Owned Schools – Renovations/Repairs – The voters authorized \$15.0 million in general obligation bonds in November 2004 for the repair and renovation of the locally operated career and technical schools. The improvements consist mainly of HVAC and roofing work, but also include fire systems upgrades, ADA compliance, and repairs to doors and windows. These renovations will also place the state-owned Career and Technical schools in compliance with the State of Rhode Island Uniform Fire Code. Prior to FY 2010, \$14.8 million of issued proceeds were expended on this project,

Department of Elementary and Secondary Education

including \$3.9 million that was transferred to Providence as reimbursement for renovation work at the Hanley Career and Technical School. The Governor recommends the remaining funds, \$191,533, be spent in FY 2010.

Chariho Career and Tech. Projects – The Governor recommends \$1.6 million in Rhode Island Capital Plan Fund financing for additional renovations and repairs to the Chariho Career and Technical School. Improvements will include electrical panel replacements, overhaul of the plumbing system, parking lot repaving, and a variety of miscellaneous repairs to protect the building envelope.

Through the terms of a Memorandum of Understanding to be negotiated between the Department of Elementary and Secondary Education and the Chariho Regional School District, the District will assume ownership of the facility following completion of this project. Projected spending is as follows: \$500,000 in FY 2010, \$700,000 in FY 2011, and \$400,000 in FY 2012. These amounts are contingent on the Department and the School District reaching agreement on the School District taking the building upon completion.

ITI – Comprehensive Education Information System (CEIS) – The Governor recommends the expenditure of \$3.0 million in Certificates of Participation (COPS) funding to support the completion of the Comprehensive Education Information System (CEIS). This system has been in development for several years, and is designed to fulfill the student data reporting mandates of the federal No Child Left Behind Act (NCLB). The project, which involves a complex integration of both state and district-level data systems within a web-based Enterprise Portal Gateway Website infrastructure, is an ongoing priority of the Department.

A major component of the CEIS, the Centralized Student Information System (CSIS), has been implemented in most school districts. The

remaining components of CEIS will be addressed by this project, including construction of the Data Warehouse and the statewide directory for the Data Warehouse, the Adult Basic Education Information System, design of the Uniform Chart of Accounts, and a dry “FM-200” fire suppression system for the technology room at the Shepard’s Building. Once complete, it is expected that CEIS will provide the department with the capability of meeting all data collection requirements under state and federal law.

Prior to FY 2010, the Department expended \$2.0 million in authorized COPS financing and \$4.0 million in federal funds on CEIS development. The Governor recommends disbursement of the remaining \$1.0 million in FY 2010.

ITI – K-16 Investment – The Governor recommends Certificates of Participation financing of \$445,154 to support the acquisition of capital assets for various instructional programs that incorporate the innovative use of IT equipment. These projects include, but are not limited to, Project Inner Space and the FIRST Vex™ Challenge. Project Inner Space is a program designed to improve science teaching and learning through advanced “telepresence” technology that allows students to view underwater life via internet access. Produced by a partnership between BIF (Business Innovation Factory) and FIRST (For Inspiration and Recognition of Science and Technology) and administered through the East Bay Educational Collaborative (EBEC), Vex is a school-based instructional program in the field of robotics that culminates in statewide interscholastic competitions. Future programs include the design and construction of a STEM (Science, Technology, Engineering & Mathematics) center website and potential upgrades to interactive classrooms in Central Falls.

Prior to FY 2010, \$174,912 was spent. The Governor recommends expenditures of \$81,905 in FY 2010, \$94,169 in FY 2011, and \$94,168 in FY 2012.

Public Higher Education

Agency Responsibilities

The Board of Governors for Higher Education is responsible for the repair, renovation and improvement of fixed assets associated with the three institutions of public higher education in the State of Rhode Island. These institutions are the University of Rhode Island, Rhode Island College and the Community College of Rhode Island. More specifically, the board is responsible for upwards of 350 structures, comprising over one-third of all state-owned facilities. Buildings are located on nine campuses and total approximately 5.0 million square feet of space. Given the large number of structures and the need to maintain and modernize facilities, major emphasis is placed on asset protection of the educational infrastructure in the board's capital improvement program. While a number of projects are currently underway at the University of Rhode Island, enrollment trends at the Community College of Rhode Island necessitate expansion of the Knight Campus Facility in Warwick. Adjacent land at Rhode Island College may also be available for future expansion, if the need exists. In addition, technology requirements at the three institutions will involve modernization of data network infrastructures.

Governor's Recommendations

Higher Education System

Telecommunications Initiative - The Governor recommended a total of \$40.6 million of general obligation bonds authorized by the voters in November 1996 to develop, upgrade, and modernize the data network infrastructures across the three institutions. The project has involved the installation of manholes, conduits, cabling, hubs, bridges, wiring cabinets, and information outlets to support data, voice, video, and fiber-optic communications and is now substantially complete. The \$40.6 million project was distributed as follows: \$29.0 million at URI,

\$7.6 million at RIC, and \$4.0 million at CCRI. Total expenditures were \$39.8 million prior to FY 2010 with the balance of \$752,424 programmed in FY 2010. The remaining funds will be used by the Board of Governor's to implement certain system-wide technology enhancements.

Asset Protection - The Governor continues to support higher education facility maintenance by recommending Rhode Island Capital Plan Fund resources for asset protection through FY 2015. Asset protection funding provides needed resources for the maintenance of the hundreds of structures across the system of Public Higher Education. Total funding of \$9.5 million is available for FY 2010 projects, including carry over funding from FY 2009, and \$7.8 million in FY 2011 from the Rhode Island Capital Fund. A total of \$8.7 million will be made available in FY 2012, \$9.0 million in FY 2013, with \$9.2 million in FY 2014 and \$9.5 million in FY 2015

Information Technology Initiative (ITI) - Education Innovation Smart Classrooms - The Governor recommends \$11.7 million in Certificates of Participation and \$2.4 million in other funds to design and build a Science and Technology Education in Mathematics (STEM) Center at Rhode Island College linked to the University and Community College and open to all Rhode Island colleges and universities, SMART classrooms at the College and the University and one on each of the Community College's campuses, and initial training across institutions to support the use of technology. Projects that would qualify could support teacher professional development, innovative techniques, and teacher preparation programs supporting K-12, post secondary and adult education, and upgrades to existing science laboratories in public education institutions.

Proposals will be tracked by the PK-16 Council, the Information Systems Steering

Public Higher Education

Group, a group of K-16 mathematics and science faculty, the Governor's staff, and Office of Higher Education staff before presentation to the Postsecondary Education Executive Council, which is made up of the Commissioner of Public Higher Education and the presidents of the three public higher education institutions. Expenditures include \$6.0 million in pre-FY 2010, and \$8.2 million in FY 2010.

American Recovery and Reinvestment Act of 2009 Federal Funds - The Governor recommends \$27.3 million in federal funds to be distributed to the three schools for eligible capital projects within federal recovery act guidelines for FY 2010 and FY 2011. Expenditures will be \$16.1 in FY 2010 and \$11.2 million in FY 2011.

Community College of Rhode Island

CCRI Knight Campus Renewal - The Governor recommends \$20.3 million for renovations at the Knight Campus. The project would include lighting, painting, floors, roadways, parking, and residence repairs. Funding will be derived from a new bond referendum proposed for the November 2012 ballot. Project expenditures would commence in FY 2014, if approved by the voters.

CCRI Newport Campus Construction - The Governor recommends completion of a \$12.5 million project for a new 65,000 square foot Newport campus in the North End of Newport on 6.5 acres of excess federal naval land. This project meets both an Aquidneck Island expansion legislative mandate for general studies and a hospital health and nursing program shift from Newport Hospital due to hospital space concerns. Funding is primarily derived from a November 2000 bond authorization, with an additional \$1.5 million from the Rhode Island Capital Plan Fund. Total expenditures were

\$12.3 million in pre-FY 2010, with a balance of \$209,069 to be expended in FY 2010.

CCRI Flanagan Campus Addition - The Governor recommends \$27.8 million for a 50,000 plus square foot addition at the Lincoln Campus of CCRI, including a planetarium. The project would include faculty offices, roadways, parking, fifteen additional classrooms and bus shelters mandated by the ADA. Funding will be derived from a new bond referendum proposed for the November 2014 ballot. Project expenditures would commence in FY 2016, if approved by the voters.

CCRI Fire Code and HVAC - The Governor recommends a total of \$3.4 million for the installation of state-of-the art sprinkler systems at both the Knight Campus and the Flanagan Campus, including heating, ventilation, air work of \$1.0 million. Funding will be derived from the Rhode Island Capital Plan Fund. Total expenditures would be \$106,147 in FY 2009 and \$3.3 million in FY 2010.

CCRI Energy Conservation/Performance Contracts - The Governor recommends \$15.5 million in Certificates of Participation be authorized by the General Assembly for Energy Performance Contracts (EPC) with Energy Services Companies(ESCO), to purchase energy-saving improvements in buildings and infrastructure. Total expenditures would be \$5.0 million in FY 2011, \$5.0 million in FY 2012, and \$5.5 million in FY 2013. Debt service on the new debt issuances would be covered by the savings from energy-related expenditures.

Rhode Island College

RIC Modernization and Rehabilitation of Academic Buildings - The Governor recommends \$46.3 million for a two-phase modernization and rehabilitation of four major academic buildings at Rhode Island College: Adams Library (103,178 sq. ft.), Craig Lee

Public Higher Education

Hall (80,352 sq. ft.), Clark Science Hall (43,126 sq. ft.), and Henry Barnard School (81,433 sq. ft.). Modernization includes installation of single pane window walls, elevators, and restrooms as well as enhancements of classrooms and staff offices, asbestos removal, power washing and the sealing of brick and slate walls. Funding would be from two proposed new general obligation bond referenda in November 2012 for \$24.8 million and in November 2014 for \$21.5 million, with expenditures of \$8.3 million in FY 2014, \$8.8 million in FY 2015, and \$29.2 million in post-FY 2015.

RIC Infrastructure Modernization – The Governor recommends \$11.2 million to improve the College steam lines, water lines and electrical distribution systems. Funding will be derived from \$275,000 in college funds and a new bond referendum for \$10.9 million proposed for the November 2010 ballot. If approved, funding would be made available to the College beginning in FY 2012.

RIC Alternative Entrance & Master Plan Site Improvements Phase II – The Governor recommends \$9.1 million to improve the Hennessey Street alternative entrance to the College for vehicles and delivery trucks and to renovate an existing building on the site. A total of \$600,000 from the Rhode Island Capital Plan Fund was made available in FY 2009 to fund the purchase of land near the campus entrance. An additional \$8.5 million is proposed from the Rhode Island Capital Plan Fund in FY 2014 for the actual construction and site improvements.

DCYF Facilities Renovation (Phase III) – The Governor recommends \$7.8 million for continued facility renovations on the east campus of RIC. Emphasis will be on adding a day care program, improving the landscape, and improving roadway alignment to continue the successful pedestrian mall theme through lighted

and landscaped walkways and realignment of parking areas. The project will be financed from the general obligation bond approved in November 2006 as follows: \$6.34 million in pre-FY 2010, and \$1.5 million in FY 2010.

RIC New Residence Hall Construction – The Governor recommends the completion of a \$30.0 million project to construct a new residence hall to meet on-campus demand for student housing. This project has provided an additional 180-bed capacity to the current 830 student capacity among the five existing residence halls. Financing from issued general obligation bonds authorized by voters in November 2004 is as follows: \$29.9 million in pre-FY 2010 and \$149,863 in FY 2010 to complete the project.

RIC Art Center Facility Renovation – The Governor recommends \$18.8 million to renovate the existing 34,000 sq. ft. Arts Center and to construct a 6,000 sq. ft. wrap around addition, which will include: faculty offices, classrooms, studios (i.e. printmaking, metals, ceramics, photography, sculpture, etc.), workshop areas, slide library, photography lab, computer lab and multipurpose presentation areas. Funding will be derived from a new \$17.0 million bond referendum proposed for the November 2010 ballot and \$1.8 million from the Rhode Island Capital Plan Fund, combined with \$20,000 in college funding, for initial architectural and design work.

RIC Nursing Health and Life Sciences – The Governor recommends \$175,000 in College funds for planning and initial design work for a new Nursing Health and Life Sciences facility on the Rhode Island College campus.

RIC Recreation Center Modernization – The Governor recommends \$11.4 million to modernize the recreation center, including pool, track, gym facilities, classrooms, and infrastructure. Financing will be from \$75,000

Public Higher Education

of other funds and \$11.3 million of RIHEBC revenue bonds in FY 2011, the financing for which was approved by the General Assembly in the 2009 session.

University of Rhode Island

URI College of Pharmacy New Building – The Governor recommends \$80.2 million, of which \$65 million was approved in a November 2006 bond referendum, for a new 120,000 to 150,000 sq. ft. College of Pharmacy Building. Changes in pharmaceutical research to involve computer technologies require more space that is sufficient, amenable to faculty recruitment, and comparative to other institutions. The present building is 38 years old and 65,000 sq. ft. The planning was financed from private funds, as part of a \$10.2 million commitment. Federal funding of \$5.0 million, from a competitive grant under the Federal Stimulus program, has been applied for. Expenditures include: \$10.5 million in pre-FY 2010 \$23.6 million in FY 2010, \$29.4 million in FY 2011, and \$16.6 million in FY 2012.

Nursing & Associated Health Building – The Governor recommends a total of \$51.1 million, of which \$3.1 million is from the Rhode Island Capital Plan Fund, for the construction of a new Nursing and Associated Health Building at for the Higher Education system. The facility would accommodate college teaching laboratories and classrooms, research space, faculty and administrative offices, clinical practice areas and outreach programs. Of the total proposed funding, \$48.0 million would be derived from a bond referendum to be placed on the ballot in November 2012. If approved, funding would be made available beginning in FY 2014. The Governor recommends \$3.1 million in RICAP funding, with \$300,000 in FY 2010, \$1.0 million in FY 2012 and \$1.8 million in FY 2013 for preliminary design work on the facility. The Board of Governors is

exploring options for a system-wide facility, potentially located in the developing life sciences district in Providence.

URI New Chemistry Building – The Governor recommends \$4.8 million from the Rhode Island Capital Plan Fund to study and to plan a new Department of Chemistry building, with teaching laboratories and classrooms, research laboratories, and faculty and administrative offices. High quality facilities will also allow the University to pursue alternate streams of revenue through contract and grant work. The balance of funding for the project, \$61.0 million, will be derived from a new bond referendum proposed for the November 2010 ballot. Expenditures will include \$1.3 million in FY 2010, \$3.5 million in FY 2011, \$4.5 million in FY 2012, \$16.9 million in FY 2013, and \$39.5 million in FY 2014.

Ranger Hall Rehabilitation – The Governor recommends \$4.64 million for this project, which involves the complete rehabilitation and restoration of Ranger Hall, a 36,000 square foot, four-story granite block laboratory constructed in 1913. The primary goal of the project is to provide a new 20-year life for the building envelope. A total of \$3.64 million in general obligation bonds have been issued for this project, with \$1.0 million in private funding.

Lippitt Hall Rehabilitation – The Governor recommends \$9.5 million for the renovation and modernization of Lippitt Hall. The rehabilitation would include replacement of windows, roofing, and exterior and interior renovations. Financing would be from \$2.3 million of issued general obligation bond proceeds, \$6.2 million from the Rhode Island Capital Plan Fund, and \$1.0 million of university funds.

Residence Halls Modernization/Renovations – The Governor recommends \$65.3 million to provide for a comprehensive capital program

Public Higher Education

for the rehabilitation of the residence halls at the University of Rhode Island. With the completion of a consultant's report, a plan has been developed for the modernization of the student residence halls. The project calls for the renovation of Adams Hall first, followed by Browning, Barlow, Bressler, Weldin, and Butterfield. These buildings would be renovated and reconfigured to serve as a freshman village complex. The Roger Williams Complex would be the next phase of the project. The plan anticipates that Coddington and Burnside Halls would be phased out as residence halls and either converted for academic purposes or demolished. The final step would be the renovation of Peck, Merrow, Hutchinson, and Tucker Halls in the out years of this capital plan. The plan will be financed with \$21.0 million of RIHEBC bonds and capitalized interest, \$2.2 million of University Funds, and \$22.0 million of general obligation bonds approved on the November 2000 ballot and \$20.0 million approved on the November 2004 ballot. Total expenditures include \$63.9 million prior to FY 2010 and \$1.4 million in FY 2010.

Rodos Hellenic Center – The Governor recommends \$4.2 million to fund the construction of a Rodos Building for Hellenic Studies, a two-story building with 12,000 square feet consisting of a classroom, lecture hall, offices, library, storage area, chapel, and exhibit space in FY 2009 through FY 2010. A second phase would include an open-air classical Greek amphitheater. This new facility would house the Center for Humanities. The project will be financed entirely with third party (the Hellenic Society “Paideia”) private funding.

URI Environmental Biotechnology Center – The Governor recommends \$64.4 million to add 87,700 square feet of office space, classrooms, and laboratory space at the Kingston Campus for several biological departments. The current structure would be

improved and expanded to include a new addition above the current roof. Funding would be derived primarily from a general obligation bond approved on the November 2004 ballot. Total expenditures would be \$5.6 million from the Rhode Island Capital Plan Fund, \$1.9 million of private funds, \$5.0 million of other funds, and issued general obligation bond funds of \$50.0 million in pre-FY 2010.

West Kingston Superfund Site Remediation – The Governor recommends \$3.8 million to fund the University's share of a planning task force. The plan will design a required landfill cap on private and University land to secure the Superfund site at the West Kingston Municipal Landfill and URI Disposal Area, as required by the Department of Environmental Management and the Environmental Protection Agency. Funding of \$3.7 million from the Rhode Island Capital Plan Fund was expended in pre-FY 2010 with \$46,911 recommended in FY 2010.

URI International Engineering Program Expansion – The Governor recommends \$2.9 million to create 40 more beds for the International Engineering Program's academic residential program. This funding will call for the University to lease/purchase the Chi Phi Fraternity on College Road over ten years. Expenditures to date include \$932,000 of private funds, \$70,000 of University funds, and \$800,000 of a bank loan. Additional expenditures of \$1.1 million from a bank loan and university funds are planned for FY 2010. The Chi Phi Fraternity will relocate.

URI Pell Library Rehabilitation– The Governor recommends \$15.7 million to add 25,000 sq. ft. to the current 14,000 sq. ft. structure. Advanced telecommunication and video systems will be installed and improvements in computer technology, overall building ventilation, and classroom and document storage utilization are required. The project will be financed from \$14.0 million of general

Public Higher Education

obligation bonds approved in the November 2004 ballot, \$1.0 million of federal funds, \$421,773 of private funding, and \$298,676 from University funding. Total expenditures were \$13.8 million in pre-FY 2010, with \$1.9 million in FY 2010.

URI Tyler Hall Renovation - The Governor recommends \$4.0 million in RIHEBC bonds and University funds to fund purchase and removal of a former fraternity building adjacent to Tyler Hall and its renovation for information technology usage. Total expenditures were \$3.37 million in pre-FY 2010 with \$663,423 recommended in FY 2010.

URI Student Athlete Development Center - The Governor recommends \$3.4 million in private funds and \$4.0 million in RIHEBC bonds to plan and to construct a 10,800 square foot facility for athletic training, rehabilitation, support, and performance between Tootell Center and Keaney Gym, including a glass enclosed passageway from the campus to the athletic fields. A renovation of 7,400 square feet of the two buildings will provide sports medicine facilities and offices, classrooms, and a computer laboratory. The project will commence with \$1.1 million in FY 2010, \$2.0 million in FY 2011, and \$4.3 million in FY 2012.

URI Fire Protection/Sprinkler Systems - The Governor recommends \$14.6 million to upgrade and install new fire protection sprinkler systems in all university buildings, not renovated in the next five years. Funding will be from RIHEBC revenue bonds. Projects will span FY 2012 through FY 2014: \$4.9 million in FY 2012, \$6.1 million in FY 2013, \$3.7 million in FY 2014.

URI Fire Protection Auxiliary Enterprise Buildings - The Governor recommends \$18.1 million to upgrade and install new fire protection systems in all university auxiliary

enterprise buildings in the next five years. Funding will be from RIHEBC revenue bonds. Projects will span FY 2009 through FY 2014: \$391,490 in pre-FY 2010, \$3.5 million in FY 2010, \$7.6 million in FY 2011, \$4.3 million in FY 2012, \$1.7 million in FY 2013, and \$559,941 in FY 2014.

URI Energy Conservation / Performance Contracting Phase I - The Governor recommends \$18.3 million for an Energy Performance Contract (EPC) with an Energy Services Company (ESCO) to purchase energy-saving improvements in buildings and infrastructure. This includes improvements to existing equipment, with a guarantee of energy savings from the installed retrofit measures. Certificates of Participation, as well as interest earnings, include \$10.0 million in pre-FY 2010, and \$8.3 million in FY 2010.

URI Energy Conservation / Performance Contracting Phase II - The Governor recommends \$12.6 million for an Energy Performance Contract (EPC) with an Energy Services Company (ESCO) to continue energy-saving improvements in buildings and infrastructure. Additional existing equipment will be targeted for energy savings. Certificates of Participation funding would provide \$7.1 million in FY 2011 and \$5.5 million in FY 2012. Savings in energy expenditures will offset the debt service on the debt financing.

URI Energy Conservation / Performance Contracting Phase III - The Governor recommends \$12.4 million for an Energy Performance Contract (EPC) with an Energy Services Company (ESCO) to purchase energy-saving improvements in buildings and infrastructure. New equipment will be targeted for energy savings, such as water usage monitoring. Federal Stimulus funding of \$4.4 million in FY 2011 \$4.0 million in FY 2012 and \$4.0 million in FY 2013 has been applied for by the University.

Public Higher Education

URI Biological Resources Laboratory - The Governor recommends \$15.0 million in federal stimulus funding, which the University of Rhode Island has applied for, to construct a state of the art small lab animal 17,000 square foot facility to centralize and replace older facilities. It will be constructed underground in the North District and be connected to the new College of Pharmacy Building. It will have redundant energy systems and share some space with the Pharmacy complex. Expenditures, pending approval, will include \$1.7 million in FY 2010, \$4.2 million in FY 2012, and \$9.0 million in FY 2013.

URI MERL Lab Renovation - The Governor recommends \$5.0 million of federal stimulus funding, which the University has applied for, to renovate the Marine Ecosystem Research Laboratory (MERL) at the Graduate School of Oceanography, the first in the U.S., comprises a 6,100 square foot laboratory and an outdoor seawater analysis testing facility with 14 cylindrical water tanks, service deck, and bridge crane. Issues are safety for deck and tanks, pump system upgrades, HVAC upgrade in laboratory, computer cluster hosting for laboratory, and structures to provide better and more flexible access to the tanks. Expenditures, pending federal approval, will be \$1.07 million in FY 2010 and \$3.93 million in FY 2011.

URI International Center - The Governor recommends \$5.7 million to construct a three-story, approximately 6,000 sq. ft. building to be connected to the Multicultural Center on the Kingston Campus for the creation of an International Center. The project includes support space and creates a lobby and patio space adjacent to the buildings. The project will be funded through private funding from FY 2012 through FY 2014.

URI Public Safety Building - The Governor recommends \$3.9 million in RIHEBC bonds to upgrade current Public Safety facilities, located

in three separate buildings, two of which are converted residential houses. New facilities are needed by design and construction to be suitable for a new public safety building for housing all of the campus police, parking, risk management, and safety compliance office requirements of the University. Expenditures will include \$993,554 in FY 2011 and \$2.9 million in FY 2012.

URI Fine Arts Renovation - The Governor recommends \$400,000 from the University's Asset Protection funding provided from the Rhode Island Capital Plan Fund to plan for renovations and enhancement of the 120,720 sq. foot Fine Arts Center of the Kingston Campus, which serves the University's programs in the musical, theatrical, visual and graphic arts. The project requires replacement, reconfiguration and enhancements to the performance and studio facilities within the building. The project will start with \$400,000 expended in FY 2011 for preliminary design work. Pending the outcome of this planning phase, a decision on how to finance the renovation or new construction is deferred.

URI Engineering Quad - The Governor recommends \$400,000 composed of \$100,000 of private funds and \$300,000 from the University's Asset Protection funding provided by the Rhode Island Capital Plan fund to study, in FY 2011, the renovation and addition to Bliss Hall and other buildings housing the college of engineering.

URI College of Engineering - The Governor recommends a \$77.8 million G.O. bond referenda be placed on the November 2014 ballot to fund the renovation of four buildings of the URI Engineering Quadrangle (Crawford, Gilbreth, Kelly, and Wales) and add an addition to Bliss Hall. If approved, this funding would be available post-FY 2015 and solidify the structures as well as provide modernization of laboratories.

Public Higher Education

URI North District Infrastructure - The Governor recommends \$10.2 million of RIHEBC bonds to purchase utility connections, drainage systems, walkways, parking areas, landscaping, telephone data, security systems, laboratory equipment, furniture, and fixtures. Major utilities are high voltage electricity, stream/water, sewer, and gas services. Expenditures include \$215,221 in pre-FY 2010, \$2.0 million in FY 2010, and \$8.0 million in FY 2011.

URI New Residence Hall Terrace - The Governor recommends \$43.7 million in RIHEBC bonds to deconstruct the small Terrace apartment residences and construct a four story 350 bed residence hall. Expenditures include \$257,163 in pre-FY 2010, \$656,837 in FY 2010, \$25.5 million in FY 2011, and \$17.3 million in FY 2012

URI Roger Williams Commons Wellness Center - The Governor recommends \$5.9 million in private funding and university funds from FY 2010 through FY 2012 to renovate the second floor and possibly the first floor, currently housing the residential life unit, of the Roger Williams Commons for a wellness center.

URI Repaving and Road Construction - The Governor recommends \$15.2 million in RIHEBC funds from FY 2010 to FY 2011 to repave and construct a new roadway extension from Plains Road north to developed property, including access to fraternity circle and further north to undeveloped land for the future research and technology park, with anticipated residential property acquisition.

URI Utility Infrastructure Upgrade and Replacement - The Governor recommends upgrades and replacements of water and steam for the main campus and electrical upgrades for integration with the new north campus system

with \$10.0 million of RIHEBC funding in FY 2011 through FY 2012.

URI Utility Infrastructure Upgrade and Replacement II - The Governor recommends a second phase of water, steam, and electrical replacement to first complete the new north campus then finalize the systems on the main campus with advanced compliance storm water management objectives along with water and sanitary system needs. This project would occur in FY 2013 through FY 2015 with \$10.0 million of RIHEBC funding.

URI Facilities Services Sector Upgrade - The Governor recommends making significant improvements to the northwest corner of University property housing the services sector. They will include essential new proper drainage for White Horn Brook, warehousing for maintenance, equipment, and supplies, automotive garaging for maintenance, lands and grounds storage, and some parking areas. This project would occur in FY 2011 through FY 2013 with \$7.7 million of RIHEBC funding.

Rhode Island Atomic Energy Commission

Agency Responsibilities

The Rhode Island Atomic Energy Commission operates the Rhode Island Nuclear Science Center (RINSC) for the purposes of research, education and training, and for matters relating to the health, welfare, and economy of the people of Rhode Island. The RINSC is located on the Narragansett Bay Campus of the University of Rhode Island.

Governor's Recommendations

Rhode Island Atomic Energy Asset Protection – The Governor recommends \$50,000 per year from FY 2010 through FY 2014 from the Rhode Island Capital Plan Fund to fund various asset protection projects at the Nuclear Science Center. FY 2010 financing is for laboratory wing renovation, including asbestos abatement. FY 2011 financing will fund additional parking resurfacing and landscaping.

Historical Preservation and Heritage Commission

Agency Responsibilities

The Rhode Island Historical Preservation and Heritage Commission (HPHC) is responsible for the protection and preservation of historic buildings, districts and archaeological sites in Rhode Island. The HPHC's current capital projects are a grant program for financing restoration of museums and cultural centers of historical importance and assistance in the financing of the Heritage Harbor Museum.

Governor's Recommendations

Heritage Harbor Museum - The Governor recommends \$2.0 million in issued general obligation bonds in FY 2010 and \$1.0 million in issued funds and \$1.2 million in unissued bond funds in FY 2011 for the Heritage Harbor Museum project. This funding is contingent on the developer restarting the Dynamo House project. If the project does not restart, then no funding beyond the \$297,425 already spent this year will be spent in FY 2010 and no funds will be spent in FY 2011.

Project authorization totaling \$5.0 million was approved by the voters in November 2002. The total project cost is expected to be \$14.0 million, with the rest of the funds coming from donations from individuals, corporations, and foundations, as well as tax credits and other sources. Prior to FY 2010, \$811,400 in bond funds have been expended on this project, mainly for conceptual design and analysis costs and the development of a master plan. The HPHC disburses bond funds for approved project costs via an agreement between the Commission and the Museum organization. In addition, \$2.9 million in other funds has been spent.

Exhibits on themes such as Rhode Island's contribution to American history and the role of Narragansett Bay in the state's history will occupy some of the available museum space.

The remaining space will be dedicated to traveling exhibits, including exhibits offered through the Smithsonian Institution Traveling Exhibit Services (SITES), which leases traveling exhibits with a wide range of themes.

The larger project that the Heritage Harbor Museum is a part of, now called the Dynamo House, was to be converted to shops, offices, and a hotel by Struever Bros., Eccles and Rouse, Inc (SBER). The firm intended to utilize historic structure tax credits for most of the refurbishment. However, in February 2009 SBER halted work on the building. Subsequently it was revealed that SBER had previously stopped paying its subcontractors resulting in liens totaling between \$5 and \$10 million dollars on the building. Citi, the primary lender for the project, also stopped providing money to the project and is currently re-evaluating their participation.

Regardless of whether SBER remains on the project or not, if work does not resume on the building no state bond money will be spent until the issues surrounding the project are resolved and actual construction work resumes.

Museums and Cultural Art Centers - The Governor recommends the use of \$40,926 in general obligation bonds in FY 2010 to complete the statewide grant program to non-profits, state, or local agencies for capital preservation of museums and cultural art centers that are located in historic structures and open to the public. No further funding is recommended at this time.

Prior to FY 2010, virtually the entire \$6.0 million in issued proceeds authorized under both Chapter 65 of 2002 (\$3.0 million) and Chapter 595 of 2004 (\$3.0 million) were utilized. The grants, depending on size, are matched 50-100 percent by the recipient and include improvements to historical façades, rehabilitation of performing art venues,

Historical Preservation and Heritage Commission

refurbishment of historical homes open to the public, and preservation of armories, lighthouses, and historic windmills.

This page was intentionally left blank.

Public Safety

**Attorney General
Department of Corrections
Judicial
Military Staff
Public Safety**

Attorney General

Agency Responsibilities

The Attorney General is established under the Rhode Island Constitution as one of the five general officers subject to election by the voters. As the state's central legal agency, the Attorney General is responsible for the prosecution of all felony criminal cases, misdemeanor appeals, and misdemeanor cases brought by state law enforcement action in the various district courts.

P.L. 2002 Ch. 65- issued and \$750,000 from the Rhode Island Capital Plan Fund in FY 2013.

Governor's Recommendations

Building Renovations and Repairs - In December of 1995, the State of Rhode Island acquired the office building located at 150 South Main Street in Providence to serve as the main office for the Department of the Attorney General. The department has identified the following areas that are in need of repairs: parapet flashing and masonry repair on the roof, cast iron pipe and drainage replacement, new windows and interior renovations throughout the building, transformer and air handler replacements, and the renovation of elevators. The Governor recommends \$2.0 million from the Rhode Island Capital Plan Fund from FY 2010 to FY 2015. Prior to FY 2010, \$745,999 from the Rhode Island Capital Plan Fund had been expended for this project.

Automated Fingerprint Identification System (AFIS) - Rhode Island has implemented Automated Fingerprint Information System technology as a data-sharing system with Connecticut. While this arrangement has proved to be worthwhile as an initial step in being able to transmit data to and from the FBI, it has become necessary for Rhode Island to obtain its own technology as an independent system in order to accommodate differences between Connecticut and Rhode Island laws and facilitate the process of conducting background checks. The Governor recommends a total of \$750,000 for the upgrade of the AFIS technology. This total consists of \$30,254 from

Department of Corrections

Agency Responsibilities

The Department of Corrections is responsible for the provision of safe, secure, and humane control of offenders. The department's facilities are located at the Pastore Center in Cranston and include administrative buildings and seven institutions (High Security, Maximum Security, Moran Medium Security, Price Medium Security, Minimum Security, the Women's Division, and the Intake Services Center), collectively known as the Adult Correctional Institutions (ACI). All of the facilities are maintained through the Department of Corrections' capital improvement program. Major capital projects include the construction or expansion of new or replacement of secure and program support facilities; the acquisition of new or replacement support systems such as fencing, alarm systems, and security cameras; and electrical and HVAC upgrades, roof and window replacements, interior and exterior renovations, and parking lot and road repairs.

Governor's Recommendations

All of the projects recommended by the Governor in FY 2011 through FY 2015 will be financed from the Rhode Island Capital Plan Fund. The Reintegration Center was ninety percent federally funded from the Violent Offender Incarceration-Truth in Sentencing (VOI-TIS) program. Sixteen projects will be financed in a single Asset Protection line item, while the remaining projects remain separate.

Repair, Renovation, and Equipment Replacement Projects

Corrections Asset Protection - The Governor recommends a total of \$18.1 million from the Rhode Island Capital Plan Fund in FY 2010-FY 2015 for a variety of general repair and maintenance, safety and security, and facility enhancement projects that will preserve the correctional system's existing physical assets.

Pre-FY 2010 expenditures total \$4.0 million; \$3.1 million is scheduled for FY 2010, \$2.5 million is scheduled each for FY 2011 and FY 2012, \$3.5 million is scheduled each for FY 2013 and FY 2014, and \$3.0 million is scheduled for FY 2015. The project's single appropriation is designed to provide the department with maximum flexibility in the selection and timing of its various projects.

The following projects are under way or are under consideration by the Department for funding under Asset Protection:

- **Complex-Wide Facilities Capital Projects** – The Department estimates expenditure for miscellaneous smaller scale work of an immediate nature where repairs are required within the year or are important in maintaining the current operation of various facilities. Typical past repair projects have included air handling unit repairs, drain installations, and roof replacement. Projects underway include Sallyport expansion at the Intake Service Center, masonry work at the Central Distribution Center, digital television conversion, branch circuitry upgrades at the Women's Facilities, chiller replacement in the Central Distribution Center, new public address systems in all facilities, and laundry system replacements/improvements.
- **Security Camera Installation** - The Department estimates expenditures of \$2.9 million, \$1.0 million in FY 2010, \$200,000 in FY 2011, and the rest in later years for the installation of surveillance cameras in and around the Intake Service Center, High Security, Medium II-Price, and Minimum Security.
- **Fire Code Safety Improvements** – The Department estimates \$1.8 million, \$200,000 in FY 2011, and the remainder in FY 2012-FY 2018, for fire alarms, fire doors and partitions, electrical circuitry

Department of Corrections

work, and other improvements at all facilities, as newly mandated by the State Fire Marshall, as well as anticipated further changes. Completed work includes Women's, Minimum, Maximum, Intake and Admin. Price requisitions have been awarded or submitted.

- Elevator Upgrades - The Department estimates \$75,000 in FY 2010 to complete upgrades to elevators at four facilities (Women's Dix and McDonalds, Bernadette and Intake Center-South) to comply with fire code requirements.
- Heating and Temperature Control Renovations - The Department estimates \$1.25 million, \$94,420 in FY 2010, \$105,580 in FY 2011, and \$150,000 in FY 2012 and thereafter, to repair or replace control systems in all facilities.
- Intake Infrastructure - The Department estimates \$400,000 in FY 2011 and \$400,000 in FY 2012 to repair a sinkhole and \$700,000 in FY 2012-FY 2014 to replace the south face siding and roof.
- Medium Moran-HVAC & mechanical Renovations - The Department estimates \$2.5 million in FY 2013-FY 2015 to replace heat exchangers, heat pumps, HVAC coils, chiller units and support equipment. Design work has been completed.
- Administration A & B HVAC - The Department estimates \$900,000 in FY 2011-FY 2015 to renovate the heating and air conditioning systems in order to provide a more energy efficient operation.
- Pastore Center Road & Parking Lot Repavement - The Department estimates \$500,000 in FY 2012-FY 2014 for potential improvements to Howard Avenue and the entrance to Route 2.

- Security System Replacement - The Department estimates \$625,000 each in FY 2011-FY 2018 to replace cameras and all secure facilities, including exterior systems.
- Maintenance Garage - The Department estimates \$475,000 in FY 2010 to complete utility installation work on the almost complete facility.

Further projects suggested but not finalized for expenditure under this category include: Bernadette Guay HVAC; Roof Replacement-Medium Security (Moran); High Security Interior Renovations; maximum security-Tower One Stairs Renovation, Emergency Generator, and AC Building #4; and Minimum - Electrical Upgrades, Windows, and Water System, Roof and Infrastructure Improvements.

General Renovations - Maximum - The Governor recommends expenditures of \$450,105 to complete this project in FY 2010. Pre-FY 2009 expenditures total \$1.4 million. The Governor also recommends additional funding from Asset Protection funds of \$424,303 for electrical upgrades and \$174,195 for the Segregation recreation yard. Renovations to the Maximum Security facility include replacement of the building's electrical and distribution systems, installation of a new emergency generator, and renovations to the arsenal/armory area.

Roof, Masonry, and General Renovations - Women's Facility - \$2.9 million has been spent for this project, which includes roof replacement; installation of a new gutter system; and replacement of water-damaged ceilings, interior walls and aged electrical systems. Additionally, this project will include repointing of all exterior masonry. The Governor recommends expenditure of \$705,000 in FY 2010, \$795,000 in FY 2011, and \$336,430 in FY 2012 to complete the project.

Department of Corrections

In addition, as part of a proposal to relocate female inmates from the Dix and Gloria McDonald facilities, described further below, the Governor recommends \$963,363 in FY 2010 and \$1.6 million in FY 2011 to funds renovations of the Dix facility for re-use as office space. Staff from Probation and Parole, Education Unit, and Tactical Team personnel from the Bernadette Guay building will move to this newly renovated space.

Plumbing/Bath Renovations - Women's - The Governor recommends expenditures of \$1.7 million, with \$413,402 in pre-FY 2010, \$650,000 in FY 2010, \$655,400 in FY 2011 and \$410,800 in FY 2012 for renovations to the bath and shower facilities in the Dix and Gloria McDonald buildings and renovation of the disciplinary wing to include electrical and plumbing repairs.

Roof and Infrastructure Improvements - Bernadette Guay Building (Work Release) - The Governor recommends total expenditures of \$788,076 for this project, of which pre-FY 2010 expenditures total \$360,809. A total of \$427,267 is recommended for FY 2010, to complete renovations and repairs planned for this facility include roof and window replacement, plumbing repairs, and parking area repavement. Formerly included heating and air conditioning repairs of \$1.3 million will be considered under Asset Protection.

Minimum - Kitchen Expansion - The Governor recommends total expenditures of \$4.5 million, including \$325,000 in FY 2011, \$3.0 million in FY 2012, and \$1.2 million in FY 2013 to expand the current kitchen facility and install new equipment. This project will increase the current 500-seat capacity of the kitchen and replace equipment in disrepair.

Medium Infrastructure - The Governor recommends \$6.2 million in FY 2013-FY 2015 to expand the showers, laundry, kitchen and dining areas to accommodate an increase in the

inmate population housed at the Medium-Moran facility.

Intake Service Center - Exterior Envelope/HVAC Restoration - The Governor recommends expenditure of \$5.5 million in FY 2011-FY 2013, \$100,000 in FY 2011, \$1.4 million in FY 2012, and \$4.0 million in FY 2013, for this project to restore the exterior façade of the center, including patching, joint sealing, and resealing brick veneers, as well as to replace all windows and casements damaged by water. Combined with this project is the renovation of the HVAC system, including new chillers, cooling tower, and tubing, and the replacement of heat exchangers, hot water equipment, and circulating pumps.

Construction, Relocation and Expansion Projects

Reintegration Center/New Women's Facility - A total of \$16.979 million has been spent pre-FY 2010 on the construction of a Reintegration Center, including \$12.4 million in federal (VOI-TIS) funds and \$4.63 million from the Rhode Island Capital Plan Fund. The department originally intended to use the 175-bed facility as a reintegration center for discharge planning for maximum and medium security inmates nearing release. The Governor recommends expenditure of \$439,118 for remaining arbitration costs arising from the project.

Severe financial constraints facing the State of Rhode Island have prevented funding of up to \$10.9 million per year in payroll, contract, and operating costs for personnel and program services from being provide to the Department to make sue of this newly renovated facility. As part of this year's capital budget, the Governor recommends converting this now vacant building to a new women's facility, in order to address deficiencies in program space, segregation concerns, and security issues in the current Dix and McDonald facilities. To

Department of Corrections

accommodate this new use, the Governor recommends expenditure of \$1.2 million for bathroom, bathing area, and cell modifications, alleviation of privacy concerns, as well as furniture and other equipment. The building capacity is sufficient to house the 168 female inmates currently housed at Dix and McDonald Facilities. Because additional program space will be required, the Governor also recommends the use of the neighboring Bernadette Guay building to house Women's Facilities programs and activities.

Judicial

Agency Responsibilities

Rhode Island has a unified court system composed of six statewide courts. The Supreme Court is the court of review, the Superior Court is the general trial court, and the Family, District, Traffic Tribunal and Worker's Compensation Courts are trial courts of special jurisdiction. The Traffic Tribunal was created during the 1999 legislative session to replace the Administrative Adjudication Court

The Rhode Island court system is state-operated, except for the probate courts, which are the responsibility of cities and towns, and the municipal courts, which are local courts of limited jurisdiction. The Chief Justice of the Supreme Court is the executive head of the Rhode Island court system. Each court has responsibility over its own operations and has a chief judge, who appoints an administrator to handle internal court management. The Chief Judge of the District Court serves as the Chief Judge of the Traffic Tribunal.

The Judicial Department has maintenance and repair responsibility for six court buildings located in various parts of Rhode Island.

Governor's Recommendations

Judicial Complexes HVAC Repairs - The Governor recommends expenditures of \$4.8 million to restore or replace and clean HVAC systems, as necessary, at the Licht, Garrahy, and Murray Courthouses. Prior to FY 2005, the Department of Administration had responsibility for the supervision and maintenance of all courthouse buildings. In FY 2005, the General Assembly transferred this responsibility to the Judiciary. The amounts recommended by year are as follows: Pre-FY 2010 - \$1.9 million; FY 2010 through FY 2011- \$300,000 annually; FY 2012 - \$500,000; FY 2013 - \$550,000; FY 2014 - \$600,000; and FY 2015 - \$700,000. These projects are to be

financed from the Rhode Island Capital Plan Fund.

Asset Protection - The Governor recommends expenditures of \$4.6 million from the Rhode Island Capital Plan Fund for asset protection projects at various courthouses. The 2006 General Assembly reclassified numerous projects in the Judiciary as Asset Protection with the intent of more accurately reflecting the nature of the projects and allowing for greater flexibility in prioritizing projects. The Judiciary's asset protection project list includes security upgrades, courtroom restorations, restroom renovations, interior refurbishments to public areas and office space, elevator upgrades, and exterior courthouse refurbishments. The amounts recommended by year are as follows: Pre-FY 2010 - \$975,534; FY 2010 - \$529,466; FY 2011 - \$550,000; FY 2012 - \$600,000; FY 2013 - \$625,000; and FY 2014 through FY 2015 - \$650,000 per year. The renovations are to be financed from the Rhode Island Capital Plan Fund.

Judicial Technology Improvements - The Governor recommends \$13.9 million from Certificates of Participation for technology improvements. This financing was authorized by the General Assembly in the FY 2007 appropriations act and will be used for maintenance costs and Justice Link technology initiatives. The amounts recommended by year are as follows: Pre-FY 2010 - \$8.1 million; FY 2010 - \$1.7 million; FY 2011 - \$1.9; and FY 2012 - \$2.3 million.

Licht Judicial Complex Restoration - The Governor recommends expenditures of \$4.0 million from the Rhode Island Capital Plan Fund for restoration and renovation of the Licht Judicial complex. These funds will be used to repair decaying plaster; replace or renovate courtroom benches; replace carpeting; and repaint the courthouse interior. The amounts recommended by year are as follows: FY 2013

Judicial

- \$500,000; FY 2014 - \$2.0 million; and FY 2015 - \$1.5 million.

Law Library Restoration - The Governor recommends expenditures of \$228,198 from restricted receipt funds for the restoration of the State Law Library at the Licht Judicial Complex. This is funded through a Champlin Foundation grant and will be used to restore, repair and preserve decayed plaster and wood trim, prepare the plaster walls and ceilings for painting, and paint the law library, periodical room, and connector hallway.

Military Staff

Agency Responsibilities

The Adjutant General is responsible for thirteen armories, four aviation support facilities, two training camps, and six logistical sites. The armories include the Armory of Mounted Commands and the Benefit Street Arsenal, both located in Providence, and eleven other armories located in Bristol, Warren, Middletown, North Smithfield, East Greenwich (4), Warwick, and Cranston (2). In general, the armories are operated and fully maintained with state funds. The exceptions are the Warwick and East Greenwich armories, which are maintained with 75 percent federal funds and 25 percent general revenues.

The four aviation support facilities are located at Quonset Point (2), Coventry and North Smithfield. Quonset Point houses two facilities, one operated by the Army National Guard (Quonset Armory) and one by the Air National Guard. These facilities serve as maintenance facilities, unit headquarters, meeting places, and equipment/personal effects storage areas for Army Guard and Air Guard units. These facilities are maintained with 75 percent federal funds and 25 percent general revenues.

The Military Staff operates two training camps, Camp Varnum and Camp Fogarty. These facilities include physical fitness equipment, an obstacle course, and firearms training. Camp Varnum also houses the Rhode Island Military Academy. The training camps are maintained with federal funds.

The National Guard operates six logistical sites including three Army Organizational Maintenance Shops (OMS); the U.S. Property and Fiscal Office located adjacent to the Armory of Mounted Commands; an Aviation Support Facility at Quonset Point; and a Combined Support Maintenance Shop (CSMS) in Smithfield. These facilities are maintained with

75 percent federal funds and 25 percent general revenues.

Of the Guard facilities, four were built before World War I, with the oldest, the Benefit Street Arsenal, built in 1843. Two, including the Armory of Mounted Commands, date from 1925 and five more are of World War II vintage, including the hangars at the Quonset Point Air Station. Ten date from the fifties and early sixties, including the substantially rehabilitated Coventry Air Guard Station.

The Command Readiness Center, located in Cranston, houses the National Guard and RI Emergency Management (RIEMA) headquarters. Emergency Management had been located in the sub-basement of the State House until FY 1997 when the agency was merged with the Military Staff. The Command Readiness Center houses all functions of Emergency Management with the exception of the radiology shop and part of the communications shop, which remain in the sub-basement of the State House. The Command Readiness Center is maintained with general revenue.

Governor's Recommendations

Military Staff Asset Protection – The Governor recommends a total of \$2.3 million from the Rhode Island Capital Plan Fund to match \$2.2 million in National Guard Bureau funds for a variety of general repair and maintenance projects that will preserve the National Guard's existing physical assets. The financing schedule for the R.I. Capital Plan Fund is \$580,000 in pre-FY 2010 expenditures, with \$403,482 in FY 2010, \$260,000 in FY 2011, \$270,000 in FY 2012, \$280,000 in FY 2013, \$300,000 in FY 2014, and \$300,000 in FY 2015. The project's single appropriation is designed to provide the agency with maximum flexibility in the selection and timing of its various projects. Current projects suggested but not finalized for expenditure under this category include:

Military Staff

- Warwick Armory – The Agency estimates expenditures \$256,250 from the Rhode Island Capital Plan Fund in FY 2010 and FY 2012 to replace a 20-year old boiler with a gas powered heating system.
- North Smithfield Armory - The Agency estimates total expenditures of \$62,500 from the Rhode Island Capital Plan Fund and to replace deteriorated doors and broken windows and replace the roof of the arms vault building.
- Warren Armory - The Agency estimates total expenditures of \$1.0 million for rehabilitation of this facility, built in 1954. A total of \$310,000 is scheduled to be spent in FY 2011. The project includes architectural design work and interior and exterior rehabilitation (asbestos abatement, replacement of heating and water pipes, HVAC modernization, and roof, window and door replacement).
- Camp Fogarty – The Agency estimates expenditures of \$40,000 from the Rhode Island Capital Plan Fund and \$120,000 in federal National Guard Bureau funds in FY 2014 to replace doors and windows and to upgrade the heating and air conditioning system at Building 381 of the East Greenwich training facility.
- Middletown Armory Roof – The Agency estimates \$273,000 in Rhode Island Capital Plan Funds to replace the roof of the armory in FY 2010.
- Organization Maintenance Shop (OMS) Window and Door Replacement – The Agency estimates expenditures of \$515,000. \$62,500 from the Rhode Island Capital Plan Fund and the rest in federal National Guard Bureau funds to replace deteriorated doors and broken windows at the OMS #2 in Warren.
- Command Readiness Center – The Agency estimates total expenditures of \$715,000, \$357,500 each in federal National Guard Bureau funds and Rhode Island Capital Plan funds, to rehabilitate the center’s heating, ventilation, and air conditioning system to include a new boiler, hot water tank, and chillers; to replace the center’s roof, which is nearing the end of its useful life; and to renovate the perimeter fence and establish a card entry system.
- Bristol Armory Roadway and parking Lot – The Agencies requests \$160,000, \$80,000 in Rhode Island Capital Plan funds and \$80,000 in federal National Guard Bureau funds to install a roadway linking the armory with an outlining building.

Armory of Mounted Commands Roof/HVAC-

The Governor recommends continued financing for repair of the Armory of Mounted Commands, which was built in 1925. Both the first phase of AMC rehabilitation (roof replacement/masonry re-pointing), and the second phase (replacement of the original windows with commercial grade energy efficient windows, as well as further re-pointing and exterior power washing), have been completed. Phase 3 of the project includes a new slate roof, skylight repairs, and gutter repairs/replacements. Phase 4 of the project includes replacement of the heating and air conditioning systems, as well as lead and asbestos abatement. A total of \$746,955 from both the R.I. Capital Plan Fund and National Guard Bureau funds have been spent to date. The Governor recommends expenditures of \$1.9 million from the Rhode Island Capital Plan Fund and \$1.9 million from National Guard Bureau federal funds in FY 2010, \$50,000 in Rhode Island Capital Plan funds in FY 2011, and \$500,000 from the R.I. Capital Plan Fund and \$500,000 in National Guard Bureau funds in FY 2012 and FY 2013.

Military Staff

Armory of Mounted Commands Parking Lot/Elevator – The Governor recommends a total of \$1.265 million for further repairs to the facility. The Governor recommends \$250,000 to repair and expand the existing parking areas, \$50,000 in FY 2013 and \$100,000 in FY 2014 in Rhode Island Capital Plan funds, and \$100,000 in federal National Guard Bureau funds in FY 2014. The Governor recommends \$1.015 million to install an elevator in the four story building to bring it into compliance with the Americans With Disabilities Act, \$65,000 in FY 2014 and \$475,000 in FY 2015 in Rhode Island Capital Plan funds, and \$475,000 in federal National Guard Bureau funds in FY 2015.

Benefit Street Arsenal - The Governor recommends expenditures from the Rhode Island Capital Plan Fund of \$800,000 in FY 2014, to preserve and maintain this historic building. The Governor recommends expenditure for the replacement of the current 80 year-old electrical system, exterior work, (repair the turret, maintain the roof, repair masonry, paint the exterior, and replace windows), and interior work (asbestos abatement, door replacement, a new boiler, and installation of fire alarms and a fire escape).

Schofield Armory/Command Readiness Center Parking Lots – The Governor recommends \$1.85 million in FY 2013-post-FY 2015 to repave the parking lots at the Command readiness Center/Schofield Armory complex in Cranston. The complex is the headquarters for both the Rhode Island National Guard and the Emergency Management Agency. Funding for the project is 50 percent Rhode Island Capital Plan Fund and National Guard Bureau federal funds. Total expenditure is \$550,000 in FY 2013, \$350,000 in FY 2014, \$230,000 in FY 2015, and \$700,000 in post-FY 2015.

Quonset Point Armory/Hangar - The Governor recommends \$501,675 from the R.I. Capital Plan Fund in FY 2010 for land acquisition costs

related to the construction of a new maintenance hangar/armory at Quonset Point to provide needed space and modernized facilities for arriving Blackhawk helicopters and to upgrade and modernize the Rhode Island Army Air Guard. The Federal National Guard Bureau is expected to provide significant funding for both design work and construction for this project, but as of the submission of the capital budget the exact amount had not yet been determined. Project spending to date includes other funds of \$1.7 million in land sale proceeds from the Department of Transportation's purchase of the site for the consolidation of the Cherry Hill and Lincoln maintenance facilities, \$710,000 of contributed capital from the Quonset Development Corporation for vacant parcels made available for the project, and Rhode Island Capital Plan funds of \$3.3 million for land acquisition.

Camp Fogarty Armory Roof – The Governor recommends \$1.5 million in FY 2013 to replace the existing roof of the Camp Fogarty Armory. The facility currently houses 500 troops and suffers from persistent leaks and water accumulation. Funding for the project is 75 percent National Guard Bureau federal funds (\$1.125 million) and 25 percent from the Rhode Island Capital Plan Fund (\$375,000).

Fire Code Compliance – The Governor recommends total federal and state expenditures of \$1.3 million in FY 2010-post-FY 2015 to design and install standardized fire alarm detection suppression systems to meet standards set by new State Fire laws and regulations. The project is divided into three components:

- Six state armories, \$598,641 total (50 percent state, 50 percent federal). (\$130,136 has been spent to date).
- Six federal armories, \$412,930 total, (25 percent state, 75 percent federal). (\$13,024 has been spent to date).

Military Staff

- Five Logistics and Maintenance Facilities, \$330,000 total, (25 percent state, 75 percent federal).

Work is scheduled for FY 2010 through FY post FY 2015.

Woonsocket Building Demolition - The Governor recommends \$63,340 from the Rhode Island Capital Plan Fund in FY 2010 to demolish the storage facility to eliminate a potential hazard to the surrounding area. Demolition was complete as of September 2010. .

U.S. Property and Fiscal Office Roof - The Governor recommends the inclusion of \$539,900 in American Recovery and Reinvestment Act federal stimulus funds for a project to replace the existing roof of the U.S. Property and Fiscal Office in Providence, adjacent to the Armory of Mounted Commands. Project expenditure is scheduled for FY 2010.

Federal Maintenance Shop Roof - The Governor recommends the inclusion of \$15,000 in Rhode Island Capital Plan funds and \$400,000 in National Guard Bureau federal funds for a project to replace the existing roof on the Federal Maintenance Shop #3 vehicle maintenance facility in Warwick. Project design expenditure is scheduled for FY 2011 and construction in FY 2012.

Federal Maintenance Shop Windows - The Governor recommends the inclusion of \$65,000 in American Recovery and Reinvestment Act federal stimulus funds for a project to replace existing windows on the Federal Maintenance Shop #3 vehicle maintenance facility in Warwick. Project expenditure is scheduled for FY 2010.

Command Readiness Center Addition - The Governor recommends the expenditure of \$675,000 total, \$425,000 in Rhode Island Capital plan funds, and \$250,000 in federal National Guard Bureau funds, to construct a 1,500 addition to the cafeteria at the Command Readiness Center to allow more space for operations, including the transfer of computer servers and personnel from trailers. The Governor recommends the expenditure from state funds of \$50,000 in FY 2012 and \$125,000 in FY 2011, and \$500,000 in FY 2014 (\$250,000 federal/\$250,000 state).

Armory Master Plans - The Governor recommends the expenditure of \$250,000 (\$125,000 for each) in National Guard Bureau federal funds in FY 2012 to prepare comprehensive Master Plans for the Bristol and Middletown armory sites. These plans would determine planning assumptions, requirements existing conditions opportunities and constraints, options for site development, recommendations for the sites, and overviews of the impacts on infrastructure and utilities.

Department of Public Safety

Agency Responsibilities

The Department of Public Safety is responsible for providing the citizens of Rhode Island with an increased level of safety and security. The Colonel of the Rhode Island State Police is also the director of the department and has authority over all programs. The State Police carries out its mission through four divisions: the Patrol Division, Detective Division, the Administrative Division, and a Technical Support Division. In FY 2009, the State Police, E-911 Emergency Telephone System, the State Fire Marshal, the Capitol Police, and the Municipal Police Training Academy merged into the Department of Public Safety. In FY 2011, the Governor proposes the Sheriffs move from the Department of Administration to the Department of Public Safety.

Governor's Recommendations

Barracks Renovations - The Governor recommends \$6.2 million from FY 2010 through FY 2014 from the Rhode Island Capital Plan Fund for structural repairs and renovations to the State Police Training Academy and the patrol barracks in Lincoln, Hope Valley, Wickford, and Portsmouth. Repairs/renovations include new bath and locker rooms for men and women, new flooring and heating, roof and drain upkeeps, and reconstruction to some HVAC systems. It also includes a three bay garage with fencing in the rear and a security gate for the Hope Valley barracks. New generators are also needed at the Lincoln and Hope Valley barracks along with upgrades to the kitchen facilities and electrical systems at the training academy. The Governor recommends \$844,490 in FY 2010, \$1.5 million in FY 2011, \$1.0 million in FY 2012, \$1.8 million in FY 2013, and \$1.0 million in FY 2014. Pre-FY 2010 expenditures total \$514,991.

Headquarters Repairs/Renovations - The Governor recommends \$100,150 in FY 2010,

\$100,000 in FY 2011, and \$200,000 in FY 2012 from the Rhode Island Capital Plan Fund for the renovation of the Intelligence Building, the Supply Building, the Radio Bureau Building, and the Command Staff Building all located on the State Police Headquarters site in North Scituate. The original plans for the new headquarters have been scaled back to now include some of the site's existing buildings. Due to these changes, those building must be repaired or renovated. Various renovations include installation of a HVAC system, new walls and flooring, rewiring of electrical lines, bathroom updates and roof, window, and door replacements. Pre-FY 2010 expenditures total \$1.1 million.

Parking Area Improvements - The Governor recommends \$225,000 in FY 2010 from the Rhode Island Capital Plan Fund for improvements to the parking areas at the Lincoln, Wickford, and Hope Valley patrol barracks. These improvements include drainage basins, grading, and paving. Pre-FY 2010 expenditures total \$26,090.

New State Police Headquarters/Training Facility - After numerous site changes, design delays, and escalating construction costs, a decision was made to construct a smaller headquarters building in Scituate (the site of the current headquarters). The Governor recommends a total of \$26.3 million from the Rhode Island Capital Plan Fund for the State Police Headquarters/Training Facility including \$16.3 million in FY 2010 and \$4.8 million in FY 2011. Pre-FY 2010 expenditures totaled \$5.2 million from the Rhode Island Capital Plan Fund.

Statewide Microwave and Technology Upgrade - The Governor recommends a total of \$7.1 million from the Rhode Island Capital Plan Fund from FY 2010 through FY 2011, including \$4.6 million in FY 2010 and \$2.5 million in FY 2011 for the State Police Headquarters Technology Upgrade project and the State Police Microwave

Department of Public Safety

Upgrade project. The State Police Headquarters Technology project will provide new telecommunications and related computer equipment for the new facility. This infrastructure will allow communications through the WAN allowing for instance information from RMS, AFIS, the Rhode Island Law Enforcement System (RILETS) and the Rhode Island Criminal History System. The State Police Microwave Upgrade project is comprised of eleven (11) radio transmission sites. It provides reliable point-to-point communications interconnecting key radio sites and state buildings. The network's primary function is for support of land mobile radio systems for multiple state agencies (DEM, RIPTA, and DOT).

Headquarters Complex Expansion - The Governor recommends \$800,000 from FY 2011 through FY 2013 from the Rhode Island Capital Plan Fund for structural repairs and renovations to the two former National Guard buildings that are now owned by the Rhode Island State Police. These buildings are located adjacent to the State Police Headquarters Complex and will be utilized as a supply warehouse, evidence storage facility, offices, a processing area for vehicles, and an area for the Commercial Enforcement Unit. The Governor recommends \$150,000 in FY 2011, \$300,000 in FY 2012, and \$350,000 in FY 2013.

Primary E-911 Call Answering Facility Building Renovations - The Governor recommends expenditures of \$55,000 for FY 2010 from the Rhode Island Capital Plan Fund for repairs to the agencies' primary call answering facility. The scheduled repairs include: replacing the roof on the state-owned facility; replacing the rooftop HVAC unit; and renovations to the facility's back-up generator.

State Police HQ Sewer Project - The Governor recommends a total of \$293,049 for FY 2010 from the Rhode Island Capital Plan Fund for a sewer system project on the State Police

Headquarters site in North Scituate. The project consists of removing all cesspools from the existing buildings on the site that are not directly affected by the construction of the new headquarters building. The design includes a new gravity feed system including excavation and piping, force main lines and all associated and appurtenant infrastructure including but not limited to pipe, underground structures, pumping station, electrical and monitoring of the systems overall performance in strict accordance with the DEM regulatory process and standards of engineering practices related to this work scope. This work is now required due to a conditional regulatory approval by DEM for the main project. Pre-FY 2010 expenditures total \$6,951.

Fire Academy Building- The Governor recommends the construction of a new State Municipal Fire Academy facility for the use of all municipal (professional and volunteer) fire departments in Rhode Island. This facility will include a training building, a maintenance building, and a "burn" building, affording Rhode Island firefighters the opportunity to train using the latest innovations in the field. The project will be financed with issued general obligation bond funds of \$6.4 million, approved by the voters in November 2002. Architectural and programming expenditures totaling \$442,089 have been spent prior to FY 2010. The project is scheduled to be located at the Ladd Center in Exeter, RI. The Governor recommends \$6.0 million in FY 2010.

This page was intentionally left blank.

Natural Resources

**Department of Environmental Management
Coastal Resources Management Council
Water Resources Board
Clean Water Finance Agency
Narragansett Bay Commission**

Department of Environmental Management

Agency Responsibilities

The Department of Environmental Management administers an extensive capital program to meet environmental and public safety requirements for state-owned facilities and management areas and for various municipal and non-profit beneficiaries. Major project categories are described below.

Anti-pollution Programs – The department manages grants from general obligation bond authorizations for municipal anti-pollution projects. Federal anti-pollution financing was changed from outright grants to capitalization grants to create state revolving loan funds in 1990. The R.I. Clean Water Finance Agency is the fund manager for the capital loan pool, while the department provides technical oversight and approval of projects financed by the agency. Other bond authorizations have provided financing for upgrades to facilities on the Pawtuxet River.

Hazardous Waste Programs – The department operates programs from the Environmental Response Fund for environmental emergency preparation and remediation. Activities include response, evaluation, cleanup, investigation, enforcement, and implementation of legal action, if required. Other bond authorizations have financed hazardous waste reduction studies, underground storage tank replacement, and a non-point source pollution management program. Some federal Superfund remediation projects require matching state contributions.

Narragansett Bay and Watershed Restoration Projects – Authorization approved in November 2004 provided for matching grants for water quality protection efforts in Narragansett Bay, its tributaries and surrounding watershed. The program provides matching grants to governmental and non-governmental agencies for projects that restore water quality, including

non-point source pollution abatement and riparian restoration projects.

Previously, a program called Aquafund was established by bond referendum in 1988 to finance state, local and private sector projects for planning and design, for construction and equipment, for pilot and prototypical projects, for wastewater pretreatment and treatment, and for urban runoff abatement.

Open Space and Natural Land Protection – The department manages state acquisitions and grants to municipalities and non-profit agencies for the acquisition of title and development rights to critical natural resources. Open space is acquired to safeguard land from private development. Development rights purchases allow private ownership of land while protecting the existing level of use, generally as farmland or open space.

Municipal Recreation Projects – The department administers grant programs for municipal acquisition and development of recreational lands and facilities. Bond financing is provided on a 50 percent matching basis; distressed communities are eligible for 75 percent financing. Certain bond authorizations provide 100 percent financing for specific municipal facilities.

State Recreation and Infrastructure Facilities – The department operates natural management areas, commercial fishing piers, and recreational facilities, for which bond authorizations and the Rhode Island Capital Plan Fund provide financing for acquisition, development, and renovation. Additional funds from federal, restricted and private sources are also utilized. The department also undertakes restoration and repair of state-owned dams in need of structural improvements with Rhode Island Capital Plan Fund resources.

Department of Environmental Management

Coastal Habitat Restoration Projects – In FY 2002, the department initiated a coastal habitat restoration project to enhance fish populations and reduce mosquito populations.

Governor's Recommendations

Anti-pollution Projects

Sewer Interceptors - The Governor recommends the expenditure of issued general obligation bond proceeds of \$525,889 in FY 2010, unissued general obligation bond proceeds of \$500,000 in FY 2011, and unissued general obligation bond proceeds of \$760,000 in FY 2012, constituting the end of availability from the 1986 authorization. This funding allows the department to provide a 50 percent match to municipalities for the construction of interceptor sewer lines. Changes to departmental regulations regarding mandatory residential tie-ins, has accelerated demand for interceptor funds in the towns of Warwick, Burrillville and Narragansett. Prior to FY 2010, \$3.2 million in bond proceeds was expended for the interceptor program.

Governmental Water Pollution Control Facilities - This program provides a total of \$22.4 million from general obligation bonds as state-matching assistance to municipalities and governmental units for various water pollution control projects as part of the federal Construction Grants program since 1988. Of the remaining authorization, approximately \$143,741 will be used for grants to communities for septic system management programs and to implement stormwater pollution abatement programs. The alternate use of these funds for these purposes was approved by the State's bond counsel in February, 2001. In April, 2006, the state also agreed to allow the department to use the balance of the unencumbered authorization, or \$93,627 for a sewer-tie in program, that would provide low-interest loans for homeowners faced with the upfront costs of mandatory tie-in to sewers. The

Governor recommends \$622,312 in FY 2010 for this project. Prior to FY 2010, expenditures totaled \$21.7 million.

Non-Governmental Entities Grants - The Governor recommends \$35,094 from issued general obligation bond proceeds in FY 2010 for grants to non-government agencies for sewage treatment and water pollution abatement projects identified in the State Guide Plan Element 715, Comprehensive Conservation and Management Plan for Narragansett Bay. Prior to FY 2010, \$1.5 million has been used for the non-governmental program since 1986.

Hazardous Waste Programs

Superfund – The Governor recommends a total of \$19.0 million for the Rose Hill Landfill in South Kingstown. Prior to FY 2010, \$17.8 million was expended for design and construction remediation. Financing for the project is 50 percent federal and 50 percent state, though upfront payments by both parties may skew the percentage arrangement in any given year. The funds allow the state to fulfill its obligation for remedial action on this Superfund site, as mandated by the Comprehensive Environmental Resource Conservation and Liability Act. The communities of South Kingstown and Narragansett are implicated in the remediation, operation, and maintenance of the site and the state will seek in-kind contributions once the site is operational. The department has been assigned as the lead agency for the project, allowing it to shape the terms of the town's financial contribution, and to control project costs. Financing includes \$5.8 million in general revenue, \$9.2 million in federal funds, \$1.3 million from the Rhode Island Capital Plan Fund, and \$2.8 million in restricted receipts. The Governor recommends \$390,198 in general revenue and \$21,670 in Rhode Island Capital Plan Fund for FY 2010. For FY 2011 and FY 2012, the Governor recommends

Department of Environmental Management

\$411,868 in general revenue for both fiscal years. At the point when the amount owed by the towns to the state is equal to the amount of total anticipated future expenses for operation and maintenance, the towns will assume responsibility for operations and maintenance to satisfy their debt to state.

Narragansett Bay and Watershed Restoration -

The voters approved \$8.5 million in November 2004 to be utilized for several water pollution abatement projects including matching grants and incentive grants to state and local entities, non-profit organizations and for-profit businesses for water quality restoration and protection projects. The bond funds may be used in conjunction with federal and local contributions. Examples of projects to be funded include point and non-point source pollution abatement, nutrient loading abatement, best management grants for farmers and businesses, and riparian buffer enhancements. The watershed approach to pollution identification and assessment, with the remediation responsibility assigned to the polluter wherever possible, is also part of the department's community-based approach to improving the health of Narragansett Bay and its tributaries. Prior to FY 2010, \$1.1 million in bond proceeds and \$300,000 in federal funds were expended on the project. The Governor recommends the expenditure of issued general obligation bond proceeds in the amount of \$2.8 million in FY 2010 and \$2.8 million in FY 2011, and unissued general obligation bond proceeds in the amount of \$1.8 million in FY 2012, constituting the end of availability from the 2004 authorization. The Governor recommends placing a new referendum on the November 2012 ballot for an additional \$10.0 million. It is recommended that the expenditures from this, if approved by the voters, be issued for \$2.5 million in FY 2014, \$2.0 million in FY 2015, and \$5.5 million post-FY 2015.

Open Space and Natural Land Protection

Open Space and Natural Land Protection - The Governor recommends a total of \$24.0 million for open space and land acquisition purchases by the department. Land acquisition includes land and development rights to preserve coastal access and shoreline open space, including land acquisition and development rights related to the implementation of the Greenspace Plan. Under the Plan, the department uses state bond funds combined with federal and non-profit funds (i.e. Nature Conservancy, Champlin Foundation, Audubon Society, and various land trusts) to coordinate preservation projects and acquire real estate. Goals of the department's land acquisition program include watershed protection, expansion of open space and recreation areas, protection of greenways, easements to recreation lands, and preservation of wildlife habitat and natural heritage areas.

Prior to FY 2010, \$10.8 million was spent from the 2000 authorization, \$5.6 million was spent from the 2004 authorization, and \$3.0 million in federal funds was utilized for the project. For FY 2010, the Governor recommends \$400,269 of the issued bond proceeds from the 2004 authorization, \$1.5 million in unissued proceeds from the 2004 authorization, and \$1.0 million from federal funds. The Governor recommends \$1.0 million in FY 2011 and \$720,000 in FY 2012 in unissued proceeds from the 2004 authorization.

Farmland Preservation and Acquisition -

The Governor recommends a total of \$20.5 million for farmland development rights to relieve farm owners from the economic pressure to sell their land for residential or commercial development, thus making the properties available for farming in perpetuity. In FY 2010, the Governor recommends \$500,000 in unissued bond proceeds from the 2004 authorization and \$1.5 million in federal funds. For FY 2011, \$500,000 in unissued bond

Department of Environmental Management

proceeds from the 2004 authorization, \$1.5 million from the bond approved by the voters in November 2008, and \$1.5 million in federal funds is recommended for a total of \$3.5 million. For FY 2012, \$500,000 in unissued bond proceeds from the 2004 authorization, \$1.0 million from the bond approved by the voters in November 2008, and \$1.5 million in federal funds is recommended for a total of \$3.0 million. For FY 2013, the Governor recommends the remaining \$415,000 in unissued bond proceeds from the 2004 authorization. The benefits of the program include maintenance of viable agriculture sites, economic activity associated with the agriculture industry estimated to be \$141 million annually, and protection of vital biodiversity habitats. Prior to FY 2010, \$11.6 million was spent on this project including: \$5.0 million from the 2000 bond authorization, \$3.1 million from the 2004 bond authorization, and \$3.5 million from federal funds.

Municipal Recreation Projects

Roger Williams Park – The state has provided bond proceeds to the City of Providence for various renovations and upgrades at Roger Williams Park in Providence since 1989. The Governor recommends a total of \$28.5 million in proceeds from the 1989, 2000, 2002, 2004 and 2006 authorizations for continuing park and zoo improvements including the new botanical exhibit, a new elephant house and yard, and the North American Trail Exhibit.

State bond funds are used in combination with federal funds and private capital fundraising campaigns in the combined amount of \$35.0 million for the total planned capital initiative. Prior to FY 2010, \$9.0 million was spent from the 1989 authorization, \$1.5 million was spent from the 2000 authorization, \$3.0 million was spent from the 2002 authorization, \$4.0 million was spent from the 2004 authorization, and \$4.3 million was spent from the 2006

authorization. In FY 2010, the Governor recommends \$2.5 million from the 2006 authorization. The Governor recommends \$2.5 million in FY 2011 and \$1.7 million in FY 2012 from the 2006 unissued bond proceeds.

Local Land Acquisition - The Governor recommends a total of \$21.4 million for grants to municipalities for the acquisition and development rights of coastal and shoreline access points, open space land and land suitable for public recreational facilities. The program provides funds of up to 50 percent of the purchase price of the land. Since 1988, the department has awarded over 137 grants, used by communities to preserve 8,100 acres of open space. In FY 2010, the Governor recommends \$1.5 million from the 2000 bond authorizations. The Governor recommends the remaining \$539,422 from the 2004 issued general obligation bond and \$1.0 million from the 2004 unissued general obligation bond in FY 2010, and \$1.5 million in FY 2012, \$2.0 million in FY 2013, \$1.5 million in FY 2014, and \$1.5 million in FY 2015 from the 2004 unissued general obligation bonds for local land acquisitions. The availability of local match may alter the issuance and expenditure budgets for this project.

Local Recreation Development – The Governor recommends a total of \$37.5 million in general obligation bond proceeds for grants to municipalities to acquire, develop and rehabilitate local recreational facilities. The program provides funding assistance of up to 50 percent of total project costs. Since 1988, the program has awarded over 200 grants totaling over \$35.0 million. The Department is currently administering previously issued bond dollars, federal funds and local matches for grants totaling \$7.5 million. In some years, federal funds are available to augment state resources.

Department of Environmental Management

In FY 2010, the Governor recommends \$1,596 from the 1987 issued general obligation bond, \$14,959 from the 1989 issued general obligation bond, \$111,080 from the 2000 issued general obligation bond, and \$1.0 million from the 2004 unissued general obligation bond. The Governor recommends \$1.0 million in FY 2011, \$1.0 million in FY 2012, and \$1.0 million in FY 2013 from the 2004 unissued general obligation bond authorization.

Local Bikeways & Recreational Greenways - The Governor recommends a total of \$5.0 million for design and construction of local bikeways and recreational greenways, including off-road facilities connecting Rhode Island parks, open space, and other greenways. Generally, the department provides 50 percent matching grants to local communities. Prior to FY 2010, \$4.2 million was utilized from this 1998 bond authorization for local bikeway development in several communities. The Governor recommends the remaining \$804,343 in FY 2010.

Historic/Passive Local Recreation Grants - The Governor recommends a total of \$4.0 million from the 2004 local recreation bond authorization for the renovation and development of historic and passive recreation areas. The grants provide funding to municipalities of up to 90 percent of the cost for renovations and developments, including improvements to walking trails, gazebos, bandstands, lighting, picnic tables etc. Prior to FY 2010, \$1.0 million was utilized from the 2004 general obligation bond authorization. The Governor recommends \$471,637 from the 2004 issued bond proceeds and \$1.5 million from the 2004 unissued bond proceeds in FY 2010. In FY 2011 and FY 2012, \$500,000 from the 2004 unissued bond proceeds is recommended for each year.

State Recreational Facilities

Facilities Improvements - The Department is responsible for maintenance and operation of over fifty state-owned buildings, twenty-five miles of roads, and several bridges in state parks and management areas. The Governor recommends a total of \$27.9 million, including Rhode Island Capital Plan Fund resources, federal dollars, and issued and unissued general obligation bond proceeds for the asset protection of these projects. In FY 2010, the Governor recommends \$87,025 from the 2000 issued general obligation bond, \$1.3 million from the 2004 issued general obligation bond, \$1.3 million from the 2004 unissued general obligation bond, \$1.3 million in federal funds, and \$1.9 million from the Rhode Island Capital Plan Fund for a total of \$6.0 million. In FY 2011, \$1.2 million from the 2004 unissued general obligation bond, \$275,000 in federal funds, and \$1.2 million from the Rhode Island Capital Plan Fund for a total amount of \$2.7 million is recommended. In FY 2012, \$275,000 in federal funds and \$1.3 million from the Rhode Island Capital Plan Fund for a total of \$1.5 million is recommended. In FY 2013, \$275,000 in federal funds and \$1.3 million in Rhode Island Capital Plan Funds for a total of \$1.6 million is recommended. In FY 2014, \$1.4 million and in FY 2015, \$1.5 million is recommended from the Rhode Island Capital Plan Fund.

Bay Islands Park System - Included in the Governor's recommendation is \$6.0 million in financing for a public wharf on the southern tip of Prudence Island in Narragansett Bay. The project includes restrooms and a rain/shade shelter, and will allow access for all Rhode Islanders to salt-water angling, boating and marine recreational opportunities. The wharf will be near the department's Narragansett Bay National Estuarine Research Reserve, to offer additional opportunities for environmental education and access for visitors. The Governor recommends \$1.0 million from the Rhode Island Capital Plan Fund and \$1.0

Department of Environmental Management

million in federal funds for FY 2014 and \$1.0 million from the Rhode Island Capital Plan Fund and \$2.1 million in federal funds for FY 2015.

Fort Adams Restoration – The Governor recommends a total of \$6.3 million for the Fort Adams State Park project in Newport. The Fort Adams Foundation and Fort Adams Trust have applied to various charitable trusts and non-profit organizations for matching grants to rehabilitate the structures at this historic fort site, including the National Park Service and the Champlain Foundation. The Fort contains significant American military history artifacts and is a National Landmark Structure.

In FY 2010, the Governor recommends \$600,000 in unissued funds from the 2004 authorization and \$250,000 in Rhode Island Capital Plan Fund financing for matching grants for continuing improvements to the uniquely designed and engineered structures at the park. From FY 2011 through FY 2014, \$250,000 from the Rhode Island Capital Plan Fund is recommended for each year.

State Bike Paths - This program develops bike paths to maximize citizen access to Rhode Island's natural and recreational areas in addition to relieving traffic congestion. Paths under construction or to be developed include the Blackstone River Corridor, the South County Trail and the Trestle Trail in Kent County, as well as proposed municipal bikeways on Aquidneck Island and along the Woonasquatucket River. Federal Highway funds are included as part of the Highway Improvement Program under the Department of Transportation section of the Capital Budget. The Governor recommends \$906,141 in FY 2010 and \$906,141 in FY 2011 from the 1998 general obligation bond authorization for this project. Prior to FY 2010, \$3.2 million had been used for bike path development in the state.

Fish and Wildlife Infrastructure Improvements - Projects in this category relate to the Division of Fish and Wildlife's various hatchery improvements, construction of public access points and fishing docks in freshwater areas, various facility improvements and habitat restoration projects funded with federal fish and wildlife service funds, matched with state financing. The federal grant requires the state to match the state contribution in the approximate ratio of 75:25. In FY 2010, the Governor recommends federal financing of \$750,000 and restricted receipt financing of \$250,000. Prior to FY 2010, \$1.3 million in federal funds and \$425,000 in restricted receipt financing had been used for this project.

State Infrastructure Facilities

Galilee and Newport Piers - The Governor recommends a total of \$15.5 million from the Rhode Island Capital Plan Fund for improvements at Galilee Piers (\$9.1 million) and at Newport Piers (\$6.4 million). These port facilities and piers support the state's commercial marine fishing industry and provide access points for the department's enforcement and marine wildlife divisions.

Prior to FY 2010, \$4.7 million from the Rhode Island Capital Plan Fund were spent on each of the projects. The Governor recommends continued financing for pier improvements. Financing from Rhode Island Capital Plan Fund for the Galilee Piers is recommended in the amount of \$700,000 in FY 2010, \$750,000 in FY 2011, \$950,000 in FY 2012, \$1.1 million in FY 2013, \$500,000 in FY 2014, and \$500,000 in FY 2015. This financing will continue the reconstruction and replacement of several piers, piling replacements and will focus on repairing the main bulkhead which extends from Pier A at the southern end to the docking area for the Block Island ferries and is

Department of Environmental Management

the largest component of programmed improvements. Rhode Island Capital Plan Fund financing for the Newport Piers includes \$728,386 in FY 2010, and \$250,000 each fiscal year from FY 2011 through FY 2014. Most of the major reconstruction at Newport was completed in previous years; continued financing will be used for securing the heavy duty pier and its electrical service, upgrades to the office building, and fender pile replacements.

Great Swamp Wildlife Management Area - The Governor recommends a total of \$2.6 million in federal funds, \$1.7 million from the Rhode Island Capital Plan Fund, and \$400,000 from restricted receipts funds for the construction of a new office facility in the Great Swamp Wildlife Management Center to contain the Administrative Offices and Freshwater Fisheries and Wildlife Sections of the Division of Fish & Wildlife. This project would provide office space, laboratories, storage, and workshop areas for these two divisions in one facility. State funding would provide a 40/60 match to Federal U.S. Fish & Wildlife Service funding for the construction of the facility. Prior to FY 2010, \$200,000 of federal funding had been utilized for this project. In FY 2013, the Governor recommends \$2.4 million in federal funds, \$1.7 million from the Rhode Island Capital Plan Fund, and \$400,000 in restricted receipts for the project.

State-Owned Dams Rehabilitation - The Governor recommends \$9.2 million from the Rhode Island Capital Plan Fund to repair state-owned dams in various recreation and management areas operated by the department. The department has identified 49 dams within its ownership (26 of which are under the jurisdiction of fish and wildlife) that require some level of repair or rehabilitation. The rehabilitation projects are for dams classified as high-hazard dams which is a measure of downstream hazard potential, not only a

measure of the potential for failure. The repairs are also necessary to manage water levels at recreational fishing and swimming areas. Past years' work has included the rehabilitation of the Bowdish Reservoir dam in Burrillville, and the Stillwater Reservoir Dam in Smithfield.

Prior to FY 2010, \$4.4 million had been utilized on these projects. The Governor recommends \$1.1 million in FY 2010, \$750,000 in FY 2011, \$850,000 in FY 2012, \$1.0 million in FY 2013, \$550,000 in FY 2014, and \$550,000 in FY 2015 in Rhode Island Capital Plan Fund for design and construction of the J.L. Curran Dams, the Breakheart Hill Dam, and the Bleachery Pond Dam. The Governor's financing plan for dams allows the department to sustain a consistent repair program, thus reducing the liability for failure of state-owned dams.

Fish and Wildlife – Maintenance Facility – The Governor recommends total expenditures of \$650,000 for the construction of a new maintenance facility for the Division of Fish and Wildlife. The construction of this facility would complete the five-year facilities plan for this division. The Governor recommends \$75,000 in federal funds and \$75,000 from the Rhode Island Capital Plan Fund in FY 2011 and \$250,000 in federal funds and \$250,000 from the Rhode Island Capital Plan Fund in FY 2012.

Coastal Resources Management Council

Agency Responsibilities

The Rhode Island Coastal Resources Management Council is responsible for managing, preserving and restoring the coastal resources of Rhode Island, through long-range planning that is embodied in the R.I. Coastal Resources Management Program, adopted in 1976, federally approved in 1978, and revised substantially in 1983 and 1996. The program defines the various types of shorelines and the activities and restrictions appropriate for each. For example, 70.0 percent of Rhode Island's shoreline is designated as either conservation or low intensity use and is protected from commercial development through restrictions on the type of allowable water structures.

In addition to the permitting process and other regulatory activities, the Council acts as the lead agency for Rhode Island's dealings with the U.S. Army Corps of Engineers. The latter administers funds for various capital project activities, such as the dredging of the Providence shipping channel, habitat restoration and beach replenishment and restoration.

Governor's Recommendations

Coastal and Habitat Restoration Trust Fund – The Governor recommends the expenditure of \$380,000 in restricted receipts from the Oil Spill Prevention, Administration and Response Fund, (OSPAR) in FY 2010, and \$250,000 in each year thereafter through FY 2015, to preserve and restore coastal wetlands, fish runs, and eelgrass beds that protect the shore from storms and erosion, serve as breeding grounds for recreational and commercial fishing, filter out pollution, and hinder the spread of mosquitoes. Restoration projects are reviewed and selected by the R.I. Habitat Protection Team. Past project work totaling \$1.6 million have included improvements at Lonsdale Drive-in Marsh, salt marsh restorations at Fields Point, Stillhouse Cove, Palmer River, Mussachuck Creek,

Walker Farm, Little Mussachuck Creek, Gooseneck Cove, Jacob's Point, Stillhouse Cove, Brenton Cove and Silver Creek in Bristol, Boyd's Marsh Town Pond habitat restoration, Shannock Falls Dams accessways improvements, Dyerville Dam, fish passage restoration at Wakefield, Gilbert Stuart, Factory Brook, Kickemuit Reservoir, Atlantic Mills, Blackstone, Manton Pond, Ten Mile River, Woonasquatucket River, Rising Sun Mill, Pawcatuck River, and Blackstone River; and restoration of Napatree and Third Beach dunes and Narragansett Bay Seagrass, as well funds for environmental studies and equipment. The total cost of the project during the capital planning period is \$1.6 million.

Fish Passage Restoration – The Governor recommends the expenditure in FY 2010 of \$3.0 million is federal funds provided by the American Recovery and Reinvestment Act (ARRA) to construct six high priority restoration projects that began in the fall of 2009 and will continue in the spring of 2010. The projects will restore riverine habitats and associated wetlands for migratory fish species. Four of the projects are on the Pawcatuck River and require construction of fish ladders as well as eel passages on the Ten Mile River. Two projects will remove dam obstructions at the lower Shannock and at Kenyon Mills. The project will restore access to 13 stream miles and 1,640 acres of spawning habitat to enhance the state's fresh water and salt water fisheries.

Providence River Dredging – The Governor recommends \$1.7 million in FY 2010 from the Rhode Island Capital Plan Fund for the State's cost-share responsibilities for the Providence River Dredging project, as determined in a final closing and reconciliation process with the Army Corps of Engineers. This payment was shifted from FY 2009 to FY 2010 in the current capital plan, reflecting delays in the final close-out of the project due to continued use of the Providence River offshore disposal site. The

Coastal Resources Management Council

additional requirement arises due to federal formulas for calculating cost-share based on construction costs. Prior to FY 2010, \$357,242 in other (escrow account) funds, \$7.3 million in restricted receipt (OSPAR) funding, \$1.59 million from the Rhode Island Capital Plan Fund, and \$35.5 million in federal (Army Corps of Engineer) funds have been spent on the project to deepen the existing shipping channel to Providence.

State Water Resources Board

Agency Responsibilities

The Rhode Island State Water Resources Board is responsible for the development and regulation of a safe and adequate water supply for Rhode Island's citizens through municipal water supply systems located around Rhode Island. The agency's responsibilities include the planning and development of water supplies, both surface and ground, so that they are available when required, both in terms of quality and quantity. Rhode Island's 34 municipal water supply systems serve 90 percent of Rhode Island's population.

Approximately 85.0 percent of Rhode Island's water supply comes from surface water and 15.0 percent comes from groundwater resources. The Water Facilities Assistance Program utilized general obligation bond funds from the 1983 and 1986 bond authorizations to provide matching grants to local governments for 25.0 to 50.0 percent reimbursement of eligible construction costs of water supply transmission facilities and interconnections.

The 1988 Public Drinking Water Protection bond authorization provides funding to supplement suppliers' funds and revenue bonds to finance watershed protection activities, including land acquisition. Authorizations approved in 2000 and 2004 provide financing for various projects of the Board as described below, in combination with other sources. Other sources of financing available to water suppliers include the Rhode Island Clean Water Finance Agency, which operates the Safe Drinking Water State Revolving Fund for public water supply, treatment and transmission projects, and revenue bonds.

Governor's Recommendations

Bristol County Water Treatment Facilities – The Governor recommends the use of issued general obligation bond proceeds in the amount of

\$600,000 from Chapter 419 of the Public Laws of 1986 in FY 2010, and \$1.3 million in FY 2011 - FY 2012 for continuing work on the Bristol County Water Treatment Facility including repairs to three reservoirs, upgrades to the Child Street treatment facility, and the East Providence Emergency interconnect. The Governor also recommends the expenditure of issued proceeds of \$1.3 million in FY 2011, \$1.1 million in FY 2012, and \$76,512 in FY 2013, as well as the issuance of a total of \$2.5 million in FY 2013 - FY 2015 from Chapter 595 general obligation bonds of the Public Laws of 2004 for continuing work on the Shad Factory Transmission main to the plant. Prior to FY 2010, \$8.6 million was utilized from the 1986 and 2004 authorizations and used for various system and plant upgrades and improvements.

Big River Management Area Maintenance - The Governor recommends financing from the Rhode Island Capital Plan Fund in the amounts of: \$177,458 in FY 2010; \$120,000 in FY 2011; \$130,000 in FY 2012; \$140,000 in FY 2013, FY 2014, and FY 2015 for infrastructure maintenance at the Big River Management Area. \$983,789 in RICAP funds has been spent to date. The 8,600 acre site contains 33 dwellings, 3 commercial buildings, a mobile home park, and a golf course. Plans remain for development of the site as a groundwater or surface water resource, though the Board continues to have responsibility to maintain the site for the safety of its residents and visitors until such water resource development plans are finalized.

Big River Groundwater Development – The Governor recommends \$376,620 from the Rhode Island Capital Plan Fund in FY 2010, and \$26.7 million in revenue bonds from FY 2011 through FY 2013 to design and build a new groundwater supply in the Big River Management Agency. The project is intended to ensure drinking water supply requirements for central Rhode Island, including both current uses

State Water Resources Board

and residential, commercial and industrial expansion. The Board has begun testing of two high-capacity wells that would provide 4 million gallons a day to users in Quonset Point and the Kent County area.

Statewide Emergency Water Interconnect Program - In FY 2010, the Governor recommends expenditure of \$470,521 of issued proceeds, \$377,595 from Chapter 417 of the Public Laws of 1987 and \$92,926 of issued proceeds from Chapter 595 of 2004, as well as the issuance of \$780,000 from Chapter 595 of 2004 to continue the identification and costs of current and potential interconnections between Rhode Island's thirty largest water systems and other systems where appropriate. These connections will enable the transfer of water from system to system in the event of emergency pipe breaks, contamination of water sources, or drought. The Governor recommends issuance of \$600,000 in FY 2011, \$1.6 million in FY 2012, and \$315,000 in FY 2013 from Chapter 595 of 2004 general obligation bonds. The Governor also recommends the placement of a general obligation bond referendum on the November 2012 ballot in the amount of \$10.0 million, with \$2.0 million to be spent in each of FY 2014 and FY 2015 and the remaining \$6.0 million post-FY 2015, if approved by the voters. Prior to FY 2010, \$11.2 million from the 1987 and the 2004 authorizations were spent on the interconnect program.

Water Allocation Plan - The Governor recommends \$141,000 in FY 2010 in general revenue funding for the remainder of the Water Allocation Plan. The Governor also recommends \$249,734 in FY 2011, \$502,079 in FY 2012, \$520,000 in FY 2013, \$435,000 in FY 2014, \$190,000 in FY 2015 and \$700,000 in post-FY 2015 for the project. Prior to FY 2010, \$1.6 million of restricted receipts provided by the Department of Health, \$1.6 million in RICAP financing and \$1.6 million in

federal funds, as well as \$2.5 million in general revenue, were utilized. The project's goal is to ensure equitable distribution of water resources among competing demands. This legislatively mandated activity will enable planners, water suppliers, and state and local governments to evaluate the availability of water to support population and economic growth, to project water resource degradation, and to examine corrective action to avoid environmental and economic loss.

Supplemental Water Supplies Development - The Governor recommends \$20.0 million in Rhode Island Capital Plan funds in FY 2013-post FY 2015 to construct alternative water sources and interconnections to create redundant systems that would serve as alternative to existing sources. Prior to FY 2010, general revenue, Rhode Island Capital Plan Fund financing, restricted receipts from the Department of Health through its federal Safe Drinking Water grant, and contributions by the Providence Water Supply Board had provided a total of \$1.6 million for the project. The Board partnered with the Providence Water Supply Board on a statewide study to investigate alternative water supplies for existing use and emergency purposes. This project was completed in FY 2009. The Board is now defining priorities for the numerous projects identified in previous studies.

South County Groundwater Protection and Acquisition Program - The Governor recommends total expenditures from issued and unissued bonds funds of \$10.2 million from FY 2010 through FY 2014 for the Board's groundwater protection and acquisition program, which includes purchase of development rights for 1,100 acres ranging from 3 to 300 acres with potential well development options, purchase of wellheads and a 400 feet adjacent circumference, and identification and testing of potential well sites. Other tasks include establishment of safe yields

State Water Resources Board

of five reservoirs located in the Pawcatuck River Basin to ascertain sustainable drinking water resources, and management of existing groundwater resources to minimize streamflow depletion during the summer months and drought periods. The Board works in partnership with the planning and agriculture divisions of the Department of Environmental Management, the environmental health division of the Department of Health and the U. S. Geological Survey.

In FY 2010, the Governor recommends expenditure of \$1.0 million in issued general obligation bond funds from Chapter 55 of the 2000 bond authorization, with the balance of \$204,502 from this issuance programmed in FY 2011. In FY 2011 through FY 2014, \$2.7 million in issued proceeds and \$5.3 million in unissued proceeds from the 2004 authorization is recommended for issuance and expenditure.

Clean Water Finance Agency

Agency Responsibilities

The Clean Water Finance Agency (CWFA) functions as a body politic, a corporate and public instrumentality having a distinct legal existence from the State of Rhode Island. The mission of the agency is to provide low-cost financing to municipalities, suppliers of drinking water, sewer commissions and wastewater management districts by means of the State Revolving Fund (SRF) programs. The SRF programs are designed to leverage state bond funds, increasing the availability of money to borrowers by a ratio of 10 to 1. The SRF loan programs consist of a Clean Water SRF, a Safe Drinking Water SRF and a R.I. Water Pollution Control Revolving Fund.

The Clean Water SRF is capitalized by federal Environmental Protection Agency (EPA) capitalization grants, proceeds from the 1990, 2000 and 2004 general obligation bond referenda and other borrowing as authorized. An estimated \$1.4 billion will be required to address Rhode Island's wastewater priorities through 2020. Eligible projects include water pollution control facility capital improvements, non-point pollution reduction programs (including landfill closures and septic systems repairs), and estuary protection programs.

To be eligible for Clean Water SRF financing, projects must meet EPA criteria, be approved by the Department of Environmental Management, and meet CWFA criteria as to financial soundness. Once approved by all parties, projects are funded by federal, state and/or investors' dollars acquired by the sale of tax-exempt revenue bonds. States are required to provide a match of 20 percent of available federal funds. The state match is currently being funded from the \$34.0 million 1990 Clean Water Finance Agency general obligation bond authorization. To date, the Clean Water SRF loan program has provided subsidized interest loans to 28 communities and the Narragansett

Bay Commission totaling \$690.0 million for over 300 projects. Through its leveraged program, which will include proceeds from the Water Quality Management bond authorization, the CWFA makes \$10 available for wastewater pollution control programs for every \$1 of state match. The CWFA can also make direct loans using federal and state match dollars.

The Safe Drinking Water SRF is designed to function in the same manner as the Clean Water SRF. With the Department of Health as its regulatory partner, the CWFA uses the Safe Drinking Water SRF to finance the acquisition, design, planning, construction, enlargement, repair, protection or improvement to public drinking water supplies. Currently, there are 484 active public water systems in the State of Rhode Island. The drinking water systems that are eligible for Safe Drinking Water SRF loans are community water systems, both private and publicly owned; and non-profit, non-community water systems. The Department of Health has estimated the total funding need of Rhode Island's public systems over the next 20 years to be approximately \$577.0 million of which \$333 million are identified as high priority. To date the Safe Drinking Water SRF loan program has loaned a total of \$175.6 million to 21 communities and water systems.

In August 1996, the 104th Congress approved the Safe Drinking Water Act Amendments that, for the first time, authorized the award of EPA capitalization grants to safe drinking water SRFs. Rhode Island's share of the capitalization grant monies is estimated to be \$7.1 million per year for the next several years. To be eligible for these funds, the State is required to provide a 20 percent state match. Total EPA funds of \$88.7 million have been received, matched by \$3.9 million in funds from the 1987 general obligation Watershed Protection bond and \$3.0 million from the Clean Water Authorization.

Clean Water Finance Agency

While the CWFA has made \$128.0 million in Drinking Water subsidized market rate SRF loans to date, it has made a total of \$75.2 million non-subsidized, market rate, conduit financing loans. In 1995, the agency loaned \$12.0 million to the Providence Water Supply Board. In FY 1997, the agency loaned \$28.5 million to the City of Cranston for the privatization of the city's wastewater treatment facility. Other conduit financing loans to Pawtucket and West Warwick total \$34.7 million.

The R.I. Water Pollution Control revolving Fund (RIWPCRF) receives the state capital contribution, including proceeds from the Water Quality management bond authorization, before the funds are transferred to the Clean Water and Drinking Water SRFs. The CWFA uses interest and loan repayments to finance projects not meeting federal requirements. The agency made a \$920,000 loan to South Kingstown in 1992 for sewer expansion, as well as facility plan loans in 1998-1999 to Bristol and Smithfield. The Fund also administers the Rhode Island Zero Interest Loan Fund that has issued forty-six zero and subsidized interest loans worth \$222.0 million.

An additional funding source has become available with the passage of the American Recovery and Reinvestment Act of 2009 (ARRA). Federal Stimulus funding will be available for both clean water and drinking water projects that will be selected from the State of Rhode Island's priority project lists. Projects must be ready to proceed to construction within twelve months of enactment of the legislation (February 2010). If projects are not under contract or construction within twelve months, funds can be reallocated to other states. Grant funding will not be subject to match requirements. At least 50.0 percent of grants must be devoted to subsidization in the form of loan principal forgiveness, negative interest loans, or grants. A total of 20.0 percent of grants should be devoted to projects that address green infrastructure, water or energy

improvements, or other environmentally innovative activities. The grants cannot be used for the purchase of land or easements.

Governor's Recommendations

Clean Water State Revolving Fund - The Governor recommends expenditures of \$931,627 from issued general obligation bonds from the 1990 authorization, as well as \$2.0 million from issued general obligation bond proceeds from the 2004 authorization in FY 2010. Based upon Clean Water Finance Agency estimates of the amount of state matching funds required to support SRF loan requests by municipalities, sewer commissions and wastewater management districts, the Governor recommends expenditures of \$7.4 million to be funded from previously authorized but unissued bond proceeds from both authorizations for FY 2010 through FY 2015 (\$2.4 million in FY 2010). In addition, for FY 2010, the Governor recommends funding from the ARRA stimulus package. The latest estimate of such funds is \$26.3 million. These funds will support a total of \$92.0 million in loans at a reduced interest rate to ten municipalities (for wastewater upgrades and sewer lines) and the Narragansett Bay Commission (for nutrient removal facilities).

A large portion of the agency's Clean Water SRF loans will support Phase I of the Narragansett Bay Commission's Combined Sewer Overflow Abatement project. Additional expenditures in Clean Water SRF loans are financed from revenue bonds (\$92.0 million in FY 2010, \$143.4 million in FY 2011-FY 2015) and Environmental Protection Agency federal funds (\$9.0 million in FY 2010, \$28.5 million in FY 2011-FY 2015). Zero interest subsidies for loans from the Clean Water State Revolving Fund will be financed from leveraged funds supported by the \$60.0 million Water Quality Management bond authorization (the referendum which was approved in November 2000), and the \$10.5 million Clean Water Finance Agency

Clean Water Finance Agency

share of the Narragansett Bay and Watershed Restoration bond authorization (the referendum which was approved in November 2004). The latter authorization can be used by municipalities and governmental entities (including the Narragansett Bay Commission) to construct wastewater treatment facilities to implement nutrient reduction and other water quality projects impacting Narragansett Bay and state watersheds.

Safe Drinking Water State Revolving Fund –

The Governor recommends SRF loans of \$56.6 million in FY 2010. Over the period FY 2011 through FY 2015, the Governor recommends SRF loans of \$144.6 million. To provide the necessary 20.0 percent state match to qualify for the EPA capitalization grants for FY 2003 through FY 2005, the Agency used \$3.0 million in bond issuance from the 2000 Water Quality Management Bond authorization. The Governor also recommends the use of agency resources as much as possible to match federal grants. Ten states use revenue bonds as the sole source of state match for SRF loan programs. Only five states rely on general obligation bonds for match funding of federal EPA capitalization grants. To date, the Agency has spent \$8.6 million in agency revolved capitalization grants and \$127.4 million in revenue bonds. For the period FY 2010 through FY 2015, the Governor recommends that the Agency issue \$256.8 million in revenue bonds (\$30.9 million in FY 2010). These resources will match \$55.7 million in EPA federal funds through FY 2015 (\$11.1 million in FY 2010). The Governor also recommends funds from the American Recovery and Reinvestment Act stimulus package, estimated at \$9.8 million in FY 2010. These funds will support a total of \$37.0 million in loans to 11 municipalities and water systems for water main cleaning, pipe rehabilitation, water meters and storage tank replacement.

Water Pollution Control Revolving Fund - The Governor recommends the utilization of interest

earnings on Clean Water bonds issued by the State to finance the Water Pollution Control Revolving Fund. The agency has spent \$2.3 million in interest earnings and \$1.1 million in revolved capitalization grants prior to FY 2010. The Agency will spend an additional \$50,000 from interest earnings per year in FY 2010 through FY 2015, as well as loan repayments (estimated at \$161,239 in FY 2010 and approximately \$161,000 per year thereafter), to finance additional loans in the Clean Water State Revolving Fund.

In addition, the \$60.0 million in bond proceeds authorized in the Water Quality Management bond referendum have been issued and has been deposited into an investment account commensurate with current arbitrage rules and regulations. These bonds have been issued to enable the agency, in combination with other agency resources (loan repayments, investment proceeds, previously authorized federal and state capitalization grants), to leverage up to \$210.0 million in funds (\$70.0 million per year for three years) for the following purposes:

- Not more than \$3.0 million in bond proceeds can be used to provide state matching funds for the Drinking Water State Revolving Fund to finance drinking water projects by private and public community water systems.

- The remaining \$57.0 million was to be loaned to the Narragansett Bay Commission. Since the 2000 bond referendum provides that a minimum of \$70.0 million be provided to the Narragansett Bay Commission in zero interest loans for the Combined Sewer Overflow project, the agency will provide an additional \$13.0 million out of available resources.

- The \$57.0 million creates a flow of funds that will be invested above bond yield. This flow, along with interest income generated by the loan, will be provided to other municipalities and agencies to establish a zero interest loan

Clean Water Finance Agency

fund. Proceeds from the fund would pay the difference between the subsidized interest of 66 and 2/3rd percent and the zero subsidized interest of 50 percent of the latter, or 33 and 1/3rd percent. The program would reduce the interest rate paid by eligible borrowers from the subsidized rate reduction of 33 and 1/3rd percent from the market rate currently provided by the agency to zero percent.

Projects eligible for zero percent financing include water pollution abatement projects, such as wastewater treatment facilities, sludge improvement projects, sewer construction to relieve septic systems, planning/feasibility studies to support water quality restoration projects (including stormwater treatment and nutrient reduction), and implementation of stormwater treatment and other nonpoint source water pollution abatement projects.

Other loans made by this program include Facility Plan Loans, which makes low interest loans to municipalities to prepare plan documents, amendments, or updates.

Narragansett Bay Commission

Agency Responsibilities

Narragansett Bay Commission (NBC) - In 1991, legislation was enacted merging the Blackstone Valley District Commission (BVDC) into the NBC. The merger took effect in January 1992. As a result of the merger, NBC's service area was expanded to include the areas formerly served by the BVDC, including the cities of Pawtucket and Central Falls, and portions of the towns of Cumberland, Lincoln, Smithfield and the City of East Providence.

The merger resulted in the consolidation of the two largest wastewater treatment facilities in Rhode Island. The Field's Point plant, which services NBC's original district, handles average dry weather flows of 50 million gallons per day (mgd) and the Bucklin Point facility, which services the area formally served by the BVDC, handles average dry weather flows of 23 mgd. Together, these two facilities serve 10 communities and 300,000 people or about one-third of Rhode Island's population. NBC owns, operates and maintains seven pump stations. Four of the seven are within the original NBC district, while three are within the former BVDC district. NBC is responsible for 86 of the 89 combined sewer overflows (CSOs) in Rhode Island (59 in the original NBC district and 27 in the old BVDC district), and over 89 miles of underground interceptors and 32 tidegates.

While BVDC ceased to exist as a legal entity in January 1992, the following discussion on each agency's bond authorization is provided to place the state's general obligation commitment to NBC and BVDC in a historical perspective. In November of 1980, the voters approved a bond issue of \$87.7 million to finance capital improvements to be undertaken by the Narragansett Bay Water Quality Management District Commission. In 1990, \$15.0 million of this authorization was reallocated by a

referendum to the Blackstone Valley District (\$6.0 million) and the Pawtucket River District Commission (\$9.0 million). In November 1992, the voters approved a \$15.0 million bond referendum that restored to NBC the funds that had been reallocated to the Blackstone Valley District and the Pawtucket River District Commission. Although the \$93.7 million of bonds are general obligations of the State, user fees are required under the authorizing statute of the commission to support debt service costs for no more than \$14.1 million of such bonds and general operating expenses and other debt service requirements of the Commission.

While the size and timing of the 1980 bond authorization was based upon the anticipated termination of the federal Clean Water Act grant program, the federal program continued for several years to provide the Commission with additional resources. Since the Commission assumed full responsibility for the metropolitan Providence system on May 2, 1982, it has received grants from the United States Environmental Protection Agency under provisions of the Clean Water Act, and matching grants from the Rhode Island Department of Environmental Management. In addition, the Clean Water Finance Agency has provided the commission with below-market rate State Revolving Fund loans. The Commission is also authorized to issue its own revenue bonds to finance system-wide improvements. The Commission has indicated that a substantial share of its new and existing projects will be funded from an other fund source that would include state revolving funds, revenue bonds, or other fund sources. All spending in FY 2010-FY 2015 described below is so categorized.

Governor's Recommendation

Wastewater Treatment Facility Projects - The Commission proposes to expend \$31.4 million in FY 2010 and \$163.5 million from FY 2010

Narragansett Bay Commission

through FY 2015 on various wastewater treatment facilities, both improvements to existing facilities and new nitrogen removal facilities. Major projects under way include new facilities at Field's Point for effluent discharge removal of nitrogen and ammonia (\$98.0 million); code and security upgrades (\$3.0 million); asset management design (\$2.4 million); site specific study (\$748,000); regulatory compliance building (\$23.5 million); river model development (\$378,000), Fields Point Wind Turbine (\$5.7 million), Bucklin Point Biogas microturbines (\$2.1 million), and Bucklin Point nitrogen removal (\$37.0 million). New to the capital plan is the Fields Point Flow Control Efficiencies project (\$1.7 million)

Sewer System Improvements and Maintenance

- The Commission proposes to expend \$2.4 million in FY 2010 and \$12.3 million from FY 2010 through post-FY 2014 to improve the overall sewer system connecting the wastewater treatment plants in the entire area. Project types include pumping station improvements, miscellaneous studies, and application implementation. The largest project is the floatables control facility (\$7.9 million). Other projects include CSO flow metering (\$2.5 million), Central Avenue Pump Station (\$1.2 million), NBC Systems-Wide Facilities Plan (\$1.4 million), Omega Pump Station Rack Room (\$768,000), Lincoln Septage Station (\$612,000), and Hydraulic Systems Modeling (\$217,000).

CSO Interceptor Maintenance/Construction

- The Commission proposes to spend \$11.0 million in FY 2010 and \$50.5 million from FY 2010 through post-FY 2014 to address deficiencies in the aging sewer infrastructure to restore needed capacity. These projects include inspection and clearing and repair and construction of system interceptors. Existing projects include maintenance and construction of CSO interceptors (\$12.7 million), evaluation and cleaning of interceptors (\$16.0 million),

Moshassuck Valley Interceptor (\$5.3 million), Lousiquisset Pike Interceptor (\$2.6 million), India Street Siphon Gatehouse (\$975,000), FY 2008 Interceptor Improvements (\$2.2 million), and Interceptor Easements (\$2.7 million). New to the capital plan are Johnston Facilities Management Plan (\$600,000), System-Wide Facilities Plan-North Providence (\$346,000), and further Interceptor Easements (\$27.7 million).

Comprehensive CSO Program - Out of the total project cost of \$348.2 million, the Governor's recommended capital plan includes expenditures of \$222.8 million, including \$20.1 million in issued general obligation bonds (1990, Chapter 434), \$9.0 million federal funds, \$126.2 million in state revolving fund loans, \$52.2 million in agency revenue bonds, and \$141.1 million in other funds (SRF/Revenue Bonds/Other) for Phase I of the stakeholder-approved Comprehensive CSO Abatement project. In addition to issuing general obligation bonds that provide a direct subsidy to the Commission, the State subsidizes a portion of the interest on the state revolving fund loans taken out by the Commission to finance the CSO program by providing the 20.0 percent match required by the Clean Water Finance Agency for EPA capitalization grants. The 20.0 percent state match and the EPA capitalization grant funds are placed in a "local interest subsidy trust fund" and used to offset interest costs. The debt service on these general obligation bonds issued by Rhode Island is an obligation of the State, not the Commission.

Leveraged funds in the amount of \$70.0 million of Clean Water SRF loans are guaranteed to the project generated as a result of the \$60.0 million Water Quality Management bond authorization passed in November 2000. These general obligation bonds provided by the State to the Clean Water Finance Agency are leveraged with federal funds to provide a total of \$215.0 million in zero interest loans to

Narragansett Bay Commission

communities and wastewater treatment operators.

In FY 2010, the Governor recommends inclusion of \$3.5 million in other funds. \$2.9 million of this is for the final project element, the Tunnel Pump Station. \$556,000 is for final construction management and administrative costs.

The Combined Sewer Overflow (CSO) project will mitigate the impact of wet weather overflows on Narragansett Bay water quality by means of two tunnels, two pump stations, five CSO interceptors, and twelve separation projects. Phase I included in the current capital budget includes design and construction of the 16,000-foot main spine tunnel and pump station, as well as overflow structures. These facilities will reduce overflow volume by 40.0 percent, and, as a result, reduce conditional closures of shellfish beds by 40 percent in the upper bay, and 78.0 percent in the lower bay.

Construction of the 16,000-foot long, 260-foot diameter main spine tunnel began in February 2002 and was completed in 2007. Other completed segments of the project include five overflow structures (each with a dropshaft to the main spine tunnel, associated gate and screening structures, diversion chambers, and piping); the Woonasquatucket River interceptor relief (including one dropshaft, a gate and screening structure, a diversion chamber, and piping) to relieve surcharging and reduce upstream flows on an interim basis until Phase II and regulator modifications to six existing structures to allow diversion of existing interceptors. The remaining project is tunnel pump station including an overflow structure (scheduled for completion in FY 2010).

Comprehensive CSO Program (Phase II) – The Commission proposes to spend \$269.4 million for Phase II, (including \$6.5 million spent to date and \$6.9 million to be spent in FY 2010),

which would construct two interceptors to transport flows from the Seekonk and Woonasquatucket Rivers to the Phase I tunnel, sewer separation, and a wetlands treatment facility in Central Falls. The length of the interceptors is 19,150 feet for Woonasquatucket and 11,200 feet for Seekonk. Implementation of Phase II began in January 2007 with design. Construction is expected to begin April 2010 (in FY 2011), with completion in September 2014. Phase III, construction of a 13,000-foot Pawtucket tunnel, three interceptors, and two sewer separation projects, is not included in the current capital plan.

This page was intentionally left blank.

Transportation

**Department of Transportation
Rhode Island Public Transit Authority**

Department of Transportation

Agency Responsibilities

The Department of Transportation is responsible for providing and maintaining the surface transportation (highway, mass transit, and rail) infrastructure that serves the needs of Rhode Island residents and visitors. Infrastructure-related capital projects are outlined in the Department's five year Capital Improvement Plan for inclusion in the Transportation Improvement Program (TIP), which is revised every four years by the Department of Administration's Office of Statewide Planning and approved by the State Planning Council. The TIP addresses the goals of Rhode Island's transportation program and lists priority projects and activities. In recent years, the Department's capital improvement projects have focused on continued highway construction and reconstruction, bridge repair, and statewide road projects. The State of Rhode Island has relied in the past on the issuance of general obligation debt to both finance 100 percent state projects and provide the majority of required state match for federal funds. These federal funds have come from three sources: the Federal Highway Administration (FHWA), the Federal Transit Administration (FTA), and the Federal Railroad Administration (FRA).

In August 2005, the Safe, Accountable, Flexible, Efficient Transportation Equity Act: A Legacy for Users (SAFETEA-LU) was passed. The act replaced the previous Transportation Equity Act of the 21st Century (TEA-21) and authorized funds for highway construction, highway safety programs, mass transit operations, and other surface transportation projects for a five-year period: 2005 - 2009. Under this program, Rhode Island has received an average of \$202.0 million per year compared to \$186 million per year from 2002 through 2004 and expects to receive an average of \$210.0 million per year for the entire planning period. This is a conservative estimate, \$9.0 million less than was received in 2009. The estimate is based on the expiration of the

SAFETEA-LU Act, and to date only short term extensions have been approved.

The Federal Transit Administration provides funds to support the capital needs of Rhode Island's mass transit system, including the Rhode Island Public Transit Authority (RIPTA). The required 20 percent state match is provided from bond funds, RIPTA operating revenue, the Rhode Island Capital Plan Fund, local funds, and RIPTA revolving loan funds. The SAFETEA-LU authorizes monies for both capital and operating assistance for mass transit operations. In November 2008, voters approved a total of \$3.6 million in general obligation bond proceeds to match FTA grants for the Fixed Guideway (Commuter Rail) project, as well as an additional \$3.6 million for the purchase of new buses or rehabilitation of existing buses in RIPTA's fleet.

Federal Rail Administration (FRA) funds were programmed initially for administration and project work to rehabilitate Rhode Island's major freight rail corridors and preserve them from private encroachment. FRA has provided close to twenty-five percent of the funding for the State's Freight Rail Improvement Project. The funding to complete the project is being provided by GARVEE bonds, Motor Fuel Revenue Bonds, and other highway funds which include FHWA grants and general obligation bond matching funds.

In FY 2010 and FY 2011, Rhode Island relies primarily on general obligation debt and motor fuel tax bonds to finance capital project costs and state match requirements. All projects not eligible for federal funds are financed with general obligation debt.

An additional funding source has become available with the recent passage of the American Recovery and Reinvestment Act of 2009 (ARRA). Federal stimulus funds will now be available over the next three years for both the highway improvement program and the Fixed Guideway (Commuter Rail) project. The

Department of Transportation

Rhode Island Department of Transportation is expected to receive a total of \$137.1 million for highway infrastructure investment, which will be spent over three years for fifty separate projects throughout Rhode Island including highway, road and bridge repair, pavement resurfacing, as well as enhancement projects, such as lighting and drainage improvements. The Department is also expected to receive a total of \$612,000 in fixed guideway infrastructure grants, which are expected to be spent over two years starting in FY 2010.

Governor's Recommendations

Highway Improvement Program (HIP) The Governor recommends the issuance of \$80.0 million of previously authorized general obligation bonds as well as a total of \$160.0 million of new bond referenda, and \$12.0 million of land sale revenue as state matching funds for a total of \$949.1 million of federal highway funds from FY 2010 to FY 2015.

The Governor recommended and the voters authorized \$80.0 million in November 2008 to match available federal funds or to provide direct funding for improvements to the State's highways, roads, and bridges over two years. The general obligation bond recommendation is based upon an increase in federal funds resulting from SAFETEA-LU as well as multi-year project costs schedules. These funds, along with other sources of matching funds will finance the Highway Improvement Program. Other sources of matching funds may include proceeds from the sale of real estate, Department of Environmental Management bonds for bike path construction, municipal contributions, and other funding mechanisms such as "soft match" and FHWA credits.

The HIP consists of approximately 200 projects scheduled for some phase of implementation during the next five years. Portions of each year's bond funds will be dedicated to individual projects being conducted separately from the

Highway Improvement Program. These projects are detailed in this section. Included in the HIP are actual expenditures for the Warwick Intermodal Train Station project which is presented in detail under the Rhode Island Airport Corporation section as well as additional financing to be provided for the I-195, Quonset Access Road - RI 403, FRIP, and Sakonnet River Bridge projects.

FHWA projects within the TIP fall into the following categories:

Planning	Enhancement Program
Study & Development	Bridge Improvement
Highway Projects	Interstate Program
Pavement Management	Traffic/Safety Program
Bike/Pedestrian Program	Major Projects with
Administrative Program	Multi-year Funding
SAFETEA-LU Earmarks	Congestion Mitigation/ Air Quality (CMAQ)

The **Planning Program** involves long range planning, development of the TIP, environmental justice analysis and data collection efforts to support the highway program, among other activities.

The **Study and Development Program** assesses projects and develops sound cost estimates with public input. Projects in this program are prepared for the design phase.

The **Highway Projects Program** primarily involves projects that preserve and manage the existing system, without appreciable expansion of highway capacity. Projects currently in this category are ADA and landscape projects and Route 3 Improvements.

The **Pavement Management Program** allows the DOT to pursue pavement treatment options such as crack sealing and micro-surfacing when such treatment is appropriate. Roadways included in this program include community requested projects and those identified in DOT's Pavement Management Program. DOT's evaluation for addressing road conditions is

Department of Transportation

based on four sources of information: Pavement Management System data, public input, Maintenance Division input, and staff field review. The Department prioritizes and schedules the projects.

The **Bicycle/Pedestrian Program** includes the planning, design, and construction of pedestrian/sidewalk improvements, independent bike paths and walking trails, on-road bicycle lanes, on-road bicycle routes, and bike/pedestrian promotional programs.

The **Administrative Program** finances Equal Employment Opportunity activities and the Motor Fuel Tax Evasion Enforcement Effort, and provides for construction project modifications and change orders.

The **Enhancements Program** seeks to address environmental impacts on local communities from transportation and highway construction. This program dedicates specific funds that each state must use for enhancement projects. Enhancement projects must have a relationship to transportation and fall within at least one of an established list of categories.

The **Bridge Improvement Program and Interstate Program** focus on system preservation. The DOT maintains over 1,100 bridges. Bridge projects originate from state assessments and community requests that are evaluated and prioritized through the Department's Bridge Management Program. The Interstate Program focuses Interstate system preservation and includes such projects as I-95 Bridge #550 in Pawtucket, I-295 Safety and Bridge Projects, and Dillons Corner and Pt. Judith bridges.

The **Traffic Safety Program** includes projects such as: traffic signal repair and construction, signing, striping, repair of damaged safety devices, traffic monitoring, modifications to arterial highways to improve traffic flow and reduce congestion, and traffic/safety design-

related work. The Traffic Safety Program also finances projects aimed at improving highway lighting, high hazard intersections and ramps, repairing isolated drainage problems, and improving arterial and roadway signage.

The **Major Projects with Multiyear Funding** category encompasses those projects being advanced by the GARVEE and programs the use of federal funds for the reimbursement of GARVEE debt service. Additional funding to supplement GARVEE funding is also programmed for most of the projects and is included under the HIP, as well as the Warwick Intermodal Train Station project.

The **Congestion Mitigation/Air Quality Program** finances projects that expand or initiate transportation services with air quality benefits. Projects to be funded include RI Fast Ferry Facility Improvements at Quonset Point, the Transportation Management Center, the South County Commuter Rail Service, and Providence Traffic Signal Coordination projects.

The **SAFETEA-LU Earmark Program** involves projects that have been identified in the Transportation Act and which DOT receives annual funding for to implement these specific projects. Projects include completion of four major independent bike paths (the Blackstone River Bicycle Facility, Northwest Bike Trail/Woonasquatucket River Greenway, South County Bike Path, and Washington Secondary Bicycle Facility, Providence Downtown Circulation Improvements, and Renovations to Rt. 138.

The Governor also recommends the inclusion of total of \$137.1 million of American Recovery and Reinvestment Act of 2009 funds, of which 50 percent had to be obligated by July 2009 for the Highway Improvement Program, including a total of \$7.8 million in FY 2009, \$65.3 million in FY 2010, \$43.9 million in FY 2011, and \$20.1 in FY 2012. DOT has proposed a statewide, comprehensive stimulus project

Department of Transportation

program, which will include the following: \$62.0 million for statewide road resurfacing; \$22.5 million for bridge rehabilitation and preventative maintenance of both the Washington and Jamestown-Verrazzano Bridges; \$10.9 million for signage improvements; \$6.6 million for sidewalk improvements; \$6.0 million for I-295 safety and lighting upgrades; \$5.3 million in reconstruction of Hartford Avenue (Rt. 6A); \$5.0 million for traffic signal improvements; \$4.7 million in highway striping; \$4.1 million for a pavement management program; \$3.8 million in streetscape enhancements; \$2.9 million in environmental preventative maintenance; \$1.8 million for traffic safety, monitoring, congestion relief, and required reporting systems; \$1.7 million for drainage improvements; and \$1.2 million for statewide guardrail replacement/repair. Due to bids received that were approximately 15 percent lower than expected, eight new projects were added to those previously financed with stimulus funds, for a total of 62 projects.

GARVEE/Motor Fuel Bond Program

FY 2004 marked the beginning of a major effort on the part of Rhode Island government to address the rebuilding and modernization of the State's transportation systems. In December 2003, the State completed the first of a three-part bond transaction which authorizes \$709.6 million and programs \$637.1 million for five major infrastructure projects to be completed over an 8 ½ year period. This undertaking includes two financing mechanisms. The majority of the costs (\$548.2) will be financed through Grant Anticipation Revenue Vehicle bonds (GARVEE). GARVEE is a program approved by Congress that allows states to borrow funds, which are then backed and repaid by the annual allocation of Federal Highway Administration construction funds. The remaining costs (\$119.9 million) will be provided through Motor Vehicle Tax Revenue Bonds. These bonds are financed through a two-cent dedication of the Department's gasoline tax allocation. The State

issued a third series of both the GARVEE and Motor Fuel Bonds program in 2009. With the established funding sources in place to meet the financing requirements of this borrowing, this program will have no fiscal impact to the State and offer no financial exposure to taxpayers other than the pledging of the FHWA and gas tax funds to repay the bonds.

The projects being financed under this program are the I-195 Relocation, Washington Bridge Reconstruction, a new Sakonnet River Bridge, and the Quonset Rt. 403 construction. Also being financed is the completion of the Freight Rail Improvement Program. Most of the projects participating in the GARVEE program have additional financing programmed as other highway funds. This additional source is identified under each appropriate GARVEE project for display purposes, but total costs have already been included in the HIP program which includes both federal highway funds and general obligation debt.

The debt service on the GARVEE bonds to be paid through the FHWA allocation in 2010 and 2011 is \$48.4 million each year. The gas tax funded debt service on the Motor Fuel Tax revenue bonds totals \$8.4 million in both FY 2010 and FY 2011.

Route I-195 Relocation Project – The cost for this project is \$430.6 million, which is comprised of \$318.3 million of GARVEE and \$67.3 million of Motor Fuel Revenue bonds and \$45.0 million of land sale revenue. A total of \$310.2 million has been spent on the I-195 project including \$180.4 million in other highway funds prior to FY 2010. The Route I-195 Relocation Project, now known as the I-way, involves the relocation of a 45-year-old 1.6-mile stretch of Interstate 195 (I-195) and an adjacent 0.8-mile portion of Interstate 95 (I-95) through Providence. The freeway will be relocated 2,000 feet south from its current alignment and involves the construction of a new 8-lane interstate segment of highway

Department of Transportation

(providing 25 lane-miles of new interstate), and a 1,200 foot long mainline bridge over the Providence River joining I-95 and I-195. The project includes a total of fourteen new bridges, five miles of new city streets, and 4,100 feet of new pedestrian river walks. In addition, removal of the existing interstate will free up 20 acres of prime downtown real estate. The project will compliment the recently completed river relocation, Waterplace Park and Memorial Boulevard projects that have revitalized downtown Providence. The centerpiece of the project is the four hundred foot long main span of the Providence River Bridge which is part of the new South Main Street ramp that was opened to motorists in November 2007. This represents the second phase of the project. The third and final phase of the project involves the demolition of the existing facility and reconnection of city streets by 2012.

Route 403/Quonset Project – The total cost for this project in FY 2011 (the final year for the project) is currently estimated to be \$1.1 million in GARVEE bonds. When additional financing provided by other highway funds is included the total project cost is \$1.7 million. An additional \$6.5 million, all GARVEE bond financing, will be expended in FY 2010. A total of \$86.1 million in GARVEE and motor fuel bonds has been spent on this project as well as \$82.7 million in other highway funds prior to FY 2010. The proposed Route 403 project involves the construction of a limited access highway that will connect the existing Route 4 freeway in East Greenwich with the Quonset Davisville Port and Commerce Park in North Kingstown (the “Quonset Industrial Park”). The project will be undertaken in order to provide improved access to the Quonset Industrial Park and safely route traffic off residential streets. The 4.5 mile, 4-lane, controlled-access facility will contain three interchanges at Route 4, West Davisville and Post Road, a total of 14.8 miles of roadways (including the main freeway and the ramps), 14 new bridges, two bridge rehabilitations, an

extensive storm drainage and water quality treatment system, and environmental mitigation improvements.

New Sakonnet River Bridge Project – The total cost for this project is estimated to be \$131.6 million, including \$120.8 million in GARVEE bonds, and \$20.1 million in Motor Fuel Revenue bonds. When additional financing provided by other highway funds is included the total project cost is \$226.7 million. An increase in the cost of the project was avoided by a sixty day review of the complete project, which provided a list of forty cost-reduction measures. Upon evaluation, twenty of these measures were adopted and a steel bridge replacement alternative selected over a concrete alternative will save the project a total of \$34.0 million. Both discretionary and earmarked funding is being used for the project. In FY 2011, \$34.4 million is expected to be spent, all in GARVEE bonds. When other highway funds are included, the total spending increases to \$46.5 million in FY 2011. In FY 2010, \$89.6 million in total spending is expected. The financing of these expenditures will be \$80.3 million in GARVEE bonds, and \$9.3 of Motor Fuel Tax Revenue bonds. When other highway funds totaling \$3.0 million are included, the expenditures in FY 2010 are \$92.6 million. The new Sakonnet River Bridge project consists of replacing the existing bridge on a new alignment immediately south of the existing structure. The crossing carries Rhode Island State Route 24 (RI 24) over the Sakonnet River, a tidal passage separating the Town of Portsmouth on Aquidneck Island to the west and the Town of Tiverton on the mainland to the east. The bridge is located in Newport County just to the south of where the Sakonnet River opens into Mount Hope Bay. The crossing is an integral part of RI 24 which is a key link in the transportation system connecting Massachusetts to Rhode Island and the Aquidneck Island communities. Extensive required rehabilitation (and associated adverse traffic impacts); seismic susceptibility, fracture, critical components, structural inadequacy, and substandard safety

Department of Transportation

features necessitate the complete replacement of the structure. After the completion of the new Sakonnet River Bridge, the asset will be transferred to the Rhode Island Turnpike and Bridge Authority (RITBA), and tolls will be installed on the bridge. The toll plaza will be built using DOT's federal highway funds.

Washington Bridge Repairs – The total cost of this project is \$72.3 million in GARVEE bonds. The Washington Bridge consists of two structures. The eastbound lane (bridge 200) was constructed in 1928 and was originally a two-way roadway. In 1970, a bridge was constructed adjacent to it (bridge 700). With the construction of bridge 700, bridge 200 was converted to a single direction multi-lane roadway traveling east. The proposed Washington Bridge No. 200 will be realigned within a vacant area between the two bridges, thus allowing the construction of a completely new bridge using the existing foundations. Additional construction savings were realized with the recommendation that the new bridge be positioned and supported by a portion of the existing foundation. The proposed bridge will consist of five 12-foot travel lanes and two 4-foot shoulders. Construction would be phased to allow the new bridge to be built while existing I-195 traffic is maintained within the southerly portion of the existing Washington Bridge No. 200. Since the existing bridge is on the National Register of Historic Bridges, a concept was advanced that retained the existing southerly portion of the existing bridge and converted it to a bike path, pedestrian way, and linear park which provides the highest form of historical mitigation. The design work is complete and construction of the new bridge is underway. The new bridge was completed in 2009 with the bicycle/pedestrian linear park facility to be complete by 2013. Construction schedules are being timed so not to interfere with the I-195 Relocation contracts.

The Freight Rail Improvement Project – The total cost for this project in FY 2010 through

FY 2011 (the final year for the project) is \$2.4 million in other highway funds. When previous year expenditures are included, the total cost of this project is \$146.7 million. Financing for this project has included general obligation bond funds, FRA funds, general revenue, and GARVEE bonds and Motor Fuel Tax bonds. The Rhode Island freight rail is part of the Northeast Corridor, a 457-mile rail line linking the cities of Boston and Washington, D.C. The Rhode Island segment is part of Amtrak's Shoreline Route, which extends from Union Station in New Haven, CT to South Station in Boston, MA. This project will focus on Rhode Island's 22-mile segment of the Amtrak line originating in Central Falls and terminating at the Quonset Point/Davisville Industrial Park in North Kingstown. The project includes rehabilitation of existing freight rail track, construction of new freight rail track, raising of highway/road bridges, and utility relocation.

Pawtucket-Central Falls Train Station – The capital plan included a study of the feasibility of operating a commuter rail station with a transit-oriented development (TOD) at the former Pawtucket-Central Falls train station. This project has now moved to a planning/environmental analysis and conceptual design of developing a commuter rail station with a transit-oriented development (TOD) at the former Pawtucket/Central Falls Train Station located on Broad Street in the cities of Pawtucket and Central Falls. A project agreement exists between DOT and the City of Pawtucket which provides that the city serve as manager of the project. The project includes FTA funds as the project advances to the environmental review stage. Funding for this project totals \$3.1 million, which comprised of \$2.5 million FTA funds, \$499,733 of local funds, \$140,000 from the Rhode Island Capital Plan Fund, and \$67,127 in other highway funds.

Fixed Guideway (Commuter Rail) – The total cost of this project is projected at \$170.0 million, which does not include other highway funds

Department of Transportation

totaling \$3.4 million. A total of \$3.6 million in new bond referenda was approved by the voters in November 2008. Other funding for the project includes \$136.5 million in FTA funds, \$2.5 million in issued general obligation bond proceeds from the 2006 authorization, \$6.4 from the Massachusetts Bay Transportation Authority (MBTA) and an additional \$15.0 million reserved in post-FY 2015 for future bond referenda. The Governor recommends the additional funding source of American Recovery and Reinvestment Act of 2009 federal stimulus funds totaling \$460,000; \$200,000 in FY 2010 and \$260,000 in FY 2011. A total of \$35.0 million has been spent on this project through FY 2009. The project involves the planning, design, and construction of new fixed guideway facilities, commuter rail, light rail, and/or intercity rail that will also enhance the commuter rail. The program includes the construction of stations, tracks and signals, right-of-way acquisition, purchase of locomotives and rail coaches, and other rail appurtenances to accommodate rail passenger service in Rhode Island. The current project reflects the continuation of the Pilgrim Partnership Agreement with the MBTA which will enable DOT to trade its federal capital funds for the provision of rail service south of Providence. Through this agreement, which runs through 2009, the MBTA extended additional round trips to Providence each day and DOT purchased five bi-level coaches. The balance owed to the MBTA is the completion of funding for the Pawtucket Layover Facility and the purchase of commuter rail coaches for the South County Commuter Rail (SCCR) system. Phase I of the SCCR includes construction for the provision of service between Providence and North Kingston with stops at T.F. Green Airport and Wickford Junction, two new stations. The Warwick Intermodal Train Station is included in these efforts; financing is included in the Highway Improvement Program and the project is displayed in further detail under the Rhode Island Airport Corporation (RIAC). Phase II of the project would extend service to the Kingston and

Westerly stations with potential stops in Cranston and East Greenwich. Funding for the construction phase of Phase II of the SCCR is included in this year's recommendation. Service for Phase I of the project is expected to begin in FY 2011.

Maintenance Facilities

Salt Storage Facilities – A total of \$14.7 million for expenditures on Salt Storage Facilities is planned. The Governor recommends expenditures of \$1.6 million in FY 2010, including, \$292,190 of issued GO 1998 proceeds and \$1.3 million in RICAP funds. A new \$5.0 million bond referendum is recommended for the November 2010 ballot to provide funding in FY 2011 – FY 2013. This project is a planning effort on the part of the Department to examine the consolidation of salt stockpiles to improve operational efficiencies, remedy environmental deficiencies, and reduce costs. This project will combat potential groundwater contamination and reduce environmental concerns over the storage of this chemical. The Department has identified facilities which it plans to remediate, proposes to reduce the number of salt distribution centers from 22 to 20 and has identified eight salt distribution centers to be built over the next few years. The following salt storage facilities are planned: Belleville, West Main Road, Point Judith, Whipple Avenue, and Apex in order to provide covered salt storage structures to meet environmental requirements. This project also includes salt storage structures to be constructed at the planned East Providence and Portsmouth facilities.

Facility Construction/Renovations – The current recommendation encompasses modifications to the Department's Cherry Hill/Lincoln, East Providence, and Portsmouth facilities. The Department has proposed consolidating the maintenance facilities currently located at Cherry Hill Road in Johnston and on Washington Highway (Route 11) in Lincoln. The proposal is an alternative to upgrading the current facilities

Department of Transportation

which have inadequate salt storage capacity. The DOT has purchased land from the National Guard in North Smithfield for \$1.7 million where the new consolidated Johnston/Lincoln facilities will be located. The National Guard will use the \$1.7 million to purchase land for the Aviation Facility Expansion project at Quonset Point. The Cherry Hill/Lincoln Facility project encompasses the construction of the complete facility with a salt storage structure and includes a total of \$3.0 million issued bond funds and \$1.6 million in Rhode Island Capital Plan Fund financing. The relocation of the maintenance facilities currently located in East Providence and Portsmouth will be financed with general obligation bond proceeds and the Rhode Island Capital Plan Fund. The Governor recommends a total of \$4.4 million for the relocation and replacement of a highway maintenance facility currently located on Sachem Road in East Providence. The proposed facility and salt storage structure are to be located on state property within the bifurcation of Route 114 (East Shore Expressway) at Route 6. Financing includes a total of \$1.8 million in issued general obligation bond proceeds from the 2002 authorization, and \$2.6 million from the Rhode Island Capital Plan Fund. When bids were received on the project, they exceeded the plan by \$1.2 million. Construction has begun on the project, with \$2.6 million budgeted for FY 2010, including \$1.6 million in bond proceeds and \$1.0 million in RICAP funds, and \$1.5 million in FY 2011, all RICAP funds. The Governor recommends a total of \$3.5 million for construction of the Portsmouth facility which has been pushed back to begin in FY 2011, when \$200,000 in bond proceeds will be expended. This project encompasses the relocation of Portsmouth facility to state land located between Boyd's Lane and the ramp to Route 24 north bound. A total of \$2.1 million of issued general obligation bonds from the 2004 authorization and \$1.4 million from the Rhode Island Capital Plan Fund is recommended for this project. The salt storage structures to be constructed as part of the East Providence and Portsmouth facilities are

included under the Salt Storage Facilities project.

Maintenance Facility Improvements – The DOT has identified several maintenance facilities which are not being replaced and are in need of capital improvements. Financing of facility maintenance has typically been included in the Department's operating budget. The Governor recommends a total of \$1.1 million from the Rhode Island Capital Plan Fund in FY 2010 and FY 2011 for roof replacement at the Scituate facility; additional storage capacity at the Lincoln Avenue Headquarter facilities and Hope Valley facility; improvements to the Belleville facility to include additional storage, boiler replacement, and environmental remediation; rehabilitation of the Glocester facility's antiquated garage and generator; and resurfacing and pavement restoration of all maintenance facilities.

Maintenance Facilities Fire Alarms – The Governor recommends a total of \$600,000 from the Rhode Island Capital Plan Fund in FY 2010 through FY 2012 for outfitting of fire alarm systems to comply with new fire code regulations. The installation schedule for the project is based upon prioritizing facilities by use and number of employees assigned to each facility.

Department of Transportation

GARVEE & Motor Fuel Tax Revenue Bonds Construction Costs Allocation (millions)

	2010	2011	2012	2013	2014	2015	Post 2015	Total
I-195 Relocation								
Garvee Bond	44.8	0.0	0.0	0.0	0.0	0.0	0.0	44.8
Garvee Residual Earnings	6.8	18.6	0.0	0.0	0.0	0.0	0.0	25.4
Motor Fuel Bond	5.2	0.0	0.0	0.0	0.0	0.0	0.0	5.2
Total	56.8	18.6	0.0	0.0	0.0	0.0	0.0	75.4
Quonset Access Road - RT 403								
Garvee Bond	4.1	0.0	0.0	0.0	0.0	0.0	0.0	4.1
Garvee Residual Earnings	2.4	1.1	0.0	0.0	0.0	0.0	0.0	3.5
Motor Fuel Bond	0.0	0.0	0.0	0.0	0.0	0.0	0.0	0.0
Total	6.5	1.1	0.0	0.0	0.0	0.0	0.0	7.6
Frieght Rail Improvement Program								
Garvee Bond	0.0	0.0	0.0	0.0	0.0	0.0	0.0	0.0
Motor Fuel Bond	0.0	0.0	0.0	0.0	0.0	0.0	0.0	0.0
Total	0.0	0.0	0.0	0.0	0.0	0.0	0.0	0.0
Sakonnet River Bridge								
Garvee Bond	71.7	26.5	0.0	0.0	0.0	0.0	0.0	98.2
Garvee Residual Earnings	8.6	7.9	0.0	0.0	0.0	0.0	0.0	16.5
Motor Fuel Bond	9.3	0.0	0.0	0.0	0.0	0.0	0.0	9.3
Total	89.6	34.4	0.0	0.0	0.0	0.0	0.0	124.0
Washington Bridge								
Garvee Bond	5.9	8.8	5.8	4.5	0.0	0.0	0.0	25.0
Motor Fuel Bond	0.0	0.0	0.0	0.0	0.0	0.0	0.0	0.0
Total	5.9	8.8	5.8	4.5	0.0	0.0	0.0	25.0
Total Bond Issuance								
Garvee Bond	126.5	35.3	5.8	4.5	0.0	0.0	0.0	172.1

Rhode Island Public Transit Authority

Agency Responsibilities

The Rhode Island Public Transit Authority (RIPTA) has primary responsibility for directing statewide fixed-route bus service and Americans with Disabilities Act paratransit service operations. RIPTA is managed under the direction of an eight-member Board of Directors. A Separation of Powers amendment to the constitution had eliminated two memberships formerly appointed by the House Speaker and Senate President. As a result, a 2006 amendment to R.I.G.L. 39-18-2 has changed the composition of the Board from seven members to eight members with seven members being appointed by the Governor and one member as the director of the Department of Transportation. In addition to its core transit services, RIPTA operations also include program development and implementation of the statewide carpool and vanpool program. In addition, RIPTA continues to pursue a high-speed ferry project from Providence to Newport which would be subsidy free. RIPTA is committed to protecting the environment and providing safe, reliable, quality transit service that is responsive to customer needs with particular emphasis on Rhode Island's families, children, transit dependent populations, elderly and disabled residents. RIPTA has a fleet of 248 buses, which are operated and maintained by 830 employees. The authority's main facility is located in the City of Providence with a satellite operation on Aquidneck Island. In addition to the fixed route service, RIPTA administers the paratransit service and as the largest of the three existing carriers, provides direct service in four of six designated regions. RIPTA is responsible for management oversight of coordinated paratransit services, including coordination of the purchase of vehicles and state equipment for contractors in the state paratransit system; and ensuring that project vehicles and equipment are maintained in good operating condition. As the statewide public transit organization, RIPTA has a primary role to expand access and mobility opportunities for

Rhode Islanders by undertaking actions and supportive strategies, directly and in collaboration with others, to provide a full range of options to the single-occupant automobile. These key mobility strategies include: transit design and service strategies which help improve the livability of communities and act as a stimulus for neighborhood renewal; technological advancements which increase travel options and convenience; and, collaborative land use strategies and economic development initiatives that foster transit ridership and pedestrian movement through transit-friendly land use and development.

An additional funding source has become available with the recent passage of the American Recovery and Reinvestment Act of 2009 (ARRA). Federal stimulus funds will now be available over the next three years for various projects at RIPTA. RIPTA is expected to receive a total of \$26.3 million for bus purchases, Intelligent Transportation Systems bus components, security enhancements, hub repavement, and facility upgrades.

A note on the FY 2011 – FY 2015 Governor recommendation, the Land and Buildings project, which was comprised of five component projects in previous years, has been revised. In the current recommendation, most of the components of the original Land and Buildings project are displayed separately. Components of the Land and Buildings project included the Elmwood Avenue Expansion (Paratransit Operations and Support Center), Security Enhancements at RIPTA Facilities have now been combined with the Improvements to Transit Hubs/Park and Ride Facilities now called Land & Building Enhancements, Elmwood Avenue Improvements, Bus Washes (formerly Newport Bus Wash), and Kennedy Plaza Repaving.

Rhode Island Public Transit Authority

Governor's Recommendations

Mass Transit

RIPTA Bus Purchases – The Governor recommends \$82.2 million for the Rhode Island Public Transit Authority (RIPTA) for the continued purchase and rehabilitation of buses and other revenue vehicles that have exceeded, or will exceed, their estimated useful life over the five-year plan. The majority of funding for these purchases and rehabilitations (\$50.5 million) is provided by Federal Transit Administration (FTA) grants. This funding is matched with \$890,000 in unissued general obligation bond proceeds from the 2006 authorization, \$3.6 million in unissued general obligation bond proceeds from the 2008 authorization, and \$3.5 million in new bond referenda over the FY 2011 – FY 2015 planning period. No bond referendum is recommended for November 2010. Referenda of \$4.0 million in general obligation bonds are recommended in both November 2012 and November 2014. The Governor recommends total expenditures of \$46.3 million in FY 2011, including \$23.6 million of federal stimulus funding for the purchase of hybrid buses. FY 2011 will include \$18.1 million in FTA grants, matched by \$4.6 million in general obligation bonds, \$937 of RIPTA operating funds. FY 2010 expenditures total \$8.8 million, including \$7.0 million in FTA grants, matched by general obligation bonds of \$1.8 million.

Paratransit Vehicles – For FY 2011 through FY 2015, the Governor recommends \$11.1 million for the continued replacement and renovation of paratransit vehicles for transportation service provided to elderly and disabled people throughout Rhode Island. During FY 2008 RIPTA began implementing an Intelligent Transportation System program to replace the existing software scheduling/billing system. This project includes a software system upgrade that will equip RIde vehicles with on-board technology that combines vehicle location with

up-to-the-minute schedule changes. The project is financed with FTA funds and paratransit revolving loan funds generated from lease payments made to RIPTA by contracted paratransit carriers. FTA funds totaling \$8.9 million will be matched primarily by \$2.0 million in RIPTA revolving loan funds. The Governor recommends a total of \$190,400 from the Rhode Island Capital Plan Fund in FY 2011 to match FTA funds for the installation of an on-board video surveillance system in order to comply with Public Law 2007 S-0186A, which requires all RIde buses to be equipped with passenger security cameras when federal funds become available. A total of \$3.3 million is budgeted to be spent on this project in FY 2010, including \$2.7 in FTA funds, and \$667,829 in RIPTA revolving loan funds.

Intelligent Transportation Systems Implementation – The Governor recommends a total of \$6.4 million for the purchase and installation of an Automated Transit Management System (ATMS) in the five-year plan. The new technology will allow RIPTA to furnish real-time bus information for riders, use real-time data communications to adjust bus scheduling, and provide for automatically announced predetermined stops to comply with American with Disabilities mandates. FTA funds provide \$3.4 million of the cost and RIPTA revolving loan funds provide \$570,000 in matching funds. The Governor recommends a total of \$2.4 million of federal stimulus funds in FY 2011 for the purchase of ITS equipment for the FY 2010 and FY 2011 hybrid bus purchase. The bus procurement for FY 2010 and FY 2011 originally included a built in ITS component, however, the ITS equipment will now be purchased separately in order to guarantee that the hybrid bus procurement will coincide with the availability of the federal stimulus funds. This project is expected to be completed in FY 2012. FY 2010 expenditures total \$4.0 million, consisting of \$3.5 million in FTA funds, matched by \$504,771 in RIPTA revolving loan funds.

Rhode Island Public Transit Authority

Elmwood Facility Upgrades and Repairs – The Governor recommends a total of \$1.8 million for FY 2010 including \$210,000 in RIPTA operating funds to match \$840,000 in FTA funds and \$730,000 in federal stimulus funds which require no match for ongoing upgrades and repairs at RIPTA’s Elmwood Avenue facility. Components include: repaving the Ride lot, new roofs, security improvements such as fencing, card access, lighting, and energy efficient windows and doors. These projects, which have been postponed until the availability of stimulus funds made them possible, are expected to be completed in FY 2010. Pre-FY 2010 spending totaled \$34,400.

Land and Buildings Enhancements – This Project was formerly Transit Hubs/Park & Ride Lots and Security Enhancements, which have been combined. The Governor recommends a total of \$3.5 million for construction of additional Park and Ride lots and enhancements to transit hubs, such as adding new lighting improving vehicle flow. Security investments are also ongoing. During 2010, upgrades are being completed to the Chalkstone and Sisson bus turnaround, adding parking spaces to create a small Park and Ride facility. Partnerships with community organizations to build bus shelters will continue. In FY 2011, \$560,000 in FTA funds is recommended, with a match of \$70,000 in local funds and \$70,000 in RICAP funds. In FY 2010, a total of \$1,040,714 will be expended.

Bus Washes – The Governor recommends a total of \$600,000 in FY 2011 for the replacement of the existing one-lane bus wash at the Newport bus maintenance facility and making improvements to the Elmwood bus wash. The existing bus wash is over ten years old at Newport and cannot efficiently service the various vehicles operated today by RIPTA including Newport-based trolleys and non-revenue vehicles. Federal stimulus funds will provide \$600,000 in FY 2011 with no match needed.

Kennedy Plaza Repaving – The Governor recommends a total of \$1.4 million in FY 2010 for roadway and bus berth repairs at RIPTA’s central hub in order to maintain a good state of repair. Roadways at transit hubs require regular repairs due to pressure exerted by repeated starts and stops of heavy vehicles. FTA funds provide \$697,846 of the cost and RIPTA revolving loan funds provide \$174,461 in matching funds. A total of \$560,000 in federal stimulus funds in FY 2010 will provide additional funding for a larger scale project, which will now include the addition of parts of Exchange and Dorrance Streets, and will provide repairs of crosswalks, tables, lighting, and other passenger amenities. This project will be completed in FY 2010.

Rapid Bus Corridor – The Governor recommends a total of \$900,000 in the five-year plan for the installation of traffic signal priority for transit vehicles on two routes that represent nearly 15 percent of RIPTA’s total fixed route ridership. The two routes include the Number 11 Broad Street and Number 99 Pawtucket routes. Total funding in FY 2011 will include \$900,000 in federal stimulus funding requiring no local match. The project should be completed in FY 2011. In FY 2010, an additional \$70,000 in stimulus funding will be expended.

Elmwood Avenue Expansion – The Governor recommends a total of \$41.7 million for facility upgrades to meet increased needs for revenue vehicle and roadway maintenance, revenue and non-revenue vehicle storage, administrative efficiency, and security of the bus fleet. The Elmwood Avenue Expansion project includes four primary components including: a new centralized maintenance and paratransit operations center, new bus storage capacity, additional fueling and bus washing capacity, and new customer service and administrative offices. This project is expected to be completed in FY 2010. For FY 2010, The Governor recommends a total of \$3.9 million from the Rhode Island Capital Plan Fund to match a total of \$17.3

Rhode Island Public Transit Authority

million in FTA funds for the Elmwood Avenue Expansion project. Pre-FY 2010 expenditures total \$20.5 million on this project.

This page was intentionally left blank.

Quasi-Public Agencies

**Rhode Island Airport Corporation
Rhode Island Resource Recovery Corporation
Rhode Island Turnpike and Bridge Authority**

Airport Corporation

Agency Responsibilities

The Rhode Island Economic Development Corporation created the Rhode Island Airport Corporation (RIAC) on December 9, 1992 as a subsidiary public corporation, government agency, and public instrumentality having a distinct legal existence from the State of Rhode Island and the Corporation and having many of the same powers and purposes of the Corporation. RIAC is empowered to undertake the planning, development, management, acquisition, ownership, operation, repair, construction, renovation, sale, lease or other disposition of any airport facility, including the T.F. Green State Airport in Warwick, as well as the outlying North Central, Quonset, Westerly, Newport, and Block Island airports.

The powers of the Airport Corporation are vested in its Board of Directors consisting of seven members, one member appointed by the Mayor of the City of Warwick and serving at his pleasure, the remaining six appointed by the Governor for four year terms. RIAC does not have the power to issue bonds or notes or borrow money without the approval of the Economic Development Corporation.

The Airport Corporation leases the airports from the State of Rhode Island, heretofore, through the Department of Transportation, the operator of the airport system. The State and the department have assigned all rights to airport revenues, the proceeds of general obligation bonds issued for airport projects, federal grant agreements, insurance proceeds, all contracts including concession agreements with vendors and airlines, and all licenses and permits to the Airport Corporation. RIAC has agreed to reimburse the State for general obligation debt service after July 1, 1993, to the extent that money is available from its funds. In the event of insufficient funds, the unpaid debt shall accrue and be payable in the following fiscal year.

The Airport Corporation was established for the purpose of assuming operating responsibility for the airports and undertaking capital improvements. RIAC is intended to provide more flexibility in the provision of state match funds for all airport related projects by utilizing revenue bonds backed by revenue from parking, car rental, and other concessionaires, including landing fees paid by airlines, as well as a passenger facility charge that the federal government has empowered local airports to collect in order to finance capital improvements.

The Airport Corporation is entitled to receive funds from the Federal Aviation Administration (FAA), which provides funds on a 75/25 (federal/state) matching basis to improve the State's airport system and finance equipment purchases, runway reconstruction, and terminal building improvements. The grants are used to support a program of specific runway, hangar, signaling, and other improvements under the general title of the Airport Improvement Program.

Federal grants are also used to support large-scale projects. Most noteworthy is the expansion of the existing passenger terminal at T. F. Green under the Security Enhancements project. This recently completed component of the project was financed with FAA grants, passenger facility charges, RIAC revenues and Airport Corporation revenue bonds.

As part of the FY 2007 – FY 2012 capital budget process the Governor recommended a total of \$93.4 million in a Kushner bond authorization for the financing of various capital projects including costs associated with environmental impact statements, facility development, and runway and taxiway improvements.

The departmental recommendation for the FY 2011 – FY 2015 Capital Budget does not include the T.F. Green Infrastructure Expansion and Enhancement project as reflected in the prior year recommendation. The T.F. Green

Airport Corporation

Environmental Impact Statement (EIS) has not identified a preferred alternative and development of projects, costs and/or schedules are not possible at this time.

Governor's Recommendations

Airport Improvements

Noise Mitigation – The Airport Corporation has undertaken an extensive Noise Mitigation Program for more than a decade. This project consists of three components: home and land acquisition, sound insulation treatments, and a noise compatibility study. Sound proofing measures include replacement of windows and doors, weather-stripping of interior walls and modifications to ceiling and electrical systems. This project is part of RIAC's FAA approved Part 150 Noise and Compatibility Program. The project involves the voluntary acquisition of homes located within and adjacent to the 70 Decibel Noise Level contour as defined by the 2003 Noise Exposure Map and the relocation of the associated residents. The acquisition program has identified approximately 265 residences as eligible for this program as outlined in the Uniform Relocation Assistance Act (URA) and is planned to take place in phases. Upon successful relocation of the residents, the homes will be razed. The Governor recommends \$94.5 million, which includes \$75.0 million in FAA funds, \$18.8 million in passenger facility charges, and \$750,000 in corporation operating revenues.

T. F. Green – General Improvements – The Governor recommends general improvements to the T.F. Green Airport totaling \$7.2 million. This project is comprised of improvements, renovations, capital asset rehabilitation, and construction projects at the T.F. Green Airport. At this time, all ongoing projects have been completed, and no further spending is anticipated until FY 2012, except for Expansions and Enhancements. Since the proposals for Expansion and Enhancement have

not been ruled on by the FAA to date, no expenditures have been included for FY 2010 or FY 2011, as any spending would be driven by the major expansion project. The current year's request includes the third stage of the obstruction removal process for off-airport vegetative penetration. For the obstruction removal easement portion of the project, an updated aeronautical study is underway to identify obstructions to navigable air space. If necessary, an environmental assessment will be conducted. For the FY 2012 - 2015 time frame, funding through the Federal Aviation Administration totals \$7.2 million, a total of \$5.4 million is FAA funds, \$286,187 is passenger facility charges, and a total of \$1.5 million is Airport Corporation bonds.

Warwick Intermodal Train Station - The transportation reauthorization act known as TEA-21 had authorized \$25.0 million for the development of an Amtrak/commuter rail station at T.F. Green Airport. The most recent Safe, Accountable, Flexible, Efficient Transportation Equity Act: A Legacy for Users (SAFETEA-LU) has authorized additional FHWA funding for an improved project. The current project accommodates the state-wide transit system, intercity bus system, taxis, limousines, van shuttles, short term parking for pick up or drop off, and bicycles. The Intermodal Facility includes a multi-level train station and platforms with access to inbound and outbound tracks, a bus terminal, a 2,670-space parking garage which provides parking for both commuters and rental car operators serving the Airport, a rental car mall, tenant improvements for the rental car companies, ticketing, information/waiting areas, concessionaires, and an elevated skywalk with a moving sidewalk system connecting the Intermodal Facility to the Airport. The total cost for the project is estimated at \$111.3 million and is shown in the RIAC capital plan schedule. Federal Highway Administration and state match general obligation bond expenditures are shown in brackets under the

Airport Corporation

RIAC capital project schedule; however, actual expenditures are included in the Department of Transportation's capital plan under the Highway Improvement Program (HIP). At this time, the funding is comprised of \$124.6 million in FHWA funding, \$31.1 million from general obligation bonds, \$29.7 million in revenue generated from customer facility charges (CFC), which is currently being assessed on all car rentals, \$42.0 million from a loan under the Transportation Infrastructure Finance Innovation Act (TIFIA), and \$39.6 million in special facility bonds, for which debt service will be financed with ongoing CFC revenues. The Intermodal Facility is expected to be completed with a date of operational opening of October 2010

Airport Environmental Compliance Projects – The Governor recommends \$25.3 million for RIAC projects aimed at addressing environmental concerns. The majority of this funding relates to the Long-term Glycol Plan & Implementation. This program aims to develop and implement a system for the reclamation of sprayed deicing fluid. RIAC has entered into a Memorandum of Agreement with RI Department of Environmental Management that outlines the requirements for a Storm Water Pollution Prevention Plant. This Plan includes a system with the ability to collect, transfer, treat, discharge, and store glycol impacted storm water. Another component of this project is the Environmental Management System (EMS) which focuses on establishing a commitment to pollution prevention and regulatory compliance and increasing environmental awareness. This project will establish a benchmark for environmental awareness and process and proactively manage issues. The project involved a reevaluation of the program with the FAA in light of the pending RI Pollutant Discharge Elimination System (RIPDES) permit requirements. The Voluntary Airport Low Emission (VALE) Projects (Preliminary Analysis) will provide an analysis of potential emission reduction projects that may qualify for the VALE Program.

Financing for these projects will be provided through airport passenger facility charges of \$6.3 million in addition to \$18.9 of FAA funds.

Outlying Airports – General Improvements – For the Rhode Island's five outlying general aviation airports: Quonset, Newport, Block Island, North Central, and Westerly, the Governor recommends a total of \$19.7 million for repairs, renovations and general improvements. RIAC has completed a master plan update which includes a survey of all the general aviation airports. North Central as a reliever airport holds the highest priority and is scheduled to receive safety improvements. The construction of a new airport terminal for Block Island is now complete and the remaining ongoing project is to replace the medium-intensity approach lighting system. Improvements to the remaining airports include the extension of taxiway W, demolition of the old terminal, rehabilitation of runway 5/23, and the relocation of the airfield lighting vault at Quonset; removal of off-airport easements and obstruction removal at Westerly; and the rehabilitation of runway 4-22, drainage improvements, removal of off-airport obstructions, and expansion and rehabilitation of the aircraft apron at Newport. Funding provided through the FAA totals \$16.3 million. Other funding sources include \$3.1 million in RIAC bonds and \$372,944 in operating revenues.

T.F. Green Infrastructure Expansion & Enhancement – Please note the departmental request for the FY 2011- FY 2015 Capital Budget does not include the T.F. Green Infrastructure Expansion and Enhancement project as reflected in the plan and in the prior year request. Projects being evaluated by the T.F. Green Environmental Impact Statement (EI) are therefore not included, as a preferred alternative has not been established and development of projects, costs and or schedules are not possible at this time.

Rhode Island Resource Recovery Corporation

Agency Operations

The Resource Recovery Corporation operates an integrated statewide system of solid waste management facilities and programs to provide environmentally sound and economically reasonable source reduction, recycling and disposal services. The goal of the Corporation's solid waste management system is to minimize the amount of waste generated and landfilled and maximize the amount of waste recycled and reused.

Source reduction and public education programs include the following:

- household hazardous waste reduction;
- used consumer electronics collection;
- distribution of home composting bins;
- technical assistance;
- materials exchange listings;
- a teacher's curriculum;
- school presentations and workshops; and
- other source reduction programs.

The Materials Recycling Facility (MRF), in concert with grants to municipalities, supports a broad municipal recycling program. Metal, newspapers, and plastic and glass containers are delivered to the MRF, processed, and sold on the open market to be remanufactured.

The Corporation developed and implemented an integrated solid waste management system in the most environmentally sensitive and economical manner possible. The Landfill is currently the foundation of the integrated system. All operations are conducted utilizing state of the art technology, including double lining the landfill.

Corporation's Capital Plans

Landfill Equipment/Vehicles/ Machinery:

The Corporation will acquire/replace equipment that is necessary to operate the landfill and construction and demolition debris facility, including earth moving equipment, compaction equipment, and general-purpose vehicles, as it wears out or becomes uneconomical to repair and maintain. Also included are the substantial outlays required by federal and state regulators for erosion and sedimentation control procedures. All items will be funded by Corporation general revenues. Projected costs are as follows: FY 2010 - \$200,000; FY 2011 - \$3,250,000; FY 2012 - \$2,700,000; FY 2013 - \$1,050,000; FY 2014 - \$1,400,000; FY 2015 - \$1,900,000 and post FY 2015 - Capital equipment will continue to be replaced annually at a comparable rate.

MRF Expansion, System Enhancement and Maintenance:

The Corporation will continue to reinvest in capital equipment for the MRF as needed to enable the facility to produce a quality product in an efficient and cost effective manner. The MRF receives and processes 100,000 tons of residential and commercial sector recyclables. This generates significant revenue for the landfill and diverts solid waste from the landfill, thereby extending the life of the landfill. By 2015, the Corporation plans to expand the facility, replace a substantial portion of the equipment, and install optical sorting equipment to allow the MRF to process additional plastic resins type 3 through 7. Projected costs are as follows: FY 2010 - \$591,667; FY 2011 - \$2,537,167; FY 2012 - \$460,000; FY 2013 - \$4,935,000; FY 2014 - \$3,225,000; FY 2015 - \$1,980,000, and post FY 2015 - Capital equipment will continue to

Rhode Island Resource Recovery Corporation

be replaced or restored annually at a comparable rate.

Industrial Park Development:

During 1998 the Corporation received authorization from the Rhode Island General Assembly to develop certain property it had acquired through eminent domain. This property which is situated south and east of the landfill was identified as potentially developable into an industrial park. Subsequently, additional parcels were acquired through 2006. During 2007 the Corporation ceased development activities of the industrial park and began marketing the land for sale. Two lots in the industrial park in an area south of Scituate Avenue and west of I-195 are required to be capped in accordance with Department of Environmental Management regulations. Projected costs relating to the site work and capping are estimated to be \$717,000 in FY 2010 and \$75,000 in FY 2011.

Management Information System Maintenance and Enhancement:

The Corporation's management information infrastructure consists of servers, desktop computers, network equipment, truck scales, and associated peripherals to support all accounting, scale house, and administrative and operational information technology needs. Upgrades to the information system will continue to be made as needed to strengthen data integrity and controls, and improve reporting capabilities. Corporation general revenues will fund all such expenditures. Projected costs are as follows: FY 2010 - \$46,875; FY 2011 - \$167,750; FY 2012 - \$72,500; FY 2013 - \$40,000; FY 2014 - \$40,000; FY 2015 - \$40,000. Capital equipment will continue to be replaced annually at a comparable rate beyond FY 2015.

Superfund Remediation and Phase I Closure:

In 1986, the Central Landfill was placed on the EPA's Superfund National Priorities List. In October 1996, a Consent Decree with the EPA was approved by the US District Court, which required the establishment of a trust fund in the amount of \$27.0 million for remediation purposes. The fund balance as of June 30, 2009 was \$40,938,484, which is net of disbursements during prior fiscal years that were made to comply with the Decree. The Corporation projects no capital improvements to Phase I for the fiscal years 2010 through 2015. The cost of annual maintenance, EPA oversight, leachate pretreatment, and monitoring activities will be drawn from Corporation general revenues, the Central Landfill Remediation Trust Fund, and state subsidies, if necessary, to satisfy any unfunded obligations.

Closure of Landfill Phases II and III:

The Corporation is required by EPA to implement closure and post-closure care plans for municipal solid waste landfills as a condition for the right to operate a landfill. The Corporation completed the capping of Phases II and III in 2006. The cost of annual maintenance, EPA oversight, leachate pretreatment, and monitoring activities will be drawn from Corporation general revenues. No capital expenditures are anticipated through FY 2015.

Phase IV Closure and Post Closure:

At June 30, 2008 Phase IV of the landfill had limited remaining capacity which is being utilized as the Corporation continues to fill Phase V. The limited remaining disposal capacity is expected to be fully consumed during FY 2011 in order to bring the slopes to final grade. Capping of the final sections of Phase IV is expected to be completed in FY 2013. Projected costs by year are as follows: FY 2010 - \$15,000; FY 2011 - \$66,647; FY 2012 - \$559,764; and FY 2013 - \$1,249,988. Funds to pay for these costs will be drawn from

Rhode Island Resource Recovery Corporation

Corporation general revenues, an EPA/RIDEM-mandated trust fund and/or state subsidies, if necessary to satisfy any unfunded obligations.

Phase V Construction, Closure and Post Closure:

Phase V is the current primary operating phase of the Central Landfill. This phase went into operation in 2005, and is expected to reach capacity in 2014. Closure costs for Phase V are expected to begin in 2010. Projected annual costs are as follows: FY 2010 - \$30,000; FY 2011 - \$810,108; FY 2012 - \$5,691,550; FY 2013 - \$2,163,067; FY 2014 - \$5,267,000; FY 2015 - \$5,267,000; and post FY 2015 - \$14,973,875. Funds to pay for the closure and post closure costs will be drawn from Corporation general revenues, an EPA/RIDEM - mandated trust fund and/or state subsidies, if necessary, to satisfy any unfunded obligations.

Phase VI Design and Construction:

The eastward Phase VI expansion of the Central Landfill is expected to provide solid waste disposal capacity for Rhode Island through 2031. Include in the capital plan for Phase VI is the cost to design, excavate, and incrementally construct the baseliner for the several planned cells. Also included is the \$17 million cost associated relocating existing facilities that are in the footprint of the landfill expansion. The Corporation is currently in the process of designing and permitting this phase. The first cell of this expansion will be ready for the projected 2014 closure of Phase V. Projected costs are as follows: FY 2010 - \$900,650; FY 2011 - \$4,078,025; FY 2012 - \$8,162,012; FY 2013 - \$7,922,413; FY 2014 - \$8,426,876; FY 2015 - \$9,663,367; and post FY 2015 - \$37,193,285.

Landfill Gas Collection System:

The landfill gas collection system, a regulatory requirement for solid waste landfills, consists of operational gas infrastructure (horizontal trenches), closure related gas infrastructure (vertical wells), as well as the transfer and distribution infrastructure (pipelines) in all phases of the Central Landfill. This system protects human health and safety by capturing and destroying noxious landfill gases and minimizes emissions of methane, which is a greenhouse gas. The gas collection system capital plan includes funds for permitting and construction of these systems as well as the acquisition of flares, blowers, and associated equipment. Projected annual costs are as follows: FY 2010 - \$1,775,000; FY 2011 - \$4,300,000; FY 2012 - \$1,950,000; FY 2014 - \$25,000; and post FY 2015 - \$636,024. The Corporation entered into an agreement with Ridgewood Power whereby beginning in FY 2013 the cost of constructing, operating and maintaining the gas collection system would be assumed by Ridgewood.

Leachate Facility:

The leachate facility provides for pretreatment of landfill leachate and ground water under drains from the west side Phase I/Superfund site in order to meet the industrial discharge standards to the Cranston sewage treatment system. The Corporation is currently awaiting the final determination of treatment standards from Cranston and RIDEM so that a new treatment facility that will meet all requirements for the foreseeable future can be properly designed and constructed in FY 2011 and FY 2012. The existing facility now has capacity for 400,000 gallons per day (gpd). The design and construction of the new facility, beginning in fiscal 2010, will increase this capacity by 250,000 gpd to accommodate Phase VI activities. Maintenance costs for the existing facility are funded by Corporation general

Rhode Island Resource Recovery Corporation

revenues and allocated to closure and post closure costs based on projected leachate flows from the different landfill phases. The projected expenditure amounts by year are as follows: FY 2010 - \$550,000; FY 2011 - \$857,142; and FY 2012 - \$5,142,857.

Construction and Demolition Debris Processing Facility:

The Corporation's construction and demolition debris processing facility processes construction and demolition debris by shredding it into an aggregate alternative daily landfill cover material. This facility recovers some reusable materials, minimizes the amount of landfill capacity consumed by debris, and reduces the utilization of virgin soils for daily landfill cover. Future costs for asset replacement are estimated at \$200,000 for FY 2013.

Compost Facility:

The Corporation's yard waste composting facility processes approximately 35,000 tons of yard debris annually. The segregated yard waste is shredded, and then placed in windrows to facilitate aerobic decomposition of the organic materials into a valuable soil amendment. The finished, screened compost product is utilized both on site as needed for operations or distributed to Rhode Island municipalities and the Department of Transportation for use in local projects. This important recycling process conserves valuable landfill airspace and provides a needed commodity to supplement local and state public works projects. Projected costs are as follows: FY 2011 - \$325,000; and FY 2013 - \$750,000.

Eco-Depot Household Hazardous Waste Facility

The Eco-Depot household hazardous waste collection facility is the base of operations for Rhode Island's household hazardous waste

management program. This facility hosts 20 collections per year at RIRRC, in addition to approximately 20 satellite regional collections. This project provides a safe, environmentally responsible and dependable means for Rhode Island residents to discard household hazardous waste. No capital costs are projected for the facility through FY 2015.

General Facility Improvements: The Corporation plans to make periodic improvements to the administrative offices, grounds, and replace equipment on an on-going basis, as required. Projected costs are as follows: FY 2010 - \$120,000; FY 2011 - \$125,000; FY 2012 - \$30,000; and FY 2013 - \$30,000. Capital improvements will continue to be made to the facilities annually as needed. All items will be funded by Corporation general revenues.

Tipping Facility:

The tipping facility built in 2002 was designed to transfer waste from consumer vehicles to the landfill working face to facilitate volume reduction and extraction of recoverable materials. Operations at this facility have been reduced with a new management focus on material extraction and cost center profitability. No capital costs are projected for the facility through FY 2015.

Rhode Island Turnpike and Bridge Authority

Agency Responsibilities

The Rhode Island Turnpike and Bridge Authority (RITBA) has primary responsibility for operating and maintaining the Pell Bridge, built in 1969, between Newport and Jamestown, and the Mount Hope Bridge, built in 1929, between Portsmouth and Bristol, structures that are integral to travel in the coastal area of Rhode Island and neighboring states. RITBA was created in 1954 by the Rhode Island General Assembly as a body corporate and politic responsible for construction of the Claiborne Pell Bridge (formerly the Newport Bridge) which was opened for traffic on June 28, 1969. The authority consists of five (5) members, including the director of transportation and four (4) members appointed by the governor. The authority is authorized to fix, revise, charge and collect tolls for the use of the Newport Bridge and the Mount Hope Bridge. The toll for the Mount Hope Bridge has been eliminated and the upkeep remains the responsibility of RITBA from proceeds of toll revenues collected on the Claiborne Pell Bridge, as well as interest earning on investments.

Governor's Recommendations

Newport/Pell and Mt. Hope Bridge Repairs – The Governor recommends a Kushner Authorization in FY 2011 for the issuance of \$68.1 million in Rhode Island Turnpike and Bridge Authority revenue bonds to be secured by tolls and other revenues. The proceeds from the FY 2011 Kushner combined with the \$50.0 issued in FY 2010 will be used for steel superstructure repair and steel superstructure sandblasting, rehabilitation of the Mount Hope Bridge tower piers and anchorages, including scour remediation, and roadway repairs to the approaches and the bridge roadway deck. The total cost of these repairs to the Newport/Pell Bridge is \$97.5 million, while the total cost for the Mt. Hope Bridge is \$20.6 million.

Section 4 – Schedules

Schedule 1 - Summary of Proposed G.O. Bond Issuance by Agency

<u>Agency</u>	<u>FY 2010</u>	<u>FY 2011</u>	<u>FY 2012</u>	<u>FY 2013</u>	<u>FY 2014</u>	<u>FY 2015</u>	<u>Totals</u>
Administration	12,500,000	12,500,000	-	-	-	-	25,000,000
Quonset Development Corporation	4,500,000	-	-	-	-	-	4,500,000
Subtotal: General Government	17,000,000	12,500,000	-	-	-	-	29,500,000
Children, Youth and Families	-	-	-	-	-	-	-
Human Services	-	-	-	-	-	-	-
Mental Health, Retardation & Hospitals	-	-	-	-	-	-	-
Governor's Commission on Disabilities	-	-	-	-	-	-	-
Subtotal: Human Services	-	-	-	-	-	-	-
Elementary & Secondary Education	-	-	-	-	-	-	-
Higher Education	21,450,000	28,000,000	21,550,000	31,325,000	67,950,000	39,425,000	209,700,000
Atomic Energy Commission	-	-	-	-	-	-	-
Historical Preservation & Heritage Comm.	-	1,200,000	-	-	-	-	1,200,000
Public Telecommunications Authority	-	-	-	-	-	-	-
Subtotal: Education	21,450,000	29,200,000	21,550,000	31,325,000	67,950,000	39,425,000	210,900,000
Attorney General	-	-	-	-	-	-	-
Corrections	-	-	-	-	-	-	-
Judicial	-	-	-	-	-	-	-
Military Staff	-	-	-	-	-	-	-
State Police	-	-	-	-	-	-	-
State Fire Marshal	-	-	-	-	-	-	-
Subtotal: Public Safety	-	-	-	-	-	-	-
Environmental Management	6,400,000	9,700,000	9,430,000	3,415,000	4,000,000	3,500,000	36,445,000
Coastal Resources Management Council	-	-	-	-	-	-	-
Clean Water Finance Agency	2,400,000	2,400,000	1,400,000	1,200,000	-	-	7,400,000
Narragansett Bay Commission	-	-	-	-	-	-	-
Water Resources Board	780,000	2,000,000	3,605,000	2,715,000	3,000,000	3,000,000	15,100,000
Subtotal: Natural Resources	9,580,000	14,100,000	14,435,000	7,330,000	7,000,000	6,500,000	58,945,000
Transportation	40,875,000	46,475,000	43,575,000	42,195,000	40,525,000	40,500,000	254,145,000
RI Public Transit Authority	1,560,000	4,535,000	-	-	3,195,000	300,000	9,590,000
Subtotal: Transportation	42,435,000	51,010,000	43,575,000	42,195,000	43,720,000	40,800,000	263,735,000
Totals	90,465,000	106,810,000	79,560,000	80,850,000	118,670,000	86,725,000	563,080,000

Schedule 2 - Statewide Summary by Source of Funds

	<u>Pre-FY 2010</u>	<u>FY 2010</u>	<u>FY 2011</u>	<u>FY 2012</u>
<u>By Source of Funds</u>				
General Obligation - Issued Proceeds	747,326,810	46,464,555	9,790,616	5,851,254
General Obligation - Unissued Proceeds	-	90,465,000	104,810,000	20,510,000
General Obligation - New Referenda	-	-	2,000,000	59,050,000
Certificates of Participation	78,895,597	71,453,008	41,017,687	42,327,577
Rhode Island Capital Plan Fund	183,737,485	121,799,414	78,286,817	63,428,987
Federal Funds	95,720,928	7,317,018	4,323,901	2,824,215
Federal Highway Administration	180,833,629	158,569,545	166,646,563	165,167,222
Federal Highway Funds - Debt Service	43,678,975	48,390,870	48,389,157	48,381,632
Federal Environmental Protection Agency	261,986,458	20,090,424	13,725,000	14,225,000
Federal Railroad Administration	54,924,601	-	-	-
Federal Stimulus Funding	7,795,736	156,232,962	126,666,934	56,514,811
Federal National Guard Bureau	31,526,574	3,199,138	372,500	1,507,500
Federal Transit Administration	82,139,943	43,746,213	45,920,392	17,270,976
Gas Tax	33,424	-	-	-
General Revenue	21,762,911	531,198	661,592	913,947
GARVEE Bonds	418,697,096	126,523,138	35,363,639	5,838,793
GARVEE Residual Earnings	1,838,672	17,869,949	27,527,238	-
Interest Earnings	2,276,076	771,464	450,000	50,000
Land Sale Revenue	1,060,350	2,000,000	18,205,826	25,242,015
Local Funds	246,958	72,039	220,000	220,000
Motor Fuel Tax Revenue Bonds	91,086,499	14,508,404	-	-
Massachusetts Bay Transit Authority	6,230,308	120,000	-	-
Other Funds	166,784,196	59,515,044	104,012,994	107,918,473
Private Funding	7,197,929	8,214,535	1,710,000	16,355,968
Restricted Receipt Funds	17,730,420	5,643,299	2,703,860	412,000
Revenue Bonds	753,784,631	122,948,325	54,279,910	59,279,760
Revolved Capitalization Grants	73,380,097	19,211,239	13,486,501	10,161,771
RIHEBC Bonds	24,198,887	13,175,283	71,625,432	36,585,374
RIHEBC Direct Loans	800,000	-	-	-
RIPTA Operating Funds	655,094	275,000	937	-
RIPTA Revolving Loan Fund	3,966,968	1,347,061	801,886	521,744
Third Party Financing	25,000,000	850,000	-	-
University/College Funds	4,656,330	2,023,393	1,514,530	1,479,914
Totals	3,389,953,582	1,163,327,518	974,513,912	762,038,933

Schedule 2 - Statewide Summary by Source of Funds

	<u>FY 2013</u>	<u>FY 2014</u>	<u>FY 2015</u>	<u>Post-FY 2015</u>	<u>Totals</u>
<u>By Source of Funds</u>					
General Obligation - Issued Proceeds	228,404	-	-	-	809,661,639
General Obligation - Unissued Proceeds	7,475,000	2,600,000	2,500,000	-	228,360,000
General Obligation - New Referenda	73,375,000	116,170,000	84,225,000	183,405,000	518,225,000
Certificates of Participation	13,550,000	-	-	-	247,243,869
Rhode Island Capital Plan Fund	70,378,842	77,933,000	44,353,603	11,350,000	651,268,148
Federal Funds	3,218,393	1,000,000	2,066,000	-	116,470,455
Federal Highway Administration	149,586,055	152,129,233	156,977,233	-	1,129,909,480
Federal Highway Funds - Debt Service	48,383,383	48,386,995	48,356,007	-	333,967,019
Federal Environmental Protection Agency	14,725,000	15,225,000	15,225,000	-	355,201,882
Federal Railroad Administration	-	-	-	-	54,924,601
Federal Stimulus Funding	4,000,000	-	-	-	351,210,443
Federal National Guard Bureau	2,175,260	546,250	611,250	350,000	40,288,472
Federal Transit Administration	18,332,530	17,264,713	6,079,935	60,000,000	290,754,702
Gas Tax	-	-	-	-	33,424
General Revenue	520,000	435,000	190,000	700,000	25,714,648
GARVEE Bonds	4,456,897	-	-	-	590,879,563
GARVEE Residual Earnings	-	-	-	-	47,235,859
Interest Earnings on Bond Funds	50,000	50,000	50,000	-	3,697,540
Land Sale Revenue	7,552,159	2,000,000	2,000,000	-	58,060,350
Local Funds	170,000	70,000	70,000	-	1,068,997
Motor Fuel Tax Revenue Bonds	-	-	-	-	105,594,903
Massachusetts Bay Transit Authority	-	-	-	-	6,350,308
Other Funds	102,619,000	75,771,000	50,027,000	5,674,000	672,321,707
Private Funding	1,669,774	3,474,258	-	-	38,622,464
Restricted Receipt Funds	723,000	326,000	322,000	60,000	27,920,579
Revenue Bonds	57,857,820	48,000,000	49,400,000	-	1,145,550,446
Revolved Capitalization Grants	13,162,052	12,100,000	12,100,000	100,000	153,701,660
RIHEBC Bonds	13,816,962	8,438,956	4,196,911	-	172,037,805
RIHEBC Direct Loans	-	-	-	-	800,000
RIPTA Operating Funds	-	70,000	70,000	-	1,071,031
RIPTA Revolving Loan Fund	219,132	460,178	603,984	-	7,920,953
Third Party Financing	-	-	-	-	25,850,000
University/College Funds	-	-	-	-	9,674,167
Totals	608,244,663	582,450,583	479,423,923	261,639,000	8,221,592,114

Schedule 3 - Statewide Summary by Agency

	<u>Pre-FY 2010</u>	<u>FY 2010</u>	<u>FY 2011</u>	<u>FY 2012</u>
By Agency				
Administration	136,463,131	66,007,460	45,186,687	28,653,000
Labor and Training	11,071	827,865	822,864	-
Legislature	-	-	-	-
Revenue	9,729,026	19,918,827	6,801,476	-
Public Utilities Commission	-	-	250,000	162,000
Quonset Development Corporation	39,159,988	14,253,528	2,610,000	-
Subtotal: General Government	185,363,216	101,007,680	55,671,027	28,815,000
Children, Youth & Families	1,527,668	738,819	4,390,000	5,805,000
Health	-	-	-	-
Human Services	8,472,102	1,529,859	1,710,000	150,000
Mental Health, Retardation & Hospitals	30,365,731	10,832,249	16,156,445	25,974,925
Governor's Commission on Disabilities	2,613,881	225,119	250,000	250,000
Subtotal: Human Services	42,979,382	13,326,046	22,506,445	32,179,925
Elementary & Secondary Education	55,746,446	31,162,846	10,626,185	6,729,590
Higher Education	327,840,215	106,285,280	154,977,727	115,374,616
Atomic Energy Commission	130,000	50,000	50,000	50,000
Historical Preservation & Heritage Commission	9,719,417	4,030,503	6,260,071	-
Subtotal: Education	393,436,078	141,528,629	171,913,983	122,154,206
Attorney General	1,215,745	726,847	200,000	360,000
Corrections	26,034,827	7,933,524	5,970,124	7,647,230
Judicial	10,914,879	2,712,052	2,744,750	3,383,409
Military Staff	36,945,410	7,081,558	735,000	2,352,500
Public Safety	7,312,390	28,367,776	9,012,140	1,525,000
Subtotal: Public Safety	82,423,251	46,821,757	18,662,014	15,268,139
Environmental Management	186,250,624	28,487,347	19,529,058	15,676,868
Coastal Resources Management Council	46,392,011	5,066,073	250,000	250,000
Water Resources Board	29,810,026	3,545,499	9,334,752	18,558,497
Clean Water Finance Agency	1,136,991,136	203,691,734	79,936,501	74,436,771
Narragansett Bay Commission	243,762,000	55,206,000	98,382,000	104,879,000
Subtotal: Natural Resources	1,643,205,797	295,996,653	207,432,311	213,801,136
Transportation	975,114,945	522,991,977	442,691,017	342,511,807
RI Public Transit Authority	67,430,913	41,654,776	55,637,115	7,308,720
Subtotal: Transportation	1,042,545,858	564,646,753	498,328,132	349,820,527
Totals	3,389,953,582	1,163,327,518	974,513,912	762,038,933

Schedule 3 - Statewide Summary by Agency

	<u>FY 2013</u>	<u>FY 2014</u>	<u>FY 2015</u>	<u>Post-FY 2015</u>	<u>Totals</u>
By Agency					
Administration	18,620,000	30,200,000	8,600,000	-	333,730,278
Labor and Training	-	-	-	-	1,661,800
Legislature	-	-	-	-	-
Revenue	-	-	-	-	36,449,329
Public Utilities Commission	73,000	76,000	72,000	-	633,000
Quonset Development Corporation	-	-	-	-	56,023,516
Subtotal: General Government	18,693,000	30,276,000	8,672,000	-	428,497,923
Children, Youth & Families	1,000,000	-	-	-	13,461,487
Health	-	-	-	-	-
Human Services	150,000	150,000	150,000	-	12,311,961
Mental Health, Retardation & Hospital:	17,775,009	7,485,000	7,688,000	-	116,277,359
Governor's Commission on Disabilities	250,000	250,000	250,000	-	4,089,000
Subtotal: Human Services	19,175,009	7,885,000	8,088,000	-	146,139,807
Elementary & Secondary Education	2,279,000	445,000	150,000	-	107,139,067
Higher Education	67,086,736	97,632,464	53,143,764	152,310,000	1,074,650,802
Atomic Energy Commission	50,000	50,000	-	-	380,000
Historical Preservation & Heritage Con	-	-	-	-	20,009,991
Subtotal: Education	69,415,736	98,127,464	53,293,764	152,310,000	1,202,179,860
Attorney General	1,037,500	250,000	150,000	60,000	4,000,092
Corrections	10,275,000	6,000,000	5,100,000	-	68,960,705
Judicial	1,675,000	3,250,000	2,850,000	-	27,530,090
Military Staff	3,825,260	2,250,000	1,515,000	700,000	55,404,728
Public Safety	2,135,000	1,000,000	-	-	49,352,306
Subtotal: Public Safety	18,947,760	12,750,000	9,615,000	760,000	205,247,921
Environmental Management	12,098,930	8,940,000	9,116,000	5,500,000	285,598,827
Coastal Resources Management Counc	250,000	250,000	250,000	-	52,708,084
Water Resources Board	18,587,880	6,675,000	6,330,000	17,700,000	110,541,654
Clean Water Finance Agency	74,980,142	75,375,000	76,775,000	100,000	1,722,286,284
Narragansett Bay Commission	102,619,000	75,771,000	50,027,000	5,674,000	736,320,000
Subtotal: Natural Resources	208,535,952	167,011,000	142,498,000	28,974,000	2,907,454,849
Transportation	255,905,544	247,437,228	252,045,240	75,000,000	3,113,697,758
RI Public Transit Authority	17,571,662	18,963,891	5,211,919	4,595,000	218,373,996
Subtotal: Transportation	273,477,206	266,401,119	257,257,159	79,595,000	3,332,071,754
Totals	608,244,663	582,450,583	479,423,923	261,639,000	8,221,592,114

Schedule 4 - Projects By Funding Source

	Projected Disbursements			
	Pre-FY 2010	FY 2010	FY 2011	FY 2012
<u>Department of Administration</u>				
State House Renovations	1,034,317	2,000,000	1,825,000	2,000,000
Rhode Island Capital Plan Fund	1,034,317	2,000,000	1,825,000	2,000,000
<u>Pastore Center Repairs and Rehabilitation</u>				
Pastore Center Building Demolition	-	-	1,500,000	1,500,000
Rhode Island Capital Plan Fund	-	-	1,500,000	1,500,000
Pastore Center/Zambarano Energy Conservation	-	20,000,000	20,000,000	13,100,000
Certificates of Participation	-	20,000,000	20,000,000	13,100,000
Pastore Center Fire Code Compliance	746,671	776,299	500,000	500,000
Rhode Island Capital Plan Fund	746,671	776,299	500,000	500,000
Pastore Center Rehabilitation - DOA Portion	358,142	1,000,000	1,000,000	1,000,000
Rhode Island Capital Plan Fund	358,142	1,000,000	1,000,000	1,000,000
Pastore Center Power Plant Rehabilitation	34,610,047	3,432,637	-	-
Rhode Island Capital Plan Fund	1,647,601	1,006,602	-	-
Certificates of Participation	32,962,446	2,426,035	-	-
Pastore Center Utilities Upgrade	2,677,065	800,000	1,000,000	1,500,000
Rhode Island Capital Plan Fund	2,677,065	800,000	1,000,000	1,500,000
Pastore Center Relocations/Renovations	49,468	950,532	-	-
Rhode Island Capital Plan Fund	49,468	950,532	-	-
Pastore Center Water Tanks and Pipes	1,123,563	517,608	620,000	650,000
Rhode Island Capital Plan Fund	1,123,563	517,608	620,000	650,000
Pastore Center Parking	-	-	225,000	1,000,000
Rhode Island Capital Plan Fund	-	-	225,000	1,000,000
Pastore Center Howard Ave. Traffic Improvement	-	-	[186,000]	-
Federal Highway Administration*	-	-	[186,000]	-
<u>Other Repairs and Rehabilitation</u>				
Fire Code Compliance - State Buildings	405,652	844,348	450,000	500,000
Rhode Island Capital Plan Fund	405,652	844,348	450,000	500,000
Adolph Meyer Building Renovation	-	-	-	200,000
Rhode Island Capital Plan Fund	-	-	-	200,000
Cannon Building (Health)	872,991	560,000	-	225,000
Rhode Island Capital Plan Fund	872,991	560,000	-	225,000
Chapin Health Laboratory	-	100,000	-	500,000
Rhode Island Capital Plan Fund	-	100,000	-	500,000

Schedule 4 - Projects By Funding Source

	Projected Disbursements				Totals
	FY 2013	FY 2014	FY 2015	Post-FY 2015	
<u>Department of Administration</u>					
State House Renovations	3,000,000	9,000,000	-	-	18,859,317
Rhode Island Capital Plan Fund	3,000,000	9,000,000	-	-	18,859,317
<u>Pastore Center Repairs and Rehabilitation</u>					
Pastore Center Building Demolition	-	5,000,000	5,000,000	-	13,000,000
Rhode Island Capital Plan Fund	-	5,000,000	5,000,000	-	13,000,000
Pastore Center/Zambarano Energy Conservation	-	-	-	-	53,100,000
Certificates of Participation	-	-	-	-	53,100,000
Pastore Center Fire Code Compliance	500,000	500,000	-	-	3,522,970
Rhode Island Capital Plan Fund	500,000	500,000	-	-	3,522,970
Pastore Center Rehabilitation - DOA Portion	1,600,000	1,600,000	-	-	6,558,142
Rhode Island Capital Plan Fund	1,600,000	1,600,000	-	-	6,558,142
Pastore Center Power Plant Rehabilitation	-	-	-	-	38,042,684
Rhode Island Capital Plan Fund	-	-	-	-	2,654,203
Certificates of Participation	-	-	-	-	35,388,481
Pastore Center Utilities Upgrade	2,000,000	2,000,000	-	-	9,977,065
Rhode Island Capital Plan Fund	2,000,000	2,000,000	-	-	9,977,065
Pastore Center Relocations/Renovations	-	-	-	-	1,000,000
Rhode Island Capital Plan Fund	-	-	-	-	1,000,000
Pastore Center Water Tanks and Pipes	500,000	-	-	-	3,411,171
Rhode Island Capital Plan Fund	500,000	-	-	-	3,411,171
Pastore Center Parking	-	-	-	-	1,225,000
Rhode Island Capital Plan Fund	-	-	-	-	1,225,000
Pastore Center Howard Ave. Traffic Improvement	-	-	-	-	[186,000]
Federal Highway Administration*	-	-	-	-	[186,000]
<u>Other Repairs and Rehabilitation</u>					
Fire Code Compliance - State Buildings	500,000	500,000	500,000	-	3,700,000
Rhode Island Capital Plan Fund	500,000	500,000	500,000	-	3,700,000
Adolph Meyer Building Renovation	2,900,000	3,500,000	-	-	6,600,000
Rhode Island Capital Plan Fund	2,900,000	3,500,000	-	-	6,600,000
Cannon Building (Health)	220,000	150,000	-	-	2,027,991
Rhode Island Capital Plan Fund	220,000	150,000	-	-	2,027,991
Chapin Health Laboratory	1,500,000	1,500,000	-	-	3,600,000
Rhode Island Capital Plan Fund	1,500,000	1,500,000	-	-	3,600,000

Schedule 4 - Projects By Funding Source

	Projected Disbursements			
	Pre-FY 2010	FY 2010	FY 2011	FY 2012
Cranston Street Armory Rehabilitation	7,335,047	50,000	500,000	500,000
Rhode Island Capital Plan Fund	7,335,047	50,000	500,000	500,000
Forand Building Exterior Repairs	865,683	216,972	-	-
Rhode Island Capital Plan Fund	865,683	216,972	-	-
Old Colony House - Newport	455,896	345,000	300,000	200,000
Rhode Island Capital Plan Fund	455,896	345,000	300,000	200,000
State Office Building (Transportation)	1,976,023	1,050,000	1,000,000	1,000,000
Rhode Island Capital Plan Fund	1,976,023	1,050,000	1,000,000	1,000,000
Zambarano Utilities and Infrastructure	69,909	1,591,462	450,000	300,000
Rhode Island Capital Plan Fund	69,909	1,591,462	450,000	300,000
William Powers Building (Administration)	1,933,336	1,200,000	300,000	600,000
Rhode Island Capital Plan Fund	1,933,336	1,200,000	300,000	600,000
Washington County Government Center	497,138	1,053,000	75,000	600,000
Rhode Island Capital Plan Fund	497,138	1,053,000	75,000	600,000
Old State House - Providence	188,437	250,000	250,000	500,000
Rhode Island Capital Plan Fund	188,437	250,000	250,000	500,000
Ladd Center Water System	-	400,000	-	-
Rhode Island Capital Plan Fund	-	400,000	-	-
Ladd Center Building Demolition	-	-	-	1,000,000
Rhode Island Capital Plan Fund	-	-	-	1,000,000
ESCO Performance Contracting Program	5,553,018	539,516	-	-
Certificates of Participation	5,553,018	446,982	-	-
Interest Earnings	-	92,534	-	-
Station Park	-	-	700,000	450,000
Rhode Island Capital Plan Fund	-	-	200,000	200,000
Federal Funds	-	-	500,000	250,000
Environmental Compliance	2,121,424	250,000	600,000	200,000
Rhode Island Capital Plan Fund	2,121,424	250,000	600,000	200,000
Replacement of Fueling Tanks	426,257	810,000	170,073	-
Rhode Island Capital Plan Fund	426,257	810,000	170,073	-
McCoy Stadium Repairs	1,422,013	1,000,000	372,500	628,000
Rhode Island Capital Plan Fund	1,422,013	1,000,000	372,500	628,000

Schedule 4 - Projects By Funding Source

	Projected Disbursements				Totals
	FY 2013	FY 2014	FY 2015	Post-FY 2015	
Cranston Street Armory Rehabilitation	500,000	500,000	500,000	-	9,885,047
Rhode Island Capital Plan Fund	500,000	500,000	500,000	-	9,885,047
Forand Building Exterior Repairs	-	-	-	-	1,082,655
Rhode Island Capital Plan Fund	-	-	-	-	1,082,655
Old Colony House - Newport	-	-	-	-	1,300,896
Rhode Island Capital Plan Fund	-	-	-	-	1,300,896
State Office Building (Transportation)	400,000	-	-	-	5,426,023
Rhode Island Capital Plan Fund	400,000	-	-	-	5,426,023
Zambarano Utilities and Infrastructure	450,000	200,000	-	-	3,061,371
Rhode Island Capital Plan Fund	450,000	200,000	-	-	3,061,371
William Powers Building (Administration)	600,000	600,000	-	-	5,233,336
Rhode Island Capital Plan Fund	600,000	600,000	-	-	5,233,336
Washington County Government Center	600,000	450,000	-	-	3,275,138
Rhode Island Capital Plan Fund	600,000	450,000	-	-	3,275,138
Old State House - Providence	500,000	-	-	-	1,688,437
Rhode Island Capital Plan Fund	500,000	-	-	-	1,688,437
Ladd Center Water System	-	-	-	-	400,000
Rhode Island Capital Plan Fund	-	-	-	-	400,000
Ladd Center Building Demolition	1,000,000	1,000,000	-	-	3,000,000
Rhode Island Capital Plan Fund	1,000,000	1,000,000	-	-	3,000,000
ESCO Performance Contracting Program	-	-	-	-	6,092,534
Certificates of Participation	-	-	-	-	6,000,000
Interest Earnings	-	-	-	-	92,534
Station Park	-	-	-	-	1,150,000
Rhode Island Capital Plan Fund	-	-	-	-	400,000
Federal Funds	-	-	-	-	750,000
Environmental Compliance	200,000	200,000	200,000	-	3,771,424
Rhode Island Capital Plan Fund	200,000	200,000	200,000	-	3,771,424
Replacement of Fueling Tanks	-	-	-	-	1,406,330
Rhode Island Capital Plan Fund	-	-	-	-	1,406,330
McCoy Stadium Repairs	-	-	-	-	3,422,513
Rhode Island Capital Plan Fund	-	-	-	-	3,422,513

Schedule 4 - Projects By Funding Source

	Projected Disbursements			
	Pre-FY 2010	FY 2010	FY 2011	FY 2012
<u>New Construction/Initiatives/Planning Funds</u>				
Information Technology Infrastructure	2,767,307	1,532,693	400,000	-
Certificates of Participation	2,767,307	1,132,693	-	-
Interest Earnings	-	400,000	400,000	-
Information Technology Integrated eLicensing	6,820	729,300	274,114	-
Certificates of Participation	6,820	729,300	274,114	-
DoIT Enterprise Operations Center	118,719	8,856,281	-	-
Rhode Island Capital Plan Fund	118,719	8,856,281	-	-
Board of Elections - New Location	-	-	-	-
Rhode Island Capital Plan Fund	-	-	-	-
Health Laboratory Building Study	-	-	175,000	-
Rhode Island Capital Plan Fund	-	-	175,000	-
Interdepartmental Weapons Range	-	-	-	-
Rhode Island Capital Plan Fund	-	-	-	-
<u>Grant Programs</u>				
Neighborhood Opportunities Program	41,500,000	2,500,000	-	-
Third-Party Financing	25,000,000	-	-	-
Rhode Island Capital Plan Fund	5,000,000	2,500,000	-	-
General Revenue	11,500,000	-	-	-
Strong Communities/Affordable Housing	24,947,645	12,552,355	12,500,000	-
GO Issued Proceeds 2006 Ch. 246	24,947,645	52,355	-	-
GO Unissued Proceeds 2006 Ch. 246	-	12,500,000	12,500,000	-
Comprehensive Land Use Planning	2,400,543	99,457	-	-
GO Issued Proceeds 1989 Ch. 552	2,400,543	99,457	-	-
Department of Administration Totals	136,463,131	66,007,460	45,186,687	28,653,000

*Federal Highway Funds are bracketed in individual projects to avoid double counting the total resources available from this source of funds.

<u>Quonset Development Corporation</u>				
Quonset Point/Davisville	39,159,988	14,253,528	2,610,000	-
GO Issued Proceeds - 2004 Ch 595	36,196,472	6,303,528	1,000,000	-
GO Unissued Proceeds - 2004 Ch 595	-	4,500,000	-	-
Private Funds	2,963,516	3,450,000	1,610,000	-
Quonset Development Corporation Totals	39,159,988	14,253,528	2,610,000	-

Schedule 4 - Projects By Funding Source

	Projected Disbursements				Totals
	FY 2013	FY 2014	FY 2015	Post-FY 2015	
<u>New Construction/Initiatives/Planning Funds</u>					
Information Technology Infrastructure	-	-	-	-	4,700,000
Certificates of Participation	-	-	-	-	3,900,000
Interest Earnings	-	-	-	-	800,000
Information Technology Integrated eLicensing	-	-	-	-	1,010,234
Certificates of Participation	-	-	-	-	1,010,234
DoIT Enterprise Operations Center	-	-	-	-	8,975,000
Rhode Island Capital Plan Fund	-	-	-	-	8,975,000
Board of Elections - New Location	1,650,000	3,400,000	2,400,000	-	7,450,000
Rhode Island Capital Plan Fund	1,650,000	3,400,000	2,400,000	-	7,450,000
Health Laboratory Building Study	-	-	-	-	175,000
Rhode Island Capital Plan Fund	-	-	-	-	175,000
Interdepartmental Weapons Range	-	100,000	-	-	100,000
Rhode Island Capital Plan Fund	-	100,000	-	-	100,000
<u>Grant Programs</u>					
Neighborhood Opportunities Program	-	-	-	-	44,000,000
Third-Party Financing	-	-	-	-	25,000,000
Rhode Island Capital Plan Fund	-	-	-	-	7,500,000
General Revenue	-	-	-	-	11,500,000
Strong Communities/Affordable Housing	-	-	-	-	50,000,000
GO Issued Proceeds 2006 Ch. 246	-	-	-	-	25,000,000
GO Unissued Proceeds 2006 Ch. 246	-	-	-	-	25,000,000
Comprehensive Land Use Planning	-	-	-	-	2,500,000
GO Issued Proceeds 1989 Ch. 552	-	-	-	-	2,500,000
Department of Administration Totals	18,620,000	30,200,000	8,600,000	-	333,730,278
*Federal Highway Funds are bracketed in individual projects to avoid double counting the total resources available from this source of funds.					
<u>Quonset Development Corporation</u>					
Quonset Point/Davisville	-	-	-	-	56,023,516
GO Issued Proceeds - 2004 Ch 595	-	-	-	-	43,500,000
GO Unissued Proceeds - 2004 Ch 595	-	-	-	-	4,500,000
Private Funds	-	-	-	-	8,023,516
Quonset Development Corporation Totals	-	-	-	-	56,023,516

Schedule 4 - Projects By Funding Source

	Projected Disbursements			
	Pre-FY 2010	FY 2010	FY 2011	FY 2012
<u>Department of Labor and Training</u>				
Center General Slate Roof Replacement	11,071	827,865	822,864	-
Other Funds	3,748	130,858	130,068	-
General Revenue	487			
Federal Funds	38	176,923	175,855	-
Restricted Receipt Funding	6,798	122,626	121,885	-
Rhode Island Capital Plan Fund	-	397,458	395,056	-
Department of Labor and Training Totals	11,071	827,865	822,864	-
<u>Revenue</u>				
Registry of Motor Vehicles IT Modernization	6,568,466	8,333,888	696,975	-
Certificates of Participation	6,568,466	4,931,534	250,000	-
Restricted Receipt Funds	-	3,402,354	446,975	-
Tax Data Warehouse	2,452,741	197,259	500,000	-
Certificates of Participation	2,302,741	197,259	-	-
Rhode Island Capital Plan Fund	-	-	500,000	-
General Revenue	150,000	-	-	-
Registry of Motor Vehicles Building	707,819	11,387,680	5,604,501	-
Rhode Island Capital Plan Fund	707,819	11,387,680	5,604,501	-
Department of Revenue Totals	9,729,026	19,918,827	6,801,476	-
<u>Public Utilities Commission</u>				
PUC Facility Asset Protection/Renovations	-	-	250,000	162,000
Restricted Receipt Funds	-	-	250,000	162,000
Public Utilities Commission Totals	-	-	250,000	162,000
General Government Totals	185,363,216	101,007,680	55,671,027	28,815,000
<u>Children, Youth and Families</u>				
R.I. Training School - Girls Facility	110,110	100,000	2,500,000	4,000,000
Rhode Island Capital Plan Fund	110,110	100,000	2,500,000	4,000,000
<u>Private Providers</u>				
Groden Center - Mt. Hope	202,064	16,455	275,000	275,000
GO Issued Proceeds 1982 Ch 344	138,849	-	-	-
Rhode Island Capital Plan Fund	63,215	16,455	275,000	275,000
Fire Code Upgrades - Youth Group Homes	1,204,294	487,364	1,000,000	1,000,000
Rhode Island Capital Plan Fund	1,204,294	487,364	1,000,000	1,000,000

Schedule 4 - Projects By Funding Source

	Projected Disbursements				Totals
	FY 2013	FY 2014	FY 2015	Post-FY 2015	
<u>Department of Labor and Training</u>					
Center General Slate Roof Replacement	-	-	-	-	1,661,800
Other Funds	-	-	-	-	264,674
General Revenue	-	-	-	-	-
Federal Funds	-	-	-	-	352,816
Restricted Receipt Funding	-	-	-	-	251,309
Rhode Island Capital Plan Fund	-	-	-	-	792,514
Department of Labor and Training Totals	-	-	-	-	1,661,557
<u>Revenue</u>					
Registry of Motor Vehicles IT Modernization	-	-	-	-	15,599,329
Certificates of Participation	-	-	-	-	11,750,000
Restricted Receipt Funds	-	-	-	-	3,849,329
Tax Data Warehouse	-	-	-	-	3,150,000
Certificates of Participation	-	-	-	-	2,500,000
Rhode Island Capital Plan Fund	-	-	-	-	500,000
General Revenue	-	-	-	-	150,000
Registry of Motor Vehicles Building	-	-	-	-	17,700,000
Rhode Island Capital Plan Fund	-	-	-	-	17,700,000
Department of Revenue Totals	-	-	-	-	36,449,329
<u>Public Utilities Commission</u>					
PUC Facility Asset Protection/Renovations	73,000	76,000	72,000	-	633,000
Restricted Receipt Funds	73,000	76,000	72,000	-	633,000
Public Utilities Commission Totals	73,000	76,000	72,000	-	633,000
General Government Totals	18,693,000	30,276,000	8,672,000	-	428,497,680
<u>Children, Youth and Families</u>					
R.I. Training School - Girls Facility	-	-	-	-	6,710,110
Rhode Island Capital Plan Fund	-	-	-	-	6,710,110
<u>Private Providers</u>					
Groden Center - Mt. Hope	-	-	-	-	768,519
GO Issued Proceeds 1982 Ch 344	-	-	-	-	138,849
Rhode Island Capital Plan Fund	-	-	-	-	629,670
Fire Code Upgrades - Youth Group Homes	1,000,000	-	-	-	4,691,658
Rhode Island Capital Plan Fund	1,000,000	-	-	-	4,691,658

Schedule 4 - Projects By Funding Source

	Projected Disbursements			
	Pre-FY 2010	FY 2010	FY 2011	FY 2012
Eckerd Camp E-Hun-Tee	-	85,000	65,000	-
Rhode Island Capital Plan Fund	-	85,000	65,000	-
NAFI Center	11,200	50,000	550,000	530,000
Rhode Island Capital Plan Fund	11,200	50,000	550,000	530,000
Children, Youth and Families Totals	1,527,668	738,819	4,390,000	5,805,000
<u>Governor's Commission on Disabilities</u>				
Handicapped Accessibility - Facility Renovations	2,613,881	225,119	250,000	250,000
GO Issued Proceeds 1989 Ch 552	1,965,032	34,968	-	-
Rhode Island Capital Plan Fund	648,849	190,151	250,000	250,000
Governor's Commission on Disabilities Total	2,613,881	225,119	250,000	250,000
<u>Human Services</u>				
Veterans' Cemetery - Master Plan Projects	5,537,289	274,859	-	-
Federal Funds	5,507,503	194,738	-	-
Restricted Receipts - Veterans' Home	29,786	80,121	-	-
Veterans' Home - HVAC System Upgrade	2,752,362	100,000	-	-
Federal Funds	163,038	-	-	-
Restricted Receipts - Veterans' Home	2,589,324	100,000	-	-
Veterans' Home - Nursing Unit N-5	-	500,000	-	-
Restricted Receipts - Veterans' Home	-	500,000	-	-
Veterans' Home - Nursing Unit N-6	-	-	500,000	-
Restricted Receipts - Veterans' Home	-	-	500,000	-
Veterans' Home - Nursing Unit N-7	-	-	500,000	-
Restricted Receipts - Veterans' Home	-	-	500,000	-
Veterans' Home - Upgrade Electrical System	-	500,000	-	-
Restricted Receipts - Veterans' Home	-	500,000	-	-
Veterans' Home - Fire Reserve Connection	-	30,000	635,000	-
Restricted Receipts - Veterans' Home	-	30,000	635,000	-
Veterans' Home - Home Entrance	-	50,000	-	-
Restricted Receipts - Veterans' Home	-	50,000	-	-
Refurbishment of Blind Vending Facilities	182,451	75,000	75,000	150,000
Rhode Island Capital Plan Fund	182,451	75,000	75,000	150,000
Department of Human Services Totals	8,472,102	1,529,859	1,710,000	150,000

Schedule 4 - Projects By Funding Source

	Projected Disbursements				Totals
	FY 2013	FY 2014	FY 2015	Post-FY 2015	
Eckerd Camp E-Hun-Tee	-	-	-	-	150,000
Rhode Island Capital Plan Fund	-	-	-	-	150,000
NAFI Center	-	-	-	-	1,141,200
Rhode Island Capital Plan Fund	-	-	-	-	1,141,200
Children, Youth and Families Totals	1,000,000	-	-	-	13,461,487
<u>Governor's Commission on Disabilities</u>					
Handicapped Accessibility - Facility Renovations	250,000	250,000	250,000	-	4,089,000
GO Issued Proceeds 1989 Ch 552	-	-	-	-	2,000,000
Rhode Island Capital Plan Fund	250,000	250,000	250,000	-	2,089,000
Governor's Commission on Disabilities Total	250,000	250,000	250,000	-	4,089,000
<u>Human Services</u>					
Veterans' Cemetery - Master Plan Projects	-	-	-	-	5,812,148
Federal Funds	-	-	-	-	5,702,241
Restricted Receipts - Veterans' Home	-	-	-	-	109,907
Veterans' Home - HVAC System Upgrade	-	-	-	-	2,852,362
Federal Funds	-	-	-	-	163,038
Restricted Receipts - Veterans' Home	-	-	-	-	2,689,324
Veterans' Home - Nursing Unit N-5	-	-	-	-	500,000
Restricted Receipts - Veterans' Home	-	-	-	-	500,000
Veterans' Home - Nursing Unit N-6	-	-	-	-	500,000
Restricted Receipts - Veterans' Home	-	-	-	-	500,000
Veterans' Home - Nursing Unit N-7	-	-	-	-	500,000
Restricted Receipts - Veterans' Home	-	-	-	-	500,000
Veterans' Home - Upgrade Electrical System	-	-	-	-	500,000
Restricted Receipts - Veterans' Home	-	-	-	-	500,000
Veterans' Home - Fire Reserve Connection	-	-	-	-	665,000
Restricted Receipts - Veterans' Home	-	-	-	-	665,000
Veterans' Home - Home Entrance	-	-	-	-	50,000
Restricted Receipts - Veterans' Home	-	-	-	-	50,000
Refurbishment of Blind Vending Facilities	150,000	150,000	150,000	-	932,451
Rhode Island Capital Plan Fund	150,000	150,000	150,000	-	932,451
Department of Human Services Totals	150,000	150,000	150,000	-	12,311,961

Schedule 4 - Projects By Funding Source

	Projected Disbursements			
	Pre-FY 2010	FY 2010	FY 2011	FY 2012
<u>Mental Health, Retardation & Hospitals</u>				
Pastore Medical Center - Rehabilitation	2,443,920	1,233,745	1,000,000	1,000,000
Rhode Island Capital Plan Fund	2,443,920	1,233,745	1,000,000	1,000,000
Hospital Consolidation	-	670,000	3,900,000	16,350,000
Certificates of Participation	-	-	3,900,000	16,350,000
Rhode Island Capital Plan Fund	-	670,000	-	-
Community Facilities - Fire Code Upgrades	1,244,938	1,331,067	750,000	750,000
Rhode Island Capital Plan Fund	1,244,938	1,331,067	750,000	750,000
DD Private Waiver Comm. Facilities Fire Upgrades	2,096,505	2,033,416	2,451,029	1,045,925
Rhode Island Capital Plan Fund	940,315	691,362	1,002,691	496,710
Federal Funds	1,156,190	1,342,054	1,448,338	549,215
Zambarano Building & Utilities	365,688	1,072,000	780,000	500,000
Rhode Island Capital Plan Fund	365,688	1,072,000	780,000	500,000
Eleanor Slater HVAC & Elevator Upgrades	-	555,000	2,000,000	2,000,000
Rhode Island Capital Plan Fund	-	555,000	2,000,000	2,000,000
Medical Equipment Modernization	-	-	520,000	170,000
Rhode Island Capital Plan Fund	-	-	520,000	170,000
Infection Control/Asset Protection	-	-	400,000	400,000
Rhode Island Capital Plan Fund	-	-	400,000	400,000
Mental Health Residences	8,375,757	500,000	500,000	500,000
GO Issued Proceeds 1990 Ch 434	7,975,757	-	-	-
Rhode Island Capital Plan Fund	400,000	500,000	500,000	500,000
Mental Health Residences - Furniture	-	26,000	56,000	59,000
Rhode Island Capital Plan Fund	-	26,000	56,000	59,000
MH Community Facilities - Capital Repairs	3,591,021	270,600	300,000	300,000
Rhode Island Capital Plan Fund	362,137	270,600	300,000	300,000
GO Issued Proceeds 1990 Ch 434	3,228,884	-	-	-
MR/DD Residential Development	3,565,198	770,000	1,100,000	1,100,000
Rhode Island Capital Plan Fund	3,565,198	770,000	1,100,000	1,100,000
MR Community Facilities - Capital Repairs	5,224,472	1,070,421	1,000,000	1,000,000
Rhode Island Capital Plan Fund	5,224,472	1,070,421	1,000,000	1,000,000
Management Information System	-	100,000	699,416	-
GO Issued Proceeds 1990 Ch 434	-	50,000	349,708	-
Federal Funds	-	50,000	349,708	-

Schedule 4 - Projects By Funding Source

	Projected Disbursements				Totals
	FY 2013	FY 2014	FY 2015	Post-FY 2015	
<u>Mental Health, Retardation & Hospitals</u>					
Pastore Medical Center - Rehabilitation	2,000,000	1,500,000	1,500,000	-	10,677,665
Rhode Island Capital Plan Fund	2,000,000	1,500,000	1,500,000	-	10,677,665
Hospital Consolidation	8,050,000	-	-	-	28,970,000
Certificates of Participation	8,050,000				28,300,000
Rhode Island Capital Plan Fund	-	-	-	-	670,000
Community Facilities - Fire Code Upgrades	750,000	750,000	750,000	-	6,326,005
Rhode Island Capital Plan Fund	750,000	750,000	750,000	-	6,326,005
DD Private Waiver Comm. Facilities Fire Upgrad	968,009	-	-	-	8,594,884
Rhode Island Capital Plan Fund	458,546	-	-	-	3,589,624
Federal Funds	509,463	-	-	-	5,005,260
Zambarano Building & Utilities	725,000	100,000	100,000	-	3,642,688
Rhode Island Capital Plan Fund	725,000	100,000	100,000	-	3,642,688
Eleanor Slater HVAC & Elevator Upgrades	350,000	-	-	-	4,905,000
Rhode Island Capital Plan Fund	350,000	-	-	-	4,905,000
Medical Equipment Modernization	170,000	170,000	170,000	-	1,200,000
Rhode Island Capital Plan Fund	170,000	170,000	170,000	-	1,200,000
Infection Control/Asset Protection	400,000	400,000	400,000	-	2,000,000
Rhode Island Capital Plan Fund	400,000	400,000	400,000	-	2,000,000
Mental Health Residences	800,000	800,000	800,000	-	12,275,757
GO Issued Proceeds 1990 Ch 434	-	-	-	-	7,975,757
Rhode Island Capital Plan Fund	800,000	800,000	800,000	-	4,300,000
Mental Health Residences - Furniture	62,000	65,000	68,000	-	336,000
Rhode Island Capital Plan Fund	62,000	65,000	68,000	-	336,000
MH Community Facilities - Capital Repairs	300,000	300,000	300,000	-	5,361,621
Rhode Island Capital Plan Fund	300,000	300,000	300,000	-	2,132,737
GO Issued Proceeds 1990 Ch 434	-	-	-	-	3,228,884
MR/DD Residential Development	1,100,000	1,100,000	1,100,000	-	9,835,198
Rhode Island Capital Plan Fund	1,100,000	1,100,000	1,100,000	-	9,835,198
MR Community Facilities - Capital Repairs	1,300,000	1,500,000	1,700,000	-	12,794,893
Rhode Island Capital Plan Fund	1,300,000	1,500,000	1,700,000	-	12,794,893
Management Information System	-	-	-	-	799,416
GO Issued Proceeds 1990 Ch 434	-	-	-	-	399,708
Federal Funds	-	-	-	-	399,708

Schedule 4 - Projects By Funding Source

	Projected Disbursements			
	Pre-FY 2010	FY 2010	FY 2011	FY 2012
Regional Centers - Repair/Rehabilitation	2,545,160	1,000,000	500,000	500,000
Rhode Island Capital Plan Fund	969,404	1,000,000	500,000	500,000
GO Issued Proceeds 1989 Ch 552	1,575,756	-	-	-
Substance Abuse Facilities Asset Protection	913,072	200,000	200,000	300,000
Rhode Island Capital Plan Fund	913,072	200,000	200,000	300,000
Mental Health, Retardation & Hospitals Totals	30,365,731	10,832,249	16,156,445	25,974,925
Human Services Totals	42,979,382	13,326,046	22,506,445	32,179,925
<u>Elementary and Secondary Education</u>				
Shepard Building Air Quality Remediation	165,112	146,388	-	-
Rhode Island Capital Plan Fund	165,112	146,388	-	-
Davies Career & Technical School - Roof	942,375	1,000,000	800,000	676,800
Rhode Island Capital Plan Fund	942,375	1,000,000	800,000	676,800
Davies Career & Technical School - HVAC	201,417	648,177	999,000	313,622
Rhode Island Capital Plan Fund	201,417	648,177	999,000	313,622
Davies Career & Technical School -Asset Protection	99,215	125,000	150,000	100,000
Rhode Island Capital Plan Fund	99,215	125,000	150,000	100,000
Cranston Career and Technical Projects	-	389,051	560,000	390,000
Rhode Island Capital Plan Fund	-	389,051	560,000	390,000
East Providence Career and Technical Projects	-	157,872	-	-
Rhode Island Capital Plan Fund	-	157,872	-	-
Metropolitan Career & Technical School	28,207,408	792,592	-	-
GO Issued Proceeds 1994 Ch 70	28,207,408	792,592	-	-
Metropolitan Career & Technical School - East B	100,000	1,100,000	4,000,000	4,000,000
Rhode Island Capital Plan Fund	100,000	1,100,000	4,000,000	4,000,000
Newport Career & Technical School	-	-	343,362	300,000
Rhode Island Capital Plan Fund	-	-	343,362	300,000
Warwick Career & Technical School	-	258,036	200,000	230,000
Rhode Island Capital Plan Fund	-	258,036	200,000	230,000
Woonsocket Career & Technical School	-	475,788	275,000	225,000
Rhode Island Capital Plan Fund	-	475,788	275,000	225,000

Schedule 4 - Projects By Funding Source

	Projected Disbursements				Totals
	FY 2013	FY 2014	FY 2015	Post-FY 2015	
Regional Centers - Repair/Rehabilitation	500,000	500,000	500,000	-	6,045,160
Rhode Island Capital Plan Fund	500,000	500,000	500,000	-	4,469,404
GO Issued Proceeds 1989 Ch 552	-	-	-	-	1,575,756
Substance Abuse Facilities Asset Protection	300,000	300,000	300,000	-	2,513,072
Rhode Island Capital Plan Fund	300,000	300,000	300,000	-	2,513,072
Mental Health, Retardation & Hospitals Totals	17,775,009	7,485,000	7,688,000	-	116,277,359
Human Services Totals	19,175,009	7,885,000	8,088,000	-	146,139,807
<u>Elementary and Secondary Education</u>					
Shepard Building Air Quality Remediation	-	-	-	-	311,500
Rhode Island Capital Plan Fund	-	-	-	-	311,500
Davies Career & Technical School - Roof	379,000	295,000	-	-	4,093,175
Rhode Island Capital Plan Fund	379,000	295,000	-	-	4,093,175
Davies Career & Technical School - HVAC	-	-	-	-	2,162,216
Rhode Island Capital Plan Fund	-	-	-	-	2,162,216
Davies Career & Technical School -Asset Protect	150,000	150,000	150,000	-	924,215
Rhode Island Capital Plan Fund	150,000	150,000	150,000	-	924,215
Cranston Career and Technical Projects	350,000	-	-	-	1,689,051
Rhode Island Capital Plan Fund	350,000	-	-	-	1,689,051
East Providence Career and Technical Projects	-	-	-	-	157,872
Rhode Island Capital Plan Fund	-	-	-	-	157,872
Metropolitan Career & Technical School	-	-	-	-	29,000,000
GO Issued Proceeds 1994 Ch 70	-	-	-	-	29,000,000
Metropolitan Career & Technical School - East B	900,000	-	-	-	10,100,000
Rhode Island Capital Plan Fund	900,000	-	-	-	10,100,000
Newport Career & Technical School	300,000	-	-	-	943,362
Rhode Island Capital Plan Fund	300,000	-	-	-	943,362
Warwick Career & Technical School	-	-	-	-	688,036
Rhode Island Capital Plan Fund	-	-	-	-	688,036
Woonsocket Career & Technical School	200,000	-	-	-	1,175,788
Rhode Island Capital Plan Fund	200,000	-	-	-	1,175,788

Schedule 4 - Projects By Funding Source

	Projected Disbursements			
	Pre-FY 2010	FY 2010	FY 2011	FY 2012
School for the Deaf - New School Construction	4,450,915	24,293,129	2,504,654	-
Certificates of Participation	3,202,217	24,293,129	2,504,654	-
Rhode Island Capital Plan Fund	1,248,698	-	-	-
State-Owned Schools - Renovations/Repairs	14,808,467	191,533	-	-
GO Issued Proceeds 2004 Ch 595	14,808,467	191,533	-	-
State-Owned Schools - Chariho Repairs	-	500,000	700,000	400,000
Rhode Island Capital Plan Fund	-	500,000	700,000	400,000
IT - Comprehensive Education System	6,596,625	1,003,375	-	-
Certificates of Participation	1,996,625	1,003,375	-	-
Federal Funds	4,600,000	-	-	-
IT - K-16 Investment	174,912	81,905	94,169	94,168
Certificates of Participation	174,912	81,905	94,169	94,168
Elementary & Secondary Education Totals	55,581,334	31,016,458	10,626,185	6,729,590
<u>Higher Education</u>				
Telecommunications Initiative	39,847,576	752,424	-	-
GO Issued Proceeds - 1996 Ch 100	39,847,576	752,424	-	-
Asset Protection - URI	36,832,742	4,444,640	4,577,980	5,092,364
Rhode Island Capital Plan Fund	36,832,742	4,444,640	4,577,980	5,092,364
Asset Protection - RIC	14,419,780	3,223,556	1,987,800	2,211,160
Rhode Island Capital Plan Fund	14,419,780	3,223,556	1,987,800	2,211,160
Asset Protection - CCRI	8,040,304	1,786,734	1,264,970	1,407,101
Rhode Island Capital Plan Fund	8,040,304	1,786,734	1,264,970	1,407,101
Education Innovation Smart Classrooms	5,977,365	8,156,030	-	-
Certificates of Participation	5,251,507	6,498,493	-	-
Other Funds	725,858	1,657,537	-	-
URI - Fire Safety Improvements	-	7,170,090	5,002,975	-
Federal Stimulus Funding	-	7,170,090	5,002,975	-
RIC - Fire Safety Improvements	-	5,695,093	3,973,232	-
Federal Stimulus Funding	-	5,695,093	3,973,232	-
CCRI - Fire Safety Improvements	-	3,240,712	2,260,911	-
Federal Stimulus Funding	-	3,240,712	2,260,911	-
CCRI Knight Campus Renewal	-	-	-	-
GO New Referenda	-	-	-	-

Schedule 4 - Projects By Funding Source

	Projected Disbursements				Totals
	FY 2013	FY 2014	FY 2015	Post-FY 2015	
School for the Deaf - New School Construction	-	-	-	-	31,248,698
Certificates of Participation	-	-	-	-	30,000,000
Rhode Island Capital Plan Fund	-	-	-	-	1,248,698
State-Owned Schools - Renovations/Repairs	-	-	-	-	15,000,000
GO Issued Proceeds 2004 Ch 595	-	-	-	-	15,000,000
State-Owned Schools - Chariho Repairs	-	-	-	-	1,600,000
Rhode Island Capital Plan Fund	-	-	-	-	1,600,000
IT - Comprehensive Education System	-	-	-	-	7,600,000
Certificates of Participation	-	-	-	-	3,000,000
Federal Funds	-	-	-	-	4,600,000
IT - K-16 Investment	-	-	-	-	445,154
Certificates of Participation	-	-	-	-	445,154
Elementary & Secondary Education Totals	2,279,000	445,000	150,000	-	106,827,567
<u>Higher Education</u>					
Telecommunications Initiative	-	-	-	-	40,600,000
GO Issued Proceeds - 1996 Ch 100	-	-	-	-	40,600,000
Asset Protection - URI	5,250,000	5,407,500	5,570,000	-	67,175,226
Rhode Island Capital Plan Fund	5,250,000	5,407,500	5,570,000	-	67,175,226
Asset Protection - RIC	2,275,000	2,343,250	2,413,548	-	28,874,094
Rhode Island Capital Plan Fund	2,275,000	2,343,250	2,413,548	-	28,874,094
Asset Protection - CCRI	1,450,000	1,493,500	1,538,305	-	16,980,914
Rhode Island Capital Plan Fund	1,450,000	1,493,500	1,538,305	-	16,980,914
Education Innovation Smart Classrooms	-	-	-	-	14,133,395
Certificates of Participation	-	-	-	-	11,750,000
Other Funds	-	-	-	-	2,383,395
URI - Fire Safety Improvements	-	-	-	-	12,173,065
Federal Stimulus Funding	-	-	-	-	12,173,065
RIC - Fire Safety Improvements	-	-	-	-	9,668,325
Federal Stimulus Funding	-	-	-	-	9,668,325
CCRI - Fire Safety Improvements	-	-	-	-	5,501,623
Federal Stimulus Funding	-	-	-	-	5,501,623
CCRI Knight Campus Renewal	-	125,000	2,625,000	17,500,000	20,250,000
GO New Referenda	-	125,000	2,625,000	17,500,000	20,250,000

Schedule 4 - Projects By Funding Source

	Projected Disbursements			
	Pre-FY 2010	FY 2010	FY 2011	FY 2012
CCRI - Newport Campus Construction	12,269,931	209,069	-	-
GO Issued Proceeds - 2000 Ch 55	10,725,931	209,069	-	-
Rhode Island Capital Plan Fund	1,544,000	-	-	-
CCRI Flanagan Campus Addition	-	-	-	-
GO New Referenda	-	-	-	-
CCRI Fire Code and HVAC	106,147	3,305,853	-	-
Rhode Island Capital Plan Fund	106,147	3,305,853	-	-
CCRI Energy Conservation/Performance Contra	-	-	5,000,000	5,000,000
Certificates of Participation	-	-	5,000,000	5,000,000
RIC - Modernization & Renovation Academic Bl	-	-	-	-
GO New Referenda	-	-	-	-
RIC - Modernization & Renovation Academic Bl	-	-	-	-
GO New Referenda	-	-	-	-
RIC Infrastructure Modernization	-	275,000	-	5,000,000
University/College Funds	-	275,000	-	-
GO New Referenda	-	-	-	5,000,000
RIC - Alternative Entrance/Master Plan Improve	620,000	-	-	-
Rhode Island Capital Plan Fund	600,000	-	-	-
University/College Funds	20,000	-	-	-
RIC DCYF Facilities - Phase III	6,340,000	1,450,000	-	-
GO Issued Proceeds - 2006 Ch 246	6,340,000	-	-	-
GO Unissued Proceeds - 2006 Ch 246	-	1,450,000	-	-
RIC New Residence Hall	29,850,137	149,863	-	-
GO Issued Proceeds 2004 Ch 595	29,850,137	149,863	-	-
RIC - Art Center Renovations/Addition	20,000	500,000	1,300,000	8,500,000
University/College Funds	20,000	-	-	-
Rhode Island Capital Plan Fund	-	500,000	1,300,000	-
GO New Referenda	-	-	-	8,500,000
RIC Nursing Health and Life Sciences	-	175,000	-	-
University/College Funds	-	175,000	-	-
RIC Recreation Center Modernization	-	75,000	11,310,000	-
University/College Funds	-	75,000	-	-
RIHEBC Revenue Bonds	-	-	11,310,000	-

Schedule 4 - Projects By Funding Source

	Projected Disbursements				Totals
	FY 2013	FY 2014	FY 2015	Post-FY 2015	
CCRI - Newport Campus Construction	-	-	-	-	12,479,000
GO Issued Proceeds - 2000 Ch 55	-	-	-	-	10,935,000
Rhode Island Capital Plan Fund	-	-	-	-	1,544,000
CCRI Flanagan Campus Addition	-	-	-	27,810,000	27,810,000
GO New Referenda	-	-	-	27,810,000	27,810,000
CCRI Fire Code and HVAC	-	-	-	-	3,412,000
Rhode Island Capital Plan Fund	-	-	-	-	3,412,000
CCRI Energy Conservation/Performance Contra	5,500,000	-	-	-	15,500,000
Certificates of Participation	5,500,000	-	-	-	15,500,000
RIC - Modernization & Renovation Academic Bl	-	8,300,000	8,800,000	7,700,000	24,800,000
GO New Referenda	-	8,300,000	8,800,000	7,700,000	24,800,000
RIC - Modernization & Renovation Academic Bl	-	-	-	21,500,000	21,500,000
GO New Referenda	-	-	-	21,500,000	21,500,000
RIC Infrastructure Modernization	5,900,000	-	-	-	11,175,000
University/College Funds	-	-	-	-	275,000
GO New Referenda	5,900,000	-	-	-	10,900,000
RIC - Alternative Entrance/Master Plan Improve	-	8,525,000	-	-	9,145,000
Rhode Island Capital Plan Fund	-	8,525,000	-	-	9,125,000
University/College Funds	-	-	-	-	20,000
RIC DCYF Facilities - Phase III	-	-	-	-	7,790,000
GO Issued Proceeds - 2006 Ch 246	-	-	-	-	6,340,000
GO Unissued Proceeds - 2006 Ch 246	-	-	-	-	1,450,000
RIC New Residence Hall	-	-	-	-	30,000,000
GO Issued Proceeds 2004 Ch 595	-	-	-	-	30,000,000
RIC - Art Center Renovations/Addition	8,500,000	-	-	-	18,820,000
University/College Funds	-	-	-	-	20,000
Rhode Island Capital Plan Fund	-	-	-	-	1,800,000
GO New Referenda	8,500,000	-	-	-	17,000,000
RIC Nursing Health and Life Sciences	-	-	-	-	175,000
University/College Funds	-	-	-	-	175,000
RIC Recreation Center Modernization	-	-	-	-	11,385,000
University/College Funds	-	-	-	-	75,000
RIHEBC Revenue Bonds	-	-	-	-	11,310,000

Schedule 4 - Projects By Funding Source

	Projected Disbursements			
	Pre-FY 2010	FY 2010	FY 2011	FY 2012
URI New College of Pharmacy Building	10,494,952	23,629,344	29,445,649	16,630,054
Asset Protection Funds (RICAP)*	[106,738]	-	-	-
GO Issued Proceeds - 2006 Ch 246	10,294,952	3,205,048	-	-
GO Unissued Proceeds - 2006 Ch 246	-	20,000,000	28,000,000	3,500,000
Private Funding	200,000	-	-	10,000,000
Federal Stimulus Funding	-	424,296	1,445,649	3,130,054
URI New Nursing & Associated Health Building	-	300,000	-	1,000,000
Rhode Island Capital Plan Fund	-	300,000	-	1,000,000
GO New Referenda	-	-	-	-
URI New Chemistry Building	-	1,300,000	3,500,000	4,550,000
Asset Protection Funds (RICAP)*	[100,000]	-	-	-
Rhode Island Capital Plan Fund	-	1,300,000	3,500,000	-
GO New Referenda	-	-	-	4,550,000
URI Ranger Hall Rehabilitation	1,429,323	3,210,740	-	-
GO Issued Proceeds - 1996 Ch 100	1,429,323	2,210,740	-	-
Private Funding	-	1,000,000	-	-
URI - Lippitt Hall Rehabilitation	9,287,007	231,424	-	-
GO Issued Proceeds - 1998 Ch 31	2,063,576	231,424	-	-
University/College Funds	1,018,431	-	-	-
Rhode Island Capital Plan Fund	6,205,000	-	-	-
URI Residence Halls Modernization/Renovations	63,890,446	1,389,554	-	-
GO Issued Proceeds - 2000 Ch 55	20,610,446	1,389,554	-	-
GO Issued Proceeds - 2004 Ch 595	20,000,000	-	-	-
University/College Funds	2,176,996	-	-	-
Other Funds	92,405	-	-	-
RIHEBC Revenue Bonds	21,010,599	-	-	-
URI - Rodos Hellenic Center	461,888	3,764,535	-	-
Private Funding	461,888	3,764,535	-	-
URI Environmental Biotechnology Center	54,310,595	3,296,162	3,764,365	3,039,473
GO Issued Proceeds - 2004 Ch 595	50,000,000	-	-	-
Federal Funds	1,891,843	-	-	-
Other Funds	-	531,072	1,429,455	3,039,473
Private Funding	1,918,752	-	-	-
Rhode Island Capital Plan Fund	500,000	2,765,090	2,334,910	-
URI West Kingstown Superfund Site Remediation	3,717,089	46,911	-	-
Rhode Island Capital Plan Fund	3,717,089	46,911	-	-

Schedule 4 - Projects By Funding Source

	Projected Disbursements				Totals
	FY 2013	FY 2014	FY 2015	Post-FY 2015	
URI New College of Pharmacy Building	-	-	-	-	80,199,999
Asset Protection Funds (RICAP)*	-	-	-	-	[106,738]
GO Issued Proceeds - 2006 Ch 246	-	-	-	-	13,500,000
GO Unissued Proceeds - 2006 Ch 246	-	-	-	-	51,500,000
Private Funding	-	-	-	-	10,200,000
Federal Stimulus Funding	-	-	-	-	4,999,999
URI New Nursing & Associated Health Building	1,800,000	20,000,000	28,000,000	-	51,100,000
Rhode Island Capital Plan Fund	1,800,000	-	-	-	3,100,000
GO New Referenda	-	20,000,000	28,000,000	-	48,000,000
URI New Chemistry Building	16,925,000	39,525,000	-	-	65,800,000
Asset Protection Funds (RICAP)*	-	-	-	-	[100,000]
Rhode Island Capital Plan Fund	-	-	-	-	4,800,000
GO New Referenda	16,925,000	39,525,000	-	-	61,000,000
URI Ranger Hall Rehabilitation	-	-	-	-	4,640,063
GO Issued Proceeds - 1996 Ch 100	-	-	-	-	3,640,063
Private Funding	-	-	-	-	1,000,000
URI - Lippitt Hall Rehabilitation	-	-	-	-	9,518,431
GO Issued Proceeds - 1998 Ch 31	-	-	-	-	2,295,000
University/College Funds	-	-	-	-	1,018,431
Rhode Island Capital Plan Fund	-	-	-	-	6,205,000
URI Residence Halls Modernization/Renovations	-	-	-	-	65,280,000
GO Issued Proceeds - 2000 Ch 55	-	-	-	-	22,000,000
GO Issued Proceeds - 2004 Ch 595	-	-	-	-	20,000,000
University/College Funds	-	-	-	-	2,176,996
Other Funds	-	-	-	-	92,405
RIHEBC Revenue Bonds	-	-	-	-	21,010,599
URI - Rodos Hellenic Center	-	-	-	-	4,226,423
Private Funding	-	-	-	-	4,226,423
URI Environmental Biotechnology Center	-	-	-	-	64,410,595
GO Issued Proceeds - 2004 Ch 595	-	-	-	-	50,000,000
Federal Funds	-	-	-	-	1,891,843
Other Funds	-	-	-	-	5,000,000
Private Funding	-	-	-	-	1,918,752
Rhode Island Capital Plan Fund	-	-	-	-	5,600,000
URI West Kingstown Superfund Site Remediatio	-	-	-	-	3,764,000
Rhode Island Capital Plan Fund	-	-	-	-	3,764,000

Schedule 4 - Projects By Funding Source

	Projected Disbursements			
	Pre-FY 2010	FY 2010	FY 2011	FY 2012
URI International Engineering Program Expansi	1,802,000	1,100,000	-	-
RIHEBC Direct Loan	800,000	-	-	-
Private Funding	932,000	-	-	-
Third Party	-	850,000	-	-
University/College Funds	70,000	250,000	-	-
URI Pell Library	13,840,333	1,880,116	-	-
GO Issued Proceeds - 2004 Ch. 595	13,119,884	880,116	-	-
Federal Funds	-	1,000,000	-	-
Private Funding	421,773	-	-	-
University/College Funds	298,676	-	-	-
Asset Protection Funds (RICAP)*	[93,500]	-	-	-
URI Tyler Hall Renovation	3,376,641	663,423	-	-
RIHEBC Revenue Bonds	2,581,577	663,423	-	-
University/College Funds	795,064	-	-	-
URI Student Athlete Development Center	-	1,143,454	1,961,166	4,295,380
RIHEBC Revenue Bonds	-	1,143,454	1,961,166	895,380
Private Funding	-	-	-	3,400,000
URI Fire Protection/Sprinkler Systems	-	-	-	4,862,682
RIHEBC Revenue Bonds	-	-	-	4,862,682
URI Fire Protection Auxiliary Enterprise Buildin	391,490	3,531,105	7,580,890	4,328,515
RIHEBC Revenue Bonds	391,490	3,531,105	7,580,890	4,328,515
URI Energy Conservation/Performance Contract	10,042,085	8,286,845	-	-
Certificates of Participation	10,042,085	8,057,915	-	-
Interest Earnings	-	228,930	-	-
URI Energy Conservation/Performance Contract	-	-	7,100,000	5,500,000
Certificates of Participation	-	-	7,100,000	5,500,000
URI Energy Conservation/Performance Contract	-	-	4,400,000	4,000,000
Federal Stimulus Funding	-	-	4,400,000	4,000,000
URI Biological Resources Laboratory	-	1,749,593	4,227,199	9,023,208
Federal Stimulus Funding	-	1,749,593	4,227,199	9,023,208
URI MERL Lab Renovation	-	1,067,316	3,932,684	-
Federal Stimulus Funding	-	1,067,316	3,932,684	-
URI International Center	-	-	-	555,968
Private Funding	-	-	-	555,968
URI Public Safety Building	-	-	993,554	2,906,446
RIHEBC Revenue Bonds	-	-	993,554	2,906,446

Schedule 4 - Projects By Funding Source

	Projected Disbursements				Totals
	FY 2013	FY 2014	FY 2015	Post-FY 2015	
URI International Engineering Program Expansi	-	-	-	-	2,902,000
RIHEBC Direct Loan	-	-	-	-	800,000
Private Funding	-	-	-	-	932,000
Third Party	-	-	-	-	850,000
University/College Funds	-	-	-	-	320,000
URI Pell Library	-	-	-	-	15,720,449
GO Issued Proceeds - 2004 Ch. 595	-	-	-	-	14,000,000
Federal Funds	-	-	-	-	1,000,000
Private Funding	-	-	-	-	421,773
University/College Funds	-	-	-	-	298,676
Asset Protection Funds (RICAP)*	-	-	-	-	[93,500]
URI Tyler Hall Renovation	-	-	-	-	4,040,064
RIHEBC Revenue Bonds	-	-	-	-	3,245,000
University/College Funds	-	-	-	-	795,064
URI Student Athlete Development Center	-	-	-	-	7,400,000
RIHEBC Revenue Bonds	-	-	-	-	4,000,000
Private Funding	-	-	-	-	3,400,000
URI Fire Protection/Sprinkler Systems	6,091,876	3,682,104	-	-	14,636,662
RIHEBC Revenue Bonds	6,091,876	3,682,104	-	-	14,636,662
URI Fire Protection Auxiliary Enterprise Buildin	1,724,382	559,941	-	-	18,116,323
RIHEBC Revenue Bonds	1,724,382	559,941	-	-	18,116,323
URI Energy Conservation/Performance Contract	-	-	-	-	18,328,930
Certificates of Participation	-	-	-	-	18,100,000
Interest Earnings	-	-	-	-	228,930
URI Energy Conservation/Performance Contract	-	-	-	-	12,600,000
Certificates of Participation	-	-	-	-	12,600,000
URI Energy Conservation/Performance Contract	4,000,000	-	-	-	12,400,000
Federal Stimulus Funding	4,000,000	-	-	-	12,400,000
URI Biological Resources Laboratory	-	-	-	-	15,000,000
Federal Stimulus Funding	-	-	-	-	15,000,000
URI MERL Lab Renovation	-	-	-	-	5,000,000
Federal Stimulus Funding	-	-	-	-	5,000,000
URI International Center	1,669,774	3,474,258	-	-	5,700,000
Private Funding	1,669,774	3,474,258	-	-	5,700,000
URI Public Safety Building	-	-	-	-	3,900,000
RIHEBC Revenue Bonds	-	-	-	-	3,900,000

Schedule 4 - Projects By Funding Source

	Projected Disbursements			
	Pre-FY 2010	FY 2010	FY 2011	FY 2012
URI - Fine Arts Center Renovation	-	-	[400,000]	-
Asset Protection Funds (RICAP)*	-	-	[400,000]	-
URI Engineering Quad Advanced Planning	-	-	100,000	-
Asset Protection Funds (RICAP)*	-	-	[300,000]	-
Private Funding	-	-	100,000	-
URI College of Engineering	-	-	-	-
GO New Referenda	-	-	-	-
URI North District Infrastructure	215,221	1,993,500	8,006,500	-
RIHEBC Revenue Bonds	215,221	1,993,500	8,006,500	-
URI New Residence Hall Terrace	257,163	656,837	25,481,735	17,299,265
University/College Funds	257,163	656,837	-	86,000
RIHEBC Revenue Bonds	-	-	25,481,735	17,213,265
URI Roger Williams Campus Wellness Center	-	591,556	1,514,530	3,793,914
Private Funding	-	-	-	2,400,000
University/College Funds	-	591,556	1,514,530	1,393,914
URI Repaving & Road Construction	-	5,843,801	9,365,199	-
RIHEBC Revenue Bonds	-	5,843,801	9,365,199	-
URI Utility Infrastructure Upgrade & Replacement	-	-	5,920,210	4,079,790
RIHEBC Revenue Bonds	-	-	5,920,210	4,079,790
URI Utility Infrastructure Upgrade Phase II	-	-	-	-
RIHEBC Revenue Bonds	-	-	-	-
URI Facilities Services Sector Upgrade	-	-	1,006,178	2,299,296
RIHEBC Revenue Bonds	-	-	1,006,178	2,299,296
Higher Education Totals	327,840,215	106,285,280	154,977,727	115,374,616

* Asset Protection Funds are bracketed in individual projects to avoid double counting the total resources available from this source of funds.

Atomic Energy Commission

R.I. Nuclear Science Center - Asset Protection	130,000	50,000	50,000	50,000
Rhode Island Capital Plan Fund	100,000	50,000	50,000	50,000
Federal Funds	30,000	-	-	-
Atomic Energy Commission Totals	130,000	50,000	50,000	50,000

Schedule 4 - Projects By Funding Source

	Projected Disbursements				Totals
	FY 2013	FY 2014	FY 2015	Post-FY 2015	
URI - Fine Arts Center Renovation	-	-	-	-	[400,000]
Asset Protection Funds (RICAP)*	-	-	-	-	[400,000]
URI Engineering Quad Advanced Planning	-	-	-	-	100,000
Asset Protection Funds (RICAP)*	-	-	-	-	[300,000]
Private Funding	-	-	-	-	100,000
URI College of Engineering	-	-	-	77,800,000	77,800,000
GO New Referenda	-	-	-	77,800,000	77,800,000
URI North District Infrastructure	-	-	-	-	10,215,221
RIHEBC Revenue Bonds	-	-	-	-	10,215,221
URI New Residence Hall Terrace	-	-	-	-	43,695,000
University/College Funds	-	-	-	-	1,000,000
RIHEBC Revenue Bonds	-	-	-	-	42,695,000
URI Roger Williams Campus Wellness Center	-	-	-	-	5,900,000
Private Funding	-	-	-	-	2,400,000
University/College Funds	-	-	-	-	3,500,000
URI Repaving & Road Construction	-	-	-	-	15,209,000
RIHEBC Revenue Bonds	-	-	-	-	15,209,000
URI Utility Infrastructure Upgrade & Replacement	-	-	-	-	10,000,000
RIHEBC Revenue Bonds	-	-	-	-	10,000,000
URI Utility Infrastructure Upgrade Phase II	1,606,178	4,196,911	4,196,911	-	10,000,000
RIHEBC Revenue Bonds	1,606,178	4,196,911	4,196,911	-	10,000,000
URI Facilities Services Sector Upgrade	4,394,526	-	-	-	7,700,000
RIHEBC Revenue Bonds	4,394,526	-	-	-	7,700,000
Higher Education Totals	67,086,736	97,632,464	53,143,764	152,310,000	1,074,650,802

* Asset Protection Funds are bracketed in individual projects to avoid double counting the total resources available from this source of funds.

Atomic Energy Commission

R.I. Nuclear Science Center - Asset Protection	50,000	50,000	-	-	380,000
Rhode Island Capital Plan Fund	50,000	50,000	-	-	350,000
Federal Funds	-	-	-	-	30,000
Atomic Energy Commission Totals	50,000	50,000	-	-	380,000

Schedule 4 - Projects By Funding Source

	Projected Disbursements			
	Pre-FY 2010	FY 2010	FY 2011	FY 2012
<u>Historical Preservation & Heritage Commission</u>				
Heritage Harbor Museum	3,760,343	3,989,577	6,260,071	-
GO Issued Proceeds 2002 Ch. 65	811,400	2,000,000	988,600	-
GO Unissued Proceeds 2002 Ch. 65	-	-	1,200,000	-
Other Funds	2,948,943	1,989,577	4,071,471	-
Museums and Cultural Art Centers	5,959,074	40,926	-	-
GO Issued Proceeds 2002 Ch. 65	2,997,238	2,762	-	-
GO Issued Proceeds 2004 Ch. 595	2,961,836	38,164	-	-
Historical Pres. & Heritage Comm. Totals	9,719,417	4,030,503	6,260,071	-
Education Totals	393,270,966	141,382,241	171,913,983	122,154,206
<u>Attorney General</u>				
Building Renovations and Repairs	745,999	726,847	200,000	360,000
Rhode Island Capital Plan Fund	745,999	726,847	200,000	360,000
Automated Fingerprint Identification System	469,746	-	-	-
GO Issued Proceeds 2002 Ch. 65	469,746	-	-	-
Rhode Island Capital Plan Fund	-	-	-	-
Attorney General Totals	1,215,745	726,847	200,000	360,000
<u>Corrections</u>				
Corrections Asset Protection	4,024,676	3,051,400	2,500,000	2,500,000
Rhode Island Capital Plan Fund	4,024,676	3,051,400	2,500,000	2,500,000
Maximum - General Renovations	1,379,524	450,105	-	-
Rhode Island Capital Plan Fund	1,379,524	450,105	-	-
Women's Facility - Roof/Masonry Renovations	2,877,107	1,668,363	2,389,724	336,430
Rhode Island Capital Plan Fund	2,877,107	1,668,363	2,389,724	336,430
Women's Facility - Plumbing/Bathrooms	413,402	650,000	655,400	410,800
Rhode Island Capital Plan Fund	413,402	650,000	655,400	410,800
Bernadette - Roof/Plumbing/HVAC (Work Relea	360,809	427,267	-	-
Rhode Island Capital Plan Fund	360,809	427,267	-	-
Minimum Security Kitchen Expansion	-	-	325,000	3,000,000
Rhode Island Capital Plan Fund	-	-	325,000	3,000,000
Medium Infrastructure	-	-	-	-
Rhode Island Capital Plan Fund	-	-	-	-

Schedule 4 - Projects By Funding Source

	Projected Disbursements				Totals
	FY 2013	FY 2014	FY 2015	Post-FY 2015	
<u>Historical Preservation & Heritage Commission</u>					
Heritage Harbor Museum	-	-	-	-	14,009,991
GO Issued Proceeds 2002 Ch. 65	-	-	-	-	3,800,000
GO Unissued Proceeds 2002 Ch. 65	-	-	-	-	1,200,000
Other Funds	-	-	-	-	9,009,991
Museums and Cultural Art Centers	-	-	-	-	6,000,000
GO Issued Proceeds 2002 Ch. 65	-	-	-	-	3,000,000
GO Issued Proceeds 2004 Ch. 595	-	-	-	-	3,000,000
Historical Pres. & Heritage Comm. Totals	-	-	-	-	20,009,991
Education Totals	69,415,736	98,127,464	53,293,764	152,310,000	1,201,868,360
<u>Attorney General</u>					
Building Renovations and Repairs	287,500	250,000	150,000	-	2,720,346
Rhode Island Capital Plan Fund	287,500	250,000	150,000	-	2,720,346
Automated Fingerprint Identification System	750,000	-	-	-	1,219,746
GO Issued Proceeds 2002 Ch. 65	30,254	-	-	-	500,000
Rhode Island Capital Plan Fund	719,746	-	-	-	719,746
Attorney General Totals	1,037,500	250,000	150,000	-	3,940,092
<u>Corrections</u>					
Corrections Asset Protection	3,500,000	3,500,000	3,000,000	-	22,076,076
Rhode Island Capital Plan Fund	3,500,000	3,500,000	3,000,000	-	22,076,076
Maximum - General Renovations	-	-	-	-	1,829,629
Rhode Island Capital Plan Fund	-	-	-	-	1,829,629
Women's Facility - Roof/Masonry Renovations	-	-	-	-	7,271,624
Rhode Island Capital Plan Fund	-	-	-	-	7,271,624
Women's Facility - Plumbing/Bathrooms	-	-	-	-	2,129,602
Rhode Island Capital Plan Fund	-	-	-	-	2,129,602
Bernadette - Roof/Plumbing/HVAC (Work Relea	-	-	-	-	788,076
Rhode Island Capital Plan Fund	-	-	-	-	788,076
Minimum Security Kitchen Expansion	1,175,000	-	-	-	4,500,000
Rhode Island Capital Plan Fund	1,175,000	-	-	-	4,500,000
Medium Infrastructure	1,600,000	2,500,000	2,100,000	-	6,200,000
Rhode Island Capital Plan Fund	1,600,000	2,500,000	2,100,000	-	6,200,000

Schedule 4 - Projects By Funding Source

	Projected Disbursements			
	Pre-FY 2010	FY 2010	FY 2011	FY 2012
ISC Exterior Envelope Restoration	-	-	100,000	1,400,000
Rhode Island Capital Plan Fund	-	-	100,000	1,400,000
Reintegration Center/Women's Facility	16,979,309	1,686,389	-	-
Rhode Island Capital Plan Fund	4,601,563	1,686,389	-	-
Federal Funds	12,377,746	-	-	-
Department of Corrections Totals	22,010,151	4,882,124	3,470,124	5,147,230
<u>Judicial</u>				
Judicial Complexes HVAC	1,871,892	300,000	300,000	500,000
Rhode Island Capital Plan Fund	1,871,892	300,000	300,000	500,000
Judicial Complexes Asset Protection	975,534	529,466	550,000	600,000
Rhode Island Capital Plan Fund	975,534	529,466	550,000	600,000
Judicial Complexes Technology Improvements	8,067,453	1,654,388	1,894,750	2,283,409
Certificates of Participation	8,067,453	1,654,388	1,894,750	2,283,409
Licht Judicial Complex Restoration	-	-	-	-
Rhode Island Capital Plan Fund	-	-	-	-
Law Library Restoration	-	228,198	-	-
Restricted Receipt Funding	-	228,198	-	-
Judicial Department Totals	10,914,879	2,712,052	2,744,750	3,383,409
<u>Military Staff</u>				
Military Staff Asset Protection	1,312,500	1,010,982	570,000	582,500
Rhode Island Capital Plan Fund	580,500	403,482	260,000	270,000
National Guard Bureau - Federal	732,000	607,500	310,000	312,500
Armory of Mounted Commands - Roof/HVAC	1,493,910	3,894,090	50,000	1,000,000
Rhode Island Capital Plan Fund	746,955	1,947,045	50,000	500,000
National Guard Bureau - Federal	746,955	1,947,045	-	500,000
Armory of Mounted Commands - Parking Lot	-	-	-	-
Rhode Island Capital Plan Fund	-	-	-	-
National Guard Bureau - Federal	-	-	-	-
Armory of Mounted Commands - Elevators	-	-	-	-
Rhode Island Capital Plan Fund	-	-	-	-
National Guard Bureau - Federal	-	-	-	-
Benefit Street Arsenal - Rehabilitation	17,000	-	-	-
Rhode Island Capital Plan Fund	17,000	-	-	-

Schedule 4 - Projects By Funding Source

	Projected Disbursements				Totals
	FY 2013	FY 2014	FY 2015	Post-FY 2015	
ISC Exterior Envelope Restoration	4,000,000	-	-	-	5,500,000
Rhode Island Capital Plan Fund	4,000,000	-	-	-	5,500,000
Reintegration Center/Women's Facility	-	-	-	-	18,665,698
Rhode Island Capital Plan Fund	-	-	-	-	6,287,952
Federal Funds	-	-	-	-	12,377,746
Department of Corrections Totals	10,275,000	6,000,000	5,100,000	-	68,960,705
<u>Judicial</u>					
Judicial Complexes HVAC	550,000	600,000	700,000	-	4,821,892
Rhode Island Capital Plan Fund	550,000	600,000	700,000	-	4,821,892
Judicial Complexes Asset Protection	625,000	650,000	650,000	-	4,580,000
Rhode Island Capital Plan Fund	625,000	650,000	650,000	-	4,580,000
Judicial Complexes Technology Improvements	-	-	-	-	13,900,000
Certificates of Participation	-	-	-	-	13,900,000
Licht Judicial Complex Restoration	500,000	2,000,000	1,500,000	-	4,000,000
Rhode Island Capital Plan Fund	500,000	2,000,000	1,500,000	-	4,000,000
Law Library Restoration	-	-	-	-	228,198
Restricted Receipt Funding	-	-	-	-	228,198
Judicial Department Totals	1,675,000	3,250,000	2,850,000	-	27,530,090
<u>Military Staff</u>					
Military Staff Asset Protection	540,260	300,000	300,000	-	4,616,242
Rhode Island Capital Plan Fund	280,000	300,000	300,000	-	2,393,982
National Guard Bureau - Federal	260,260	-	-	-	2,222,260
Armory of Mounted Commands - Roof/HVAC	1,000,000	-	-	-	7,438,000
Rhode Island Capital Plan Fund	500,000	-	-	-	3,744,000
National Guard Bureau - Federal	500,000	-	-	-	3,694,000
Armory of Mounted Commands - Parking Lot	50,000	200,000	-	-	250,000
Rhode Island Capital Plan Fund	50,000	100,000	-	-	150,000
National Guard Bureau - Federal	-	100,000	-	-	100,000
Armory of Mounted Commands - Elevators	-	65,000	950,000	-	1,015,000
Rhode Island Capital Plan Fund	-	65,000	475,000	-	540,000
National Guard Bureau - Federal	-	-	475,000	-	475,000
Benefit Street Arsenal - Rehabilitation	-	800,000	-	-	817,000
Rhode Island Capital Plan Fund	-	800,000	-	-	817,000

Schedule 4 - Projects By Funding Source

	Projected Disbursements			
	Pre-FY 2010	FY 2010	FY 2011	FY 2012
Repaving Parking Lots CRC/Schofield	-	-	-	-
Rhode Island Capital Plan Fund	-	-	-	-
National Guard Bureau - Federal	-	-	-	-
Quonset Point Armory/Hangar	33,970,930	501,675	-	-
National Guard Bureau - Federal	30,000,000	-	-	-
Federal Highway Administration*	[1,700,000]	-	-	-
Rhode Island Capital Plan Fund	3,260,930	501,675	-	-
Other Funds	710,000	-	-	-
Camp Fogarty Armory Roof	-	-	-	-
Rhode Island Capital Plan Fund	-	-	-	-
National Guard Bureau - Federal	-	-	-	-
State Armories - Fire Code Compliance	130,136	438,641	50,000	30,000
Rhode Island Capital Plan Fund	89,879	219,496	25,000	15,000
National Guard Bureau - Federal	40,257	219,145	25,000	15,000
Federal Armories - Fire Code Compliance	13,024	312,930	25,000	15,000
Rhode Island Capital Plan Fund	5,662	78,732	6,250	3,750
National Guard Bureau - Federal	7,362	234,198	18,750	11,250
Logistics/Maintenance Fac. - Fire Code Compliar	-	255,000	25,000	25,000
Rhode Island Capital Plan Fund	-	63,750	6,250	6,250
National Guard Bureau - Federal	-	191,250	18,750	18,750
Woonsocket Building Demolition	7,910	63,340	-	-
Rhode Island Capital Plan Fund	7,910	63,340	-	-
U.S. Property and Fiscal Office Roof	-	539,900	-	-
Federal Stimulus Funding	-	539,900	-	-
Federal Maintenance Shop #3 Roof	-	-	15,000	400,000
Rhode Island Capital Plan Fund	-	-	15,000	-
National Guard Bureau - Federal	-	-	-	400,000
FMS#3 Window Replacement	-	65,000	-	-
Federal Stimulus Funding	-	65,000	-	-
Command Readiness Center Addition	-	-	-	50,000
Rhode Island Capital Plan Fund	-	-	-	50,000
National Guard Bureau - Federal	-	-	-	-
Bristol Armory Master Plan	-	-	-	125,000
National Guard Bureau - Federal	-	-	-	125,000

Schedule 4 - Projects By Funding Source

	Projected Disbursements				Totals
	FY 2013	FY 2014	FY 2015	Post-FY 2015	
Repaving Parking Lots CRC/Schofield	550,000	350,000	230,000	700,000	1,830,000
Rhode Island Capital Plan Fund	300,000	175,000	115,000	350,000	940,000
National Guard Bureau - Federal	250,000	175,000	115,000	350,000	890,000
Quonset Point Armory/Hangar	-	-	-	-	34,472,605
National Guard Bureau - Federal	-	-	-	-	30,000,000
Federal Highway Administration*	-	-	-	-	[1,700,000]
Rhode Island Capital Plan Fund	-	-	-	-	3,762,605
Other Funds	-	-	-	-	710,000
Camp Fogarty Armory Roof	1,500,000	-	-	-	1,500,000
Rhode Island Capital Plan Fund	375,000	-	-	-	375,000
National Guard Bureau - Federal	1,125,000	-	-	-	1,125,000
State Armories - Fire Code Compliance	20,000	20,000	20,000	-	708,777
Rhode Island Capital Plan Fund	10,000	10,000	10,000	-	379,375
National Guard Bureau - Federal	10,000	10,000	10,000	-	329,402
Federal Armories - Fire Code Compliance	15,000	15,000	15,000	-	410,954
Rhode Island Capital Plan Fund	3,750	3,750	3,750	-	105,644
National Guard Bureau - Federal	11,250	11,250	11,250	-	305,310
Logistics/Maintenance Fac. - Fire Code Compliar	25,000	-	-	-	330,000
Rhode Island Capital Plan Fund	6,250	-	-	-	82,500
National Guard Bureau - Federal	18,750	-	-	-	247,500
Woonsocket Building Demolition	-	-	-	-	71,250
Rhode Island Capital Plan Fund	-	-	-	-	71,250
U.S. Property and Fiscal Office Roof	-	-	-	-	539,900
Federal Stimulus Funding	-	-	-	-	539,900
Federal Maintenance Shop #3 Roof	-	-	-	-	415,000
Rhode Island Capital Plan Fund	-	-	-	-	15,000
National Guard Bureau - Federal	-	-	-	-	400,000
FMS#3 Window Replacement	-	-	-	-	65,000
Federal Stimulus Funding	-	-	-	-	65,000
Command Readiness Center Addition	125,000	500,000	-	-	675,000
Rhode Island Capital Plan Fund	125,000	250,000	-	-	425,000
National Guard Bureau - Federal	-	250,000	-	-	250,000
Bristol Armory Master Plan	-	-	-	-	125,000
National Guard Bureau - Federal	-	-	-	-	125,000

Schedule 4 - Projects By Funding Source

	Projected Disbursements			
	Pre-FY 2010	FY 2010	FY 2011	FY 2012
Middletown Armory Master Plan	-	-	-	125,000
National Guard Bureau - Federal	-	-	-	125,000
<i>*Federal Highway Funds are bracketed in individual projects to avoid double counting the total resources available from this source of funds.</i>				
Military Staff Totals	35,632,910	6,070,576	165,000	1,770,000
<u>Public Safety</u>				
State Police Barracks Renovations	514,991	844,490	1,500,000	1,025,000
Rhode Island Capital Plan Fund	514,991	844,490	1,500,000	1,025,000
Headquarters Renovations and Repairs	1,094,348	100,150	100,000	200,000
Rhode Island Capital Plan Fund	1,094,348	100,150	100,000	200,000
Parking Area Improvements	26,090	225,000	-	-
Rhode Island Capital Plan Fund	26,090	225,000	-	-
New Headquarters/Training Facility	5,227,921	16,334,316	4,750,000	-
Rhode Island Capital Plan Fund	5,227,921	16,334,316	4,750,000	-
Statewide Microwave/IT Upgrade	-	4,557,860	2,512,140	-
Rhode Island Capital Plan Fund	-	4,557,860	2,512,140	-
Headquarters Complex Expansion	-	-	150,000	300,000
Rhode Island Capital Plan Fund	-	-	150,000	300,000
E-911 Building Renovations	-	55,000	-	-
Rhode Island Capital Plan Fund	-	55,000	-	-
State Police HQ Sewer Projects	6,951	293,049	-	-
Rhode Island Capital Plan Fund	6,951	293,049	-	-
State Municipal Fire Academy	442,089	5,957,911	-	-
GO Issued Proceeds 2002 Ch. 65	442,089	5,957,911	-	-
Public Safety Totals	7,312,390	28,367,776	9,012,140	1,525,000
Public Safety Totals	77,086,075	42,759,375	15,592,014	12,185,639
<u>Environmental Management</u>				
<u>Anti-pollution Projects</u>				
Sewer Interceptors	3,214,111	525,889	500,000	760,000
GO Issued Proceeds 1986 Ch 289	3,214,111	525,889	-	-
GO Unissued Proceeds 1986 Ch 289	-	-	500,000	760,000

Schedule 4 - Projects By Funding Source

	Projected Disbursements				Totals
	FY 2013	FY 2014	FY 2015	Post-FY 2015	
Middletown Armory Master Plan	-	-	-	-	125,000
National Guard Bureau - Federal	-	-	-	-	125,000
<i>*Federal Highway Funds are bracketed in individual projects to avoid double counting the total resources available from this source of funds.</i>					
Military Staff Totals	3,285,000	1,950,000	1,215,000	700,000	50,788,486
<u>Public Safety</u>					
State Police Barracks Renovations	1,785,000	1,000,000	-	-	6,669,481
Rhode Island Capital Plan Fund	1,785,000	1,000,000	-	-	6,669,481
Headquarters Renovations and Repairs	-	-	-	-	1,494,498
Rhode Island Capital Plan Fund	-	-	-	-	1,494,498
Parking Area Improvements	-	-	-	-	251,090
Rhode Island Capital Plan Fund	-	-	-	-	251,090
New Headquarters/Training Facility	-	-	-	-	26,312,237
Rhode Island Capital Plan Fund	-	-	-	-	26,312,237
Statewide Microwave/IT Upgrade	-	-	-	-	7,070,000
Rhode Island Capital Plan Fund	-	-	-	-	7,070,000
Headquarters Complex Expansion	350,000	-	-	-	800,000
Rhode Island Capital Plan Fund	350,000	-	-	-	800,000
E-911 Building Renovations	-	-	-	-	55,000
Rhode Island Capital Plan Fund	-	-	-	-	55,000
State Police HQ Sewer Projects	-	-	-	-	300,000
Rhode Island Capital Plan Fund	-	-	-	-	300,000
State Municipal Fire Academy	-	-	-	-	6,400,000
GO Issued Proceeds 2002 Ch. 65	-	-	-	-	6,400,000
Public Safety Totals	2,135,000	1,000,000	-	-	49,352,306
Public Safety Totals	18,407,500	12,450,000	9,315,000	700,000	200,571,679
<u>Environmental Management</u>					
<u>Anti-pollution Projects</u>					
Sewer Interceptors	-	-	-	-	5,000,000
GO Issued Proceeds 1986 Ch 289	-	-	-	-	3,740,000
GO Unissued Proceeds 1986 Ch 289	-	-	-	-	1,260,000

Schedule 4 - Projects By Funding Source

	Projected Disbursements			
	Pre-FY 2010	FY 2010	FY 2011	FY 2012
Governmental Water Pollution Control Facilities	21,747,688	622,312	-	-
GO Issued Proceeds 1986 Ch 289	21,747,688	622,312	-	-
Non-Government Grant & Revolving Loans	1,464,906	35,094	-	-
GO Issued Proceeds 1986 Ch 289	1,464,906	35,094	-	-
<u>Hazardous Waste</u>				
Superfund	17,755,215	411,868	411,868	411,868
General Revenues	4,518,328	390,198	411,868	411,868
Federal Funds	9,151,274	-	-	-
Rhode Island Capital Plan Fund	1,253,331	21,670	-	-
Restricted Receipt Funding	2,832,282	-	-	-
Narragansett Bay and Watershed Restoration	1,356,746	2,846,627	2,846,627	1,750,000
GO Issued Proceeds 2004 Ch 595	1,056,746	2,846,627	2,846,627	-
GO Unissued Proceeds 2004 Ch 595	-	-	-	1,750,000
GO New Referenda	-	-	-	-
Federal Funds	300,000	-	-	-
<u>State Recreational Property</u>				
State Land Acquisition - Open Space	19,414,281	2,900,269	1,000,000	720,000
GO Issued Proceeds 2000 Ch 55	10,800,000	-	-	-
GO Issued Proceeds 2004 Ch 595	5,614,281	400,269	-	-
GO Unissued Proceeds 2004 Ch 595	-	1,500,000	1,000,000	720,000
Federal Funds	3,000,000	1,000,000	-	-
<u>Natural Land Acquisition</u>				
Farmland Development Rights	11,585,000	2,000,000	3,500,000	3,000,000
GO Issued Proceeds 2000 Ch 55	5,000,000	-	-	-
GO Issued Proceeds 2004 Ch 595	3,085,000	-	-	-
GO Unissued Proceeds 2004 Ch 595	-	500,000	500,000	500,000
GO Unissued Proceeds 2008 Ch 378/469	-	-	1,500,000	1,000,000
Federal Funds	3,500,000	1,500,000	1,500,000	1,500,000
<u>Municipal Recreation Projects</u>				
Roger Williams Park	21,793,122	2,506,878	2,500,000	1,700,000
GO Issued Proceeds 1989 Ch 552	9,000,000	-	-	-
GO Issued Proceeds 2000 Ch 55	1,500,000	-	-	-
GO Issued Proceeds 2002 Ch 65	3,000,000	-	-	-
GO Issued Proceeds 2004 Ch 595	4,000,000	-	-	-
GO Issued Proceeds 2006 Ch 246	4,293,122	2,506,878	-	-
GO Unissued Proceeds 2006 Ch 246	-	-	2,500,000	1,700,000
Local Land Acquisition Grants	11,887,745	1,472,833	1,539,422	1,500,000
GO Issued Proceeds 2000 Ch 55	9,927,167	1,472,833	-	-
GO Issued Proceeds 2004 Ch 595	1,960,578	-	539,422	-
GO Unissued Proceeds 2004 Ch 595	-	-	1,000,000	1,500,000

Schedule 4 - Projects By Funding Source

	Projected Disbursements				Totals
	FY 2013	FY 2014	FY 2015	Post-FY 2015	
Governmental Water Pollution Control Facilities	-	-	-	-	22,370,000
GO Issued Proceeds 1986 Ch 289	-	-	-	-	22,370,000
Non-Government Grant & Revolving Loans	-	-	-	-	1,500,000
GO Issued Proceeds 1986 Ch 289	-	-	-	-	1,500,000
<u>Hazardous Waste</u>					
Superfund	-	-	-	-	18,990,819
General Revenues	-	-	-	-	5,732,262
Federal Funds	-	-	-	-	9,151,274
Rhode Island Capital Plan Fund	-	-	-	-	1,275,001
Restricted Receipt Funding	-	-	-	-	2,832,282
Narragansett Bay and Watershed Restoration	-	2,500,000	2,000,000	5,500,000	18,800,000
GO Issued Proceeds 2004 Ch 595	-	-	-	-	6,750,000
GO Unissued Proceeds 2004 Ch 595	-	-	-	-	1,750,000
GO New Referenda	-	2,500,000	2,000,000	5,500,000	10,000,000
Federal Funds	-	-	-	-	300,000
<u>State Recreational Property</u>					
State Land Acquisition - Open Space	-	-	-	-	24,034,550
GO Issued Proceeds 2000 Ch 55	-	-	-	-	10,800,000
GO Issued Proceeds 2004 Ch 595	-	-	-	-	6,014,550
GO Unissued Proceeds 2004 Ch 595	-	-	-	-	3,220,000
Federal Funds	-	-	-	-	4,000,000
<u>Natural Land Acquisition</u>					
Farmland Development Rights	415,000	-	-	-	20,500,000
GO Issued Proceeds 2000 Ch 55	-	-	-	-	5,000,000
GO Issued Proceeds 2004 Ch 595	-	-	-	-	3,085,000
GO Unissued Proceeds 2004 Ch 595	415,000	-	-	-	1,915,000
GO Unissued Proceeds 2008 Ch 378/469	-	-	-	-	2,500,000
Federal Funds	-	-	-	-	8,000,000
<u>Municipal Recreation Projects</u>					
Roger Williams Park	-	-	-	-	28,500,000
GO Issued Proceeds 1989 Ch 552	-	-	-	-	9,000,000
GO Issued Proceeds 2000 Ch 55	-	-	-	-	1,500,000
GO Issued Proceeds 2002 Ch 65	-	-	-	-	3,000,000
GO Issued Proceeds 2004 Ch 595	-	-	-	-	4,000,000
GO Issued Proceeds 2006 Ch 246	-	-	-	-	6,800,000
GO Unissued Proceeds 2006 Ch 246	-	-	-	-	4,200,000
Local Land Acquisition Grants	2,000,000	1,500,000	1,500,000	-	21,400,000
GO Issued Proceeds 2000 Ch 55	-	-	-	-	11,400,000
GO Issued Proceeds 2004 Ch 595	-	-	-	-	2,500,000
GO Unissued Proceeds 2004 Ch 595	2,000,000	1,500,000	1,500,000	-	7,500,000

Schedule 4 - Projects By Funding Source

	Projected Disbursements			
	Pre-FY 2010	FY 2010	FY 2011	FY 2012
Local Recreation Development Grants	33,390,271	1,127,635	1,000,000	1,000,000
GO Issued Proceeds 1987 Ch 425	17,998,404	1,596	-	-
GO Issued Proceeds 1989 Ch 552	9,502,947	14,959	-	-
GO Issued Proceeds 2000 Ch 55	4,888,920	111,080	-	-
GO Issued Proceeds 2004 Ch 595	1,000,000	-	-	-
GO Unissued Proceeds 2004 Ch 595	-	1,000,000	-	-
GO Unissued Proceeds 2006 Ch 246	-	-	1,000,000	1,000,000
Local Bikeways & Recreational Greenways	4,195,657	804,343	-	-
GO Issued Proceeds 1998 Ch 31	4,195,657	804,343	-	-
Historic/Passive Local Recreation Grants	1,028,363	1,971,637	500,000	500,000
GO Issued Proceeds 2004 Ch 595	1,028,363	471,637	-	-
GO Unissued Proceeds 2004 Ch 595	-	1,500,000	500,000	500,000
State Recreation Facilities				
Facilities Improvement	13,263,879	5,977,435	2,675,000	1,535,000
GO Issued Proceeds 2000 Ch 55	2,912,975	87,025	-	-
GO Issued Proceeds 2004 Ch 595	1,150,937	1,349,063	-	-
GO Unissued Proceeds 2004 Ch 595	-	1,300,000	1,200,000	-
Rhode Island Capital Plan Fund	2,885,531	1,938,044	1,200,000	1,260,000
Federal Funds	6,314,436	1,303,303	275,000	275,000
Fort Adams Restoration	4,400,000	850,000	250,000	250,000
GO Issued Proceeds 2004 Ch 595	2,400,000	-	-	-
GO Unissued Proceeds 2004 Ch 595	-	600,000	-	-
Rhode Island Capital Plan Fund	2,000,000	250,000	250,000	250,000
Bay Islands Park System	925,687	-	-	-
Rhode Island Capital Plan Fund	-	-	-	-
Federal Funds	185,000	-	-	-
Restricted Receipt Funds	150,000	-	-	-
GO Issued Proceeds 1989 Ch 552	590,687	-	-	-
State Bike Paths	3,187,718	906,141	906,141	-
GO Issued Proceeds 1998 Ch 31	3,187,718	906,141	906,141	-
Fish & Wildlife Infrastructure Improvements	1,700,000	1,000,000	-	-
Federal Funds	1,275,000	750,000	-	-
Restricted Receipt Funding	425,000	250,000	-	-
State Infrastructure Facilities				
Galilee Piers	4,670,703	700,000	750,000	950,000
Rhode Island Capital Plan Fund	4,670,703	700,000	750,000	950,000
Newport Piers	4,699,613	728,386	250,000	250,000
Rhode Island Capital Plan Fund	4,699,613	728,386	250,000	250,000

Schedule 4 - Projects By Funding Source

	Projected Disbursements				Totals
	FY 2013	FY 2014	FY 2015	Post-FY 2015	
Local Recreation Development Grants	1,000,000	-	-	-	37,517,906
GO Issued Proceeds 1987 Ch 425	-	-	-	-	18,000,000
GO Issued Proceeds 1989 Ch 552	-	-	-	-	9,517,906
GO Issued Proceeds 2000 Ch 55	-	-	-	-	5,000,000
GO Issued Proceeds 2004 Ch 595	-	-	-	-	1,000,000
GO Unissued Proceeds 2004 Ch 595	-	-	-	-	1,000,000
GO Unissued Proceeds 2006 Ch 246	1,000,000	-	-	-	3,000,000
Local Bikeways & Recreational Greenways	-	-	-	-	5,000,000
GO Issued Proceeds 1998 Ch 31	-	-	-	-	5,000,000
Historic/Passive Local Recreation Grants	-	-	-	-	4,000,000
GO Issued Proceeds 2004 Ch 595	-	-	-	-	1,500,000
GO Unissued Proceeds 2004 Ch 595	-	-	-	-	2,500,000
State Recreation Facilities					
Facilities Improvement	1,600,000	1,390,000	1,500,000	-	27,941,314
GO Issued Proceeds 2000 Ch 55	-	-	-	-	3,000,000
GO Issued Proceeds 2004 Ch 595	-	-	-	-	2,500,000
GO Unissued Proceeds 2004 Ch 595	-	-	-	-	2,500,000
Rhode Island Capital Plan Fund	1,325,000	1,390,000	1,500,000	-	11,498,575
Federal Funds	275,000	-	-	-	8,442,739
Fort Adams Restoration	250,000	250,000	-	-	6,250,000
GO Issued Proceeds 2004 Ch 595	-	-	-	-	2,400,000
GO Unissued Proceeds 2004 Ch 595	-	-	-	-	600,000
Rhode Island Capital Plan Fund	250,000	250,000	-	-	3,250,000
Bay Islands Park System	-	2,000,000	3,066,000	-	5,991,687
Rhode Island Capital Plan Fund	-	1,000,000	1,000,000	-	2,000,000
Federal Funds	-	1,000,000	2,066,000	-	3,251,000
Restricted Receipt Funds	-	-	-	-	150,000
GO Issued Proceeds 1989 Ch 552	-	-	-	-	590,687
State Bike Paths	-	-	-	-	5,000,000
GO Issued Proceeds 1998 Ch 31	-	-	-	-	5,000,000
Fish & Wildlife Infrastructure Improvements	-	-	-	-	2,700,000
Federal Funds	-	-	-	-	2,025,000
Restricted Receipt Funding	-	-	-	-	675,000
State Infrastructure Facilities					
Galilee Piers	1,050,000	500,000	500,000	-	9,120,703
Rhode Island Capital Plan Fund	1,050,000	500,000	500,000	-	9,120,703
Newport Piers	250,000	250,000	-	-	6,427,999
Rhode Island Capital Plan Fund	250,000	250,000	-	-	6,427,999

Schedule 4 - Projects By Funding Source

	Projected Disbursements			
	Pre-FY 2010	FY 2010	FY 2011	FY 2012
Great Swamp Wildlife Management Area	200,000	-	-	-
Rhode Island Capital Plan Fund	-	-	-	-
Federal Funds	200,000	-	-	-
Restricted Receipt Funds	-	-	-	-
State-Owned Dams Rehabilitation	4,369,919	1,100,000	750,000	850,000
Rhode Island Capital Plan Fund	4,369,919	1,100,000	750,000	850,000
Fish and Wildlife Maintenance Facility	-	-	150,000	500,000
Rhode Island Capital Plan Fund	-	-	75,000	250,000
Federal Funds	-	-	75,000	250,000
Department of Environmental Management Totals	186,250,624	28,487,347	19,529,058	15,676,868
<u>Coastal Resources Management Council</u>				
Coastal and Estuary Habitat Restoration Trust F	1,644,309	380,000	250,000	250,000
Restricted Receipt Funding	1,644,309	380,000	250,000	250,000
Fish Passage Restoration	-	3,030,564	-	-
Federal Stimulus Funding	-	3,030,564	-	-
Providence River Dredging	44,747,702	1,655,509	-	-
Federal Funds - Army Corps of Engineers	35,454,860	-	-	-
Restricted Receipt Funding	7,345,010	-	-	-
Rhode Island Capital Plan Fund	1,590,590	1,655,509	-	-
Other Funds	357,242	-	-	-
Coastal Resources Management Council Totals	46,392,011	5,066,073	250,000	250,000
<u>Water Resources Board</u>				
Bristol County Water Treatment Facilities	8,624,575	600,000	1,416,568	2,285,261
GO Issued Proceeds 1986 Ch 419	8,602,916	600,000	100,000	1,200,000
GO Issued Proceeds 2004 Ch 595	21,659	-	1,316,568	1,085,261
GO Unissued Proceeds 2004 Ch 595	-	-	-	-
Big River Management Area - Maintenance	983,379	177,458	120,000	130,000
Rhode Island Capital Plan Fund	983,379	177,458	120,000	130,000
Big River Groundwater Development	21,200	376,520	4,004,910	10,679,760
General Revenue	21,200	-	-	-
Rhode Island Capital Plan Fund	-	376,520	-	-
Revenue Bonds	-	-	4,004,910	10,679,760

Schedule 4 - Projects By Funding Source

	Projected Disbursements				Totals
	FY 2013	FY 2014	FY 2015	Post-FY 2015	
Great Swamp Wildlife Management Area	4,533,930	-	-	-	4,733,930
Rhode Island Capital Plan Fund	1,700,000	-	-	-	1,700,000
Federal Funds	2,433,930	-	-	-	2,633,930
Restricted Receipt Funds	400,000	-	-	-	400,000
State-Owned Dams Rehabilitation	1,000,000	550,000	550,000	-	9,169,919
Rhode Island Capital Plan Fund	1,000,000	550,000	550,000	-	9,169,919
Fish and Wildlife Maintenance Facility	-	-	-	-	650,000
Rhode Island Capital Plan Fund	-	-	-	-	325,000
Federal Funds	-	-	-	-	325,000
Department of Environmental Management Totals	12,098,930	8,940,000	9,116,000	5,500,000	285,598,827
<u>Coastal Resources Management Council</u>					
Coastal and Estuary Habitat Restoration Trust F	250,000	250,000	250,000	-	3,274,309
Restricted Receipt Funding	250,000	250,000	250,000	-	3,274,309
Fish Passage Restoration	-	-	-	-	3,030,564
Federal Stimulus Funding	-	-	-	-	3,030,564
Providence River Dredging	-	-	-	-	46,403,211
Federal Funds - Army Corps of Engineers	-	-	-	-	35,454,860
Restricted Receipt Funding	-	-	-	-	7,345,010
Rhode Island Capital Plan Fund	-	-	-	-	3,246,099
Other Funds	-	-	-	-	357,242
Coastal Resources Management Council Totals	250,000	250,000	250,000	-	52,708,084
<u>Water Resources Board</u>					
Bristol County Water Treatment Facilities	698,150	1,000,000	1,000,000	-	15,624,554
GO Issued Proceeds 1986 Ch 419	121,638	-	-	-	10,624,554
GO Issued Proceeds 2004 Ch 595	76,512	-	-	-	2,500,000
GO Unissued Proceeds 2004 Ch 595	500,000	1,000,000	1,000,000	-	2,500,000
Big River Management Area - Maintenance	140,000	140,000	140,000	-	1,830,837
Rhode Island Capital Plan Fund	140,000	140,000	140,000	-	1,830,837
Big River Groundwater Development	12,014,730	-	-	-	27,097,120
General Revenue	-	-	-	-	21,200
Rhode Island Capital Plan Fund	-	-	-	-	376,520
Revenue Bonds	12,014,730	-	-	-	26,699,400

Schedule 4 - Projects By Funding Source

	Projected Disbursements			
	Pre-FY 2010	FY 2010	FY 2011	FY 2012
Statewide Emergency Water Interconnect Study	11,226,024	1,250,521	600,000	1,605,000
GO Issued Proceeds 1987 Ch 417	9,622,405	377,595	-	-
GO Issued Proceeds 2004 Ch 595	1,603,619	92,926	-	-
GO Unissued Proceeds 2004 Ch 595	-	780,000	600,000	1,605,000
New Referenda	-	-	-	-
Water Allocation Plan	7,287,808	141,000	249,724	502,079
General Revenue	2,488,286	141,000	249,724	502,079
Federal Funds	1,600,000	-	-	-
Restricted Receipts Funding	1,619,337	-	-	-
Rhode Island Capital Plan Fund	1,580,185	-	-	-
Supplemental Water Supplies Development	1,566,987	-	-	-
General Revenue	84,610	-	-	-
Private Funding	300,000	-	-	-
Restricted Receipts Funding	1,088,574	-	-	-
Rhode Island Capital Plan Fund	93,803	-	-	-
Groundwater Protection/Acquisition Program	100,053	1,000,000	2,943,550	3,356,397
GO Issued Proceeds 2000 Ch 55	95,498	1,000,000	204,502	-
GO Issued Proceeds 2004 Ch 595	4,555	-	1,339,048	1,356,397
GO Unissued Proceeds 2004 Ch 595	-	-	1,400,000	2,000,000
Water Resources Board Totals	29,810,026	3,545,499	9,334,752	18,558,497
<u>Clean Water Finance Agency</u>				
Clean Water State Revolving Fund	847,673,975	146,930,495	50,800,000	45,300,000
GO Issued Proceeds 1990 Ch 434	28,168,373	931,627	-	-
GO Unissued Proceeds 1990 Ch 434	-	900,000	1,400,000	1,400,000
GO Issued Proceeds 2004 Ch 595	6,004,481	1,995,519	-	-
GO Unissued Proceeds 2004 Ch 595	-	1,500,000	1,000,000	-
Environmental Protection Agency - Federal	175,977,976	8,969,376	4,800,000	5,300,000
Federal Stimulus Funding	-	26,314,600	-	-
Revolved Capitalization Grants	63,637,742	14,300,000	12,000,000	10,000,000
Revenue Bonds	573,885,403	92,019,373	31,600,000	28,600,000
Safe Drinking Water State Revolving Fund	225,898,686	56,550,000	28,925,000	28,925,000
Environmental Protection Agency - Federal	86,008,482	11,121,048	8,925,000	8,925,000
GO Issued Proceeds 1987 Ch 417	3,936,020	-	-	-
GO Issued Proceeds 2000 Ch 55*	[3,000,000]	-	-	-
Federal Stimulus Funding	-	9,750,000	-	-
Revolved Capitalization Grants	8,599,956	4,750,000	1,325,000	-
Revenue Bonds	127,354,228	30,928,952	18,675,000	20,000,000

Schedule 4 - Projects By Funding Source

	Projected Disbursements				Totals
	FY 2013	FY 2014	FY 2015	Post-FY 2015	
Statewide Emergency Water Interconnect Study	315,000	2,000,000	2,000,000	6,000,000	24,996,545
GO Issued Proceeds 1987 Ch 417	-	-	-	-	10,000,000
GO Issued Proceeds 2004 Ch 595	-	-	-	-	1,696,545
GO Unissued Proceeds 2004 Ch 595	315,000	-	-	-	3,300,000
New Referenda	-	2,000,000	2,000,000	6,000,000	10,000,000
Water Allocation Plan	520,000	435,000	190,000	700,000	10,025,611
General Revenue	520,000	435,000	190,000	700,000	5,226,089
Federal Funds	-	-	-	-	1,600,000
Restricted Receipts Funding	-	-	-	-	1,619,337
Rhode Island Capital Plan Fund	-	-	-	-	1,580,185
Supplemental Water Supplies Development	3,000,000	3,000,000	3,000,000	11,000,000	21,566,987
General Revenue	-	-	-	-	84,610
Private Funding	-	-	-	-	300,000
Restricted Receipts Funding	-	-	-	-	1,088,574
Rhode Island Capital Plan Fund	3,000,000	3,000,000	3,000,000	11,000,000	20,093,803
Groundwater Protection/Acquisition Program	1,900,000	-	-	-	9,300,000
GO Issued Proceeds 2000 Ch 55	-	-	-	-	1,300,000
GO Issued Proceeds 2004 Ch 595	-	-	-	-	2,700,000
GO Unissued Proceeds 2004 Ch 595	1,900,000	-	-	-	5,300,000
Water Resources Board Totals	18,587,880	6,575,000	6,330,000	17,700,000	110,441,654
<u>Clean Water Finance Agency</u>					
Clean Water State Revolving Fund	45,843,090	46,300,000	47,700,000	-	1,230,547,560
GO Issued Proceeds 1990 Ch 434	-	-	-	-	29,100,000
GO Unissued Proceeds 1990 Ch 434	1,200,000	-	-	-	4,900,000
GO Issued Proceeds 2004 Ch 595	-	-	-	-	8,000,000
GO Unissued Proceeds 2004 Ch 595	-	-	-	-	2,500,000
Environmental Protection Agency - Federal	5,800,000	6,300,000	6,300,000	-	213,447,352
Federal Stimulus Funding	-	-	-	-	26,314,600
Revolved Capitalization Grants	13,000,000	12,000,000	12,000,000	-	136,937,742
Revenue Bonds	25,843,090	28,000,000	29,400,000	-	809,347,866
Safe Drinking Water State Revolving Fund	28,925,000	28,925,000	28,925,000	-	427,073,686
Environmental Protection Agency - Federal	8,925,000	8,925,000	8,925,000	-	141,754,530
GO Issued Proceeds 1987 Ch 417	-	-	-	-	3,936,020
GO Issued Proceeds 2000 Ch 55*	-	-	-	-	[3,000,000]
Federal Stimulus Funding	-	-	-	-	9,750,000
Revolved Capitalization Grants	-	-	-	-	14,674,956
Revenue Bonds	20,000,000	20,000,000	20,000,000	-	256,958,180

Schedule 4 - Projects By Funding Source

	Projected Disbursements			
	Pre-FY 2010	FY 2010	FY 2011	FY 2012
R.I. Water Pollution Control Revolving Fund	63,418,475	211,239	211,501	211,771
GO Issued Proceeds 2000 Ch 55	60,000,000	-	-	-
Interest Earnings	2,276,076	50,000	50,000	50,000
Revolved Capitalization Grants	1,142,399	161,239	161,501	161,771
Clean Water Finance Agency Totals	1,136,991,136	203,691,734	79,936,501	74,436,771
<i>*Funds are bracketed in individual projects to avoid double counting the total resources available from this source of funds.</i>				
<u>Narragansett Bay Commission</u>				
Wastewater Treatment Facility Projects	10,254,000	31,373,000	53,330,000	22,851,000
Clean Water State Revolving Fund*	[314,000]	-	-	-
GO Issued Proceeds 1990 Ch 434 (NBC)	13,000	-	-	-
Other Funds	10,241,000	31,373,000	53,330,000	22,851,000
Sewer System Improvements & Maintenance	1,940,000	2,410,000	1,806,000	1,015,000
Clean Water State Revolving Fund*	[372,000]	-	-	-
GO Issued Proceeds 1990 Ch 434 (NBC)	169,000	-	-	-
Revenue Bonds	387,000	-	-	-
Other Funds	1,384,000	2,410,000	1,806,000	1,015,000
CSO Interceptor Maintenance/Construction	5,679,000	10,991,000	6,661,000	6,708,000
Other Funds	5,679,000	10,991,000	6,661,000	6,708,000
Comprehensive CSO Program (Alternative 17)	219,341,000	3,491,000	-	-
GO Issued Proceeds 1990 Ch 434 (NBC)	15,000,000	-	-	-
GO Issued Proceeds 1990 Ch 434 (BVDC)	5,075,000	-	-	-
Federal Funds	9,014,000	-	-	-
Other Funds	138,094,000	3,491,000	-	-
Revenue Bonds	52,158,000	-	-	-
Clean Water State Revolving Fund *	[126,190,000]	-	-	-
Comprehensive CSO Program (Phase II)	6,548,000	6,941,000	36,585,000	74,305,000
Other Funds	6,548,000	6,941,000	36,585,000	74,305,000
Narragansett Bay Commission Totals	243,762,000	55,206,000	98,382,000	104,879,000
<i>* Funds loaned by the Clean Water Finance Agency to the Narragansett Bay Commission, which are then disbursed for projects by the N.B.C., are bracketed to prevent double counting of C.W.F.A. disbursements. Actual expenditures are reflected in the totals for the C.W.F.A.</i>				
Natural Resources Totals	1,643,205,797	295,996,653	207,432,311	213,801,136

Schedule 4 - Projects By Funding Source

	Projected Disbursements				Totals
	FY 2013	FY 2014	FY 2015	Post-FY 2015	
R.I. Water Pollution Control Revolving Fund	212,052	150,000	150,000	100,000	64,665,038
GO Issued Proceeds 2000 Ch 55	-	-	-	-	60,000,000
Interest Earnings	50,000	50,000	50,000	-	2,576,076
Revolved Capitalization Grants	162,052	100,000	100,000	100,000	2,088,962
Clean Water Finance Agency Totals	74,980,142	75,375,000	76,775,000	100,000	1,722,286,284

*Funds are bracketed in individual projects to avoid double counting the total resources available from this source of funds.

<u>Narragansett Bay Commission</u>					
Wastewater Treatment Facility Projects	18,338,000	23,151,000	14,417,000	-	173,714,000
Clean Water State Revolving Fund*	-	-	-	-	[314,000]
GO Issued Proceeds 1990 Ch 434 (NBC)	-	-	-	-	13,000
Other Funds	18,338,000	23,151,000	14,417,000	-	173,701,000
Sewer System Improvements & Maintenance	3,332,000	2,880,000	808,000	-	14,191,000
Clean Water State Revolving Fund*	-	-	-	-	[372,000]
GO Issued Proceeds 1990 Ch 434 (NBC)	-	-	-	-	169,000
Revenue Bonds	-	-	-	-	387,000
Other Funds	3,332,000	2,880,000	808,000	-	13,635,000
CSO Interceptor Maintenance/Construction	7,019,000	7,092,000	6,369,000	5,674,000	56,193,000
Other Funds	7,019,000	7,092,000	6,369,000	5,674,000	56,193,000
Comprehensive CSO Program (Alternative 17)	-	-	-	-	222,832,000
GO Issued Proceeds 1990 Ch 434 (NBC)	-	-	-	-	15,000,000
GO Issued Proceeds 1990 Ch 434 (BVDC)	-	-	-	-	5,075,000
Federal Funds	-	-	-	-	9,014,000
Other Funds	-	-	-	-	141,585,000
Revenue Bonds	-	-	-	-	52,158,000
Clean Water State Revolving Fund *	-	-	-	-	[126,190,000]
Comprehensive CSO Program (Phase II)	73,930,000	42,648,000	28,433,000	-	269,390,000
Other Funds	73,930,000	42,648,000	28,433,000	-	269,390,000
Narragansett Bay Commission Totals	102,619,000	75,771,000	50,027,000	5,674,000	736,320,000

* Funds loaned by the Clean Water Finance Agency to the Narragansett Bay Commission, which are then disbursed for projects by the N.B.C., are bracketed to prevent double counting of C.W.F.A. disbursements. Actual expenditures are reflected in the totals for the C.W.F.A.

Natural Resources Totals	208,535,952	166,911,000	142,498,000	28,974,000	2,907,354,849
---------------------------------	--------------------	--------------------	--------------------	-------------------	----------------------

Schedule 4 - Projects By Funding Source

	Projected Disbursements			
	Pre-FY 2010	FY 2010	FY 2011	FY 2012
Transportation				
Highway Improvement Program	313,213,221	344,370,315	330,904,004	295,630,403
GO Issued Proceeds 2006 Ch 246	79,844,531	155,469	-	-
GO Unissued Proceeds 2008 Ch 100	-	40,000,000	40,000,000	-
GO New Referenda	-	-	-	40,000,000
Federal Highway Administration	180,833,629	158,569,545	166,646,563	165,167,222
Land Sale Revenue	1,060,350	2,000,000	2,000,000	2,000,000
Federal Highway Funds - Debt Service	43,678,975	48,390,870	48,389,157	48,381,632
Federal Stimulus Funding	7,795,736	65,254,431	43,868,284	20,081,549
Federal Stimulus Grants (TIGGER)	-	30,000,000	30,000,000	20,000,000
Gas Tax Proceeds - Debt Service	[7,965,913]	[7,147,121]	[7,145,671]	[7,149,171]
I-195 Relocation	310,170,541	56,869,405	34,754,856	23,242,015
Other Highway Funds*	[180,403,540]	[2,358,457]	[1,705,353]	[1,177,102]
Land Sale Revenue	-	-	16,205,826	23,242,015
GARVEE Bonds	248,062,765	44,807,685	-	-
GARVEE Residual Earnings	-	6,850,970	18,549,030	-
Motor Fuel Tax Revenue Bonds	62,107,776	5,210,750	-	-
Quonset Access Road - Route 403	107,668,471	6,528,772	1,145,574	-
Other Highway Funds*	[82,650,000]	-	[572,571]	-
GARVEE Bonds	86,134,777	4,136,077	-	-
GARVEE Residual Earnings	1,455,485	2,392,695	1,145,574	-
Motor Fuel Tax Revenue Bonds	20,078,209	-	-	-
Sakonnet River Bridge	7,645,355	89,619,693	34,357,480	-
Other Highway Funds*	[33,106,583]	[3,000,000]	[12,098,268]	[16,250,049]
GARVEE Bonds	6,116,284	71,695,755	26,524,846	-
GARVEE Residual Earnings	-	8,626,284	7,832,634	-
Motor Fuel Tax Revenue Bonds	1,529,071	9,297,654	-	-
Washington Bridge Repairs	47,364,751	5,883,621	8,838,793	5,838,793
GARVEE Bonds	47,364,751	5,883,621	8,838,793	5,838,793
Freight Rail Improvement Project (Third Rail)	146,697,750	-	-	-
GO Issued Proceeds - 1996 Ch 100	50,000,000	-	-	-
General Revenue	3,000,000	-	-	-
Other Highway Funds*	[85,734,472]	[500,000]	[1,900,000]	-
Federal Railroad Administration	54,924,601	-	-	-
GARVEE Bonds	31,018,519	-	-	-
GARVEE Residual Earnings	383,187	-	-	-
Motor Fuel Tax Revenue Bonds	7,371,443	-	-	-
Pawtucket-Central Falls Train Station Study	712,853	400,000	750,000	750,000
Rhode Island Capital Plan Fund	99,733	40,267	-	-
Federal Transit Administration	553,120	320,000	600,000	600,000
Local Funds	60,000	39,733	150,000	150,000
Other Highway Funds*	[67,127]	-	-	-

Schedule 4 - Projects By Funding Source

	Projected Disbursements				Totals
	FY 2013	FY 2014	FY 2015	Post-FY 2015	
<u>Transportation</u>					
Highway Improvement Program	239,969,438	242,516,228	247,333,240	-	2,013,936,849
GO Issued Proceeds 2006 Ch 246	-	-	-	-	80,000,000
GO Unissued Proceeds 2008 Ch 100	-	-	-	-	80,000,000
GO New Referenda	40,000,000	40,000,000	40,000,000	-	160,000,000
Federal Highway Administration	149,586,055	152,129,233	156,977,233	-	1,129,909,480
Land Sale Revenue	2,000,000	2,000,000	2,000,000	-	13,060,350
Federal Highway Funds - Debt Service	48,383,383	48,386,995	48,356,007	-	333,967,019
Federal Stimulus Funding	-	-	-	-	137,000,000
Federal Stimulus Grants (TIGGER)	-	-	-	-	80,000,000
Gas Tax Proceeds - Debt Service	[7,144,303]	[7,146,615]	[7,191,309]	-	[50,890,103]
I-195 Relocation	5,552,159	-	-	-	430,588,976
Other Highway Funds*	[4,734,986]	-	-	-	[190,379,438]
Land Sale Revenue	5,552,159	-	-	-	45,000,000
GARVEE Bonds	-	-	-	-	292,870,450
GARVEE Residual Earnings	-	-	-	-	25,400,000
Motor Fuel Tax Revenue Bonds	-	-	-	-	67,318,526
Quonset Access Road - Route 403	-	-	-	-	115,342,817
Other Highway Funds*	-	-	-	-	[83,222,571]
GARVEE Bonds	-	-	-	-	90,270,854
GARVEE Residual Earnings	-	-	-	-	4,993,754
Motor Fuel Tax Revenue Bonds	-	-	-	-	20,078,209
Sakonnet River Bridge	-	-	-	-	131,622,528
Other Highway Funds*	[15,377,576]	[15,350,000]	-	-	[95,182,476]
GARVEE Bonds	-	-	-	-	104,336,885
GARVEE Residual Earnings	-	-	-	-	16,458,918
Motor Fuel Tax Revenue Bonds	-	-	-	-	10,826,725
Washington Bridge Repairs	4,456,897	-	-	-	72,382,855
GARVEE Bonds	4,456,897	-	-	-	72,382,855
Freight Rail Improvement Project (Third Rail)	-	-	-	-	146,697,750
GO Issued Proceeds - 1996 Ch 100	-	-	-	-	50,000,000
General Revenue	-	-	-	-	3,000,000
Other Highway Funds*	-	-	-	-	[88,134,472]
Federal Railroad Administration	-	-	-	-	54,924,601
GARVEE Bonds	-	-	-	-	31,018,519
GARVEE Residual Earnings	-	-	-	-	383,187
Motor Fuel Tax Revenue Bonds	-	-	-	-	7,371,443
Pawtucket-Central Falls Train Station Study	500,000	-	-	-	3,112,853
Rhode Island Capital Plan Fund	-	-	-	-	140,000
Federal Transit Administration	400,000	-	-	-	2,473,120
Local Funds	100,000	-	-	-	499,733
Other Highway Funds*	-	-	-	-	[67,127]

Schedule 4 - Projects By Funding Source

	Projected Disbursements			
	Pre-FY 2010	FY 2010	FY 2011	FY 2012
Fixed Guideway (Commuter Rail)	34,980,914	13,810,256	27,382,500	12,879,000
Massachusetts Bay Transit Authority	6,230,308	120,000	-	-
Federal Transit Administration	27,952,438	10,880,000	22,647,500	10,304,000
Other Highway Funds*	[37,197]	[10,000]	[1,662,000]	[1,651,895]
Gas Tax	33,424	-	-	-
GO New Referenda	-	-	-	-
GO Issued Proceeds 2006 Ch. 246	764,744	1,735,256	-	-
GO Unissued Proceeds 2006 Ch. 246	-	875,000	3,625,000	-
GO Unissued Proceeds 2008 Ch. 100	-	-	850,000	2,575,000
Federal Stimulus Funding	-	200,000	260,000	-
Salt Storage Facilities	4,090,424	1,592,190	2,000,000	1,000,000
GO Issued Proceeds 1998 Ch 31	3,807,810	292,190	-	-
GO New Referenda	-	-	2,000,000	1,000,000
Rhode Island Capital Plan Fund	282,614	1,300,000	-	-
East Providence Facility	204,910	2,612,280	1,582,810	-
GO Issued Proceeds 2002 Ch. 65	204,910	1,595,090	-	-
Rhode Island Capital Plan Fund	-	1,017,190	1,582,810	-
Cherry Hill/Lincoln Facility	2,321,200	750,000	-	681,596
GO Issued Proceeds 2004 Ch 595	1,860,404	750,000	-	344,596
Rhode Island Capital Plan Fund	460,796	-	-	337,000
Portsmouth Facility	-	-	200,000	1,865,000
GO Issued Proceeds 2004 Ch 595	-	-	200,000	1,865,000
Rhode Island Capital Plan Fund	-	-	-	-
Maintenance Facility Improvements	44,555	405,445	650,000	300,000
Rhode Island Capital Plan Fund	44,555	405,445	650,000	300,000
Maintenance Facilities Fire Alarms	-	150,000	125,000	325,000
Rhode Island Capital Plan Fund	-	150,000	125,000	325,000
Transportation Totals	975,114,945	522,991,977	442,691,017	342,511,807
<u>Rhode Island Public Transit Authority</u>				
Bus Purchases	30,964,485	8,779,115	46,325,685	2,600,000
GO Issued Proceeds 2000 Ch 55	2,510,000	-	-	-
GO Issued Proceeds 2002 Ch 65	1,700,000	-	-	-
GO Issued Proceeds 2004 Ch 595	350,412	199,588	-	-
GO Unissued Proceeds 2004 Ch 595	-	950,000	-	-
GO Unissued Proceeds 2006 Ch 246	-	610,000	890,000	-
GO Unissued Proceeds 2008 Ch 100	-	-	3,645,000	-
GO New Referenda	-	-	-	-
RIPTA Revolving Loan Fund	1,151,395	-	-	-
RIPTA Operating Funds	480,107	-	937	-

Schedule 4 - Projects By Funding Source

	Projected Disbursements				Totals
	FY 2013	FY 2014	FY 2015	Post-FY 2015	
Fixed Guideway (Commuter Rail)	915,000	2,621,000	2,412,000	75,000,000	170,000,670
Massachusetts Bay Transit Authority	-	-	-	-	6,350,308
Federal Transit Administration	720,000	2,096,000	1,912,000	60,000,000	136,511,938
Other Highway Funds*	-	-	-	-	[3,361,092]
Gas Tax	-	-	-	-	33,424
GO New Referenda	50,000	525,000	500,000	15,000,000	16,075,000
GO Issued Proceeds 2006 Ch. 246	-	-	-	-	2,500,000
GO Unissued Proceeds 2006 Ch. 246	-	-	-	-	4,500,000
GO Unissued Proceeds 2008 Ch. 100	145,000	-	-	-	3,570,000
Federal Stimulus Funding	-	-	-	-	460,000
Salt Storage Facilities	2,000,000	2,000,000	2,000,000	-	14,682,614
GO Issued Proceeds 1998 Ch 31	-	-	-	-	4,100,000
GO New Referenda	2,000,000	-	-	-	5,000,000
Rhode Island Capital Plan Fund	-	2,000,000	2,000,000	-	5,582,614
East Providence Facility	-	-	-	-	4,400,000
GO Issued Proceeds 2002 Ch. 65	-	-	-	-	1,800,000
Rhode Island Capital Plan Fund	-	-	-	-	2,600,000
Cherry Hill/Lincoln Facility	777,050	-	-	-	4,529,846
GO Issued Proceeds 2004 Ch 595	-	-	-	-	2,955,000
Rhode Island Capital Plan Fund	777,050	-	-	-	1,574,846
Portsmouth Facility	1,435,000	-	-	-	3,500,000
GO Issued Proceeds 2004 Ch 595	-	-	-	-	2,065,000
Rhode Island Capital Plan Fund	1,435,000	-	-	-	1,435,000
Maintenance Facility Improvements	300,000	300,000	300,000	-	2,300,000
Rhode Island Capital Plan Fund	300,000	300,000	300,000	-	2,300,000
Maintenance Facilities Fire Alarms	-	-	-	-	600,000
Rhode Island Capital Plan Fund	-	-	-	-	600,000
Transportation Totals	255,905,544	247,437,228	252,045,240	75,000,000	3,113,697,758
<u>Rhode Island Public Transit Authority</u>					
Bus Purchases	15,776,000	15,963,000	1,492,000	4,595,000	126,495,285
GO Issued Proceeds 2000 Ch 55	-	-	-	-	2,510,000
GO Issued Proceeds 2002 Ch 65	-	-	-	-	1,700,000
GO Issued Proceeds 2004 Ch 595	-	-	-	-	550,000
GO Unissued Proceeds 2004 Ch 595	-	-	-	-	950,000
GO Unissued Proceeds 2006 Ch 246	-	-	-	-	1,500,000
GO Unissued Proceeds 2008 Ch 100	-	-	-	-	3,645,000
GO New Referenda	-	3,195,000	300,000	4,595,000	8,090,000
RIPTA Revolving Loan Fund	-	-	-	-	1,151,395
RIPTA Operating Funds	-	-	-	-	481,044

Schedule 4 - Projects By Funding Source

	Projected Disbursements			
	Pre-FY 2010	FY 2010	FY 2011	FY 2012
Federal Transit Administration	24,772,571	7,019,527	18,143,748	2,600,000
Federal Stimulus Funding	-	-	23,646,000	-
Paratransit Vehicles	13,569,427	3,339,143	2,111,430	2,608,720
Rhode Island Capital Plan Fund	-	-	190,400	-
RIPTA Revolving Loan Fund	2,713,885	667,829	231,886	521,744
Federal Transit Administration	10,855,542	2,671,314	1,689,144	2,086,976
Intelligent Transportation Systems Implementati	460,748	4,023,856	5,000,000	1,400,000
Federal Transit Administration	368,599	3,519,085	2,280,000	1,120,000
Federal Stimulus Funding	-	-	2,150,000	280,000
RIPTA Revolving Loan Fund	92,149	504,771	570,000	-
Elmwood Facility Upgrades/Repairs	34,400	1,780,000	-	-
Federal Transit Administration	27,520	840,000	-	-
RIPTA Operating Funds	6,880	210,000	-	-
Federal Stimulus Funding	-	730,000	-	-
Land and Building Enhancements	1,881,399	1,040,714	700,000	700,000
P.L. 1985 Ch. 367 Issued	38,319	32,041	-	-
Federal Transit Administration	1,500,598	540,000	560,000	560,000
Local Funds	186,958	32,306	70,000	70,000
Rhode Island Capital Plan Fund	-	-	70,000	70,000
RIPTA Operating Funds	155,524	65,000	-	-
Federal Stimulus Funding	-	371,367	-	-
Elmwood Facility Bus Wash	-	-	600,000	-
Federal Stimulus Funding	-	-	600,000	-
Kennedy Plaza Repaving	47,693	1,432,307	-	-
Federal Transit Administration	38,154	697,846	-	-
RIPTA Revolving Loan Fund	9,539	174,461	-	-
Federal Stimulus Funding	-	560,000	-	-
Bus Rapid Transit Corridor	-	70,000	900,000	-
Federal Stimulus Funding	-	70,000	900,000	-
Elmwood Avenue Expansion	20,472,761	21,189,641	-	-
Rhode Island Capital Plan Fund	4,388,777	3,931,200	-	-
RIPTA Operating Funds	12,583	-	-	-
Federal Transit Administration	16,071,401	17,258,441	-	-
RI Public Transit Authority Totals	67,430,913	41,654,776	55,637,115	7,308,720
* Other Highway Funds includes FHWA and G.O. bond expenditures and are bracketed to avoid double counting of these expenditures. Actual expenditures are shown under the Highway Improvement Program within the Department of Transportation's capital budget.				
* Bracketed funds under Warwick Intermodal Train Station are included within the Department of Transportation's capital budget.				
Transportation Totals	1,042,545,858	564,646,753	498,328,132	349,820,527

Schedule 4 - Projects By Funding Source

	Projected Disbursements				Totals
	FY 2013	FY 2014	FY 2015	Post-FY 2015	
Federal Transit Administration	15,776,000	12,768,000	1,192,000	-	82,271,846
Federal Stimulus Funding	-	-	-	-	23,646,000
Paratransit Vehicles	1,095,662	2,300,891	3,019,919	-	28,045,192
Rhode Island Capital Plan Fund	-	-	-	-	190,400
RIPTA Revolving Loan Fund	219,132	460,178	603,984	-	5,418,638
Federal Transit Administration	876,530	1,840,713	2,415,935	-	22,436,154
Intelligent Transportation Systems Implementati	-	-	-	-	10,884,604
Federal Transit Administration	-	-	-	-	7,287,684
Federal Stimulus Funding	-	-	-	-	2,430,000
RIPTA Revolving Loan Fund	-	-	-	-	1,166,920
Elmwood Facility Upgrades/Repairs	-	-	-	-	1,814,400
Federal Transit Administration	-	-	-	-	867,520
RIPTA Operating Funds	-	-	-	-	216,880
Federal Stimulus Funding	-	-	-	-	730,000
Land and Building Enhancements	700,000	700,000	700,000	-	6,422,113
P.L. 1985 Ch. 367 Issued	-	-	-	-	70,360
Federal Transit Administration	560,000	560,000	560,000	-	4,840,598
Local Funds	70,000	70,000	70,000	-	569,264
Rhode Island Capital Plan Fund	70,000	-	-	-	210,000
RIPTA Operating Funds	-	70,000	70,000	-	360,524
Federal Stimulus Funding	-	-	-	-	371,367
Elmwood Facility Bus Wash	-	-	-	-	600,000
Federal Stimulus Funding	-	-	-	-	600,000
Kennedy Plaza Repaving	-	-	-	-	1,480,000
Federal Transit Administration	-	-	-	-	736,000
RIPTA Revolving Loan Fund	-	-	-	-	184,000
Federal Stimulus Funding	-	-	-	-	560,000
Bus Rapid Transit Corridor	-	-	-	-	970,000
Federal Stimulus Funding	-	-	-	-	970,000
Elmwood Avenue Expansion	-	-	-	-	41,662,402
Rhode Island Capital Plan Fund	-	-	-	-	8,319,977
RIPTA Operating Funds	-	-	-	-	12,583
Federal Transit Administration	-	-	-	-	33,329,842
RI Public Transit Authority Totals	17,571,662	18,963,891	5,211,919	4,595,000	218,373,996

* Other Highway Funds includes FHWA and G.O. bond expenditures and are bracketed to avoid double counting of these expenditures.

Actual expenditures are shown under the Highway Improvement Program within the Department of Transportation's capital budget.

* Bracketed funds under Warwick Intermodal Train Station are included within the Department of Transportation's capital budget.

Transportation Totals	273,477,206	266,401,119	257,257,159	79,595,000	3,332,071,754
------------------------------	--------------------	--------------------	--------------------	-------------------	----------------------

Schedule 5 - Rhode Island Capital Plan Fund Projects

	Disbursements			
	Pre-FY 2010	FY 2010	FY 2011	FY 2012
Department of Administration				
Adolph Meyer Building Renovations	-	-	-	200,000
Board of Elections - New Location	-	-	-	-
Cannon Building	872,991	560,000	-	225,000
Chapin Health Laboratory	-	100,000	-	500,000
Cranston Street Armory	7,335,047	50,000	500,000	500,000
DOIT Enterprise Operations Center	118,719	8,856,281	-	-
Environmental Compliance	2,121,424	250,000	600,000	200,000
Fire Code Compliance - State Buildings	405,652	844,348	450,000	500,000
Forand Building Renovations	865,683	216,972	-	-
Health Laboratory Building Feasibility Study	-	-	175,000	-
Interdepartmental Weapons Range Study	-	-	-	-
Ladd Center Building Demolition	-	-	-	1,000,000
Ladd Center Water System	-	400,000	-	-
McCoy Stadium Repairs	1,422,013	1,000,000	372,500	628,000
Neighborhood Opportunities Program	5,000,000	2,500,000	-	-
Old Colony House	455,896	345,000	300,000	200,000
Old State House	188,437	250,000	250,000	500,000
Pastore Center Building Demolition	-	-	1,500,000	1,500,000
Pastore Center Fire Code Compliance	746,671	776,299	500,000	500,000
Pastore Center Parking	-	-	225,000	1,000,000
Pastore Center Rehab - DOA Portion	358,142	1,000,000	1,000,000	1,000,000
Pastore Center Renovations/Relocations	49,468	950,532	-	-
Pastore Power Plant Rehabilitation	1,647,601	1,006,602	-	-
Pastore Utilities Upgrade	2,677,065	800,000	1,000,000	1,500,000
Pastore Utility Systems Water Tanks and Pipes	1,123,563	517,608	620,000	650,000
Replacement of Fueling Tanks	426,257	810,000	170,073	-
State House Renovations	1,034,317	2,000,000	1,825,000	2,000,000
State Office Building	1,976,023	1,050,000	1,000,000	1,000,000
Station Park	-	-	200,000	200,000
Washington County Government Center	497,138	1,053,000	75,000	600,000
William Powers Building (Administration)	1,933,336	1,200,000	300,000	600,000
Zambarano Utilities and Infrastructure	69,909	1,591,462	450,000	300,000
Subtotal	31,325,352	28,128,104	11,512,573	15,303,000
Department of Labor and Training				
Center General Building Roof	-	397,458	395,056	-
Subtotal	-	397,458	395,056	-
Department of Revenue				
Registry of Motor Vehicles Building	707,819	11,387,680	5,604,501	-
Tax Data Warehouse	-	-	500,000	-
Subtotal	707,819	11,387,680	6,104,501	-
Department of Children, Youth and Families				
86 Mt. Hope Avenue	-	-	275,000	275,000
Eckerd Camp E-Hun-Tee	-	85,000	65,000	-

Schedule 5 - Rhode Island Capital Plan Fund Projects

	Disbursements				Total
	FY 2013	FY 2014	FY 2015	Post-FY 2015	
Department of Administration					
Adolph Meyer Building Renovations	2,900,000	3,500,000	-	-	6,600,000
Board of Elections - New Location	1,650,000	3,400,000	2,400,000	-	7,450,000
Cannon Building	220,000	150,000	-	-	2,027,991
Chapin Health Laboratory	1,500,000	1,500,000	-	-	3,600,000
Cranston Street Armory	500,000	500,000	500,000	-	9,885,047
DOIT Enterprise Operations Center	-	-	-	-	8,975,000
Environmental Compliance	200,000	200,000	200,000	-	3,771,424
Fire Code Compliance - State Buildings	500,000	500,000	500,000	-	3,700,000
Forand Building Renovations	-	-	-	-	1,082,655
Health Laboratory Building Feasibility Study	-	-	-	-	175,000
Interdepartmental Weapons Range Study	-	100,000	-	-	100,000
Ladd Center Building Demolition	1,000,000	1,000,000	-	-	3,000,000
Ladd Center Water System	-	-	-	-	400,000
McCoy Stadium Repairs	-	-	-	-	3,422,513
Neighborhood Opportunities Program	-	-	-	-	7,500,000
Old Colony House	-	-	-	-	1,300,896
Old State House	500,000	-	-	-	1,688,437
Pastore Center Building Demolition	-	5,000,000	5,000,000	-	13,000,000
Pastore Center Fire Code Compliance	500,000	500,000	-	-	3,522,970
Pastore Center Parking	-	-	-	-	1,225,000
Pastore Center Rehab - DOA Portion	1,600,000	1,600,000	-	-	6,558,142
Pastore Center Renovations/Relocations	-	-	-	-	1,000,000
Pastore Power Plant Rehabilitation	-	-	-	-	2,654,203
Pastore Utilities Upgrade	2,000,000	2,000,000	-	-	9,977,065
Pastore Utility Systems Water Tanks and Pipes	500,000	-	-	-	3,411,171
Replacement of Fueling Tanks	-	-	-	-	1,406,330
State House Renovations	3,000,000	9,000,000	-	-	18,859,317
State Office Building	400,000	-	-	-	5,426,023
Station Park	-	-	-	-	400,000
Washington County Government Center	600,000	450,000	-	-	3,275,138
William Powers Building (Administration)	600,000	600,000	-	-	5,233,336
Zambarano Utilities and Infrastructure	450,000	200,000	-	-	3,061,371
Subtotal	18,620,000	30,200,000	8,600,000	-	143,689,029
Department of Labor and Training					
Center General Building Roof	-	-	-	-	792,514
Subtotal	-	-	-	-	792,514
Department of Revenue					
Registry of Motor Vehicles Building	-	-	-	-	17,700,000
Tax Data Warehouse	-	-	-	-	500,000
Subtotal	-	-	-	-	18,200,000
Department of Children, Youth and Families					
86 Mt. Hope Avenue	-	-	-	-	550,000
Eckerd Camp E-Hun-Tee	-	-	-	-	150,000

Schedule 5 - Rhode Island Capital Plan Fund Projects

	Disbursements			
	Pre-FY 2010	FY 2010	FY 2011	FY 2012
Fire Code Upgrades - Youth Group Homes	1,204,294	487,264	1,000,000	1,000,000
Groden Center - Mt. Hope	63,215	16,455	-	-
NAFI Center	11,200	50,000	550,000	530,000
Training School - Girls Facility	110,110	100,000	2,500,000	4,000,000
Subtotal	1,388,819	738,719	4,390,000	5,805,000
Human Services				
Blind Vending Facilities	182,451	75,000	75,000	150,000
Subtotal	182,451	75,000	75,000	150,000
Mental Health, Retardation, & Hospitals				
Community Facilities - Fire Code Upgrades	1,244,938	1,331,067	750,000	750,000
DD Private Waiver Comm. Facilities Fire Upgrade	940,315	691,362	1,002,691	496,710
Eleanor Slater HVAC & Elevator Upgrades	-	555,000	2,000,000	2,000,000
Hospital Consolidation	-	670,000	-	-
Infection Control	-	-	400,000	400,000
Medical Equipment Modernization	-	-	520,000	170,000
Mental Health Community Facilities/Capital Repair	362,137	270,600	300,000	300,000
Mental Health Residences (Furniture)	-	26,000	56,000	59,000
Mental Health Residences (Housing Development)	400,000	500,000	500,000	500,000
MR Community Facilities - Capital Repair	5,224,472	1,070,421	1,000,000	1,000,000
MR/DD Residential Development	3,565,198	770,000	1,100,000	1,100,000
Pastore Medical Center Rehabilitation	2,443,920	1,233,745	1,000,000	1,000,000
Regional Center Repair/Rehabilitation	969,404	1,000,000	500,000	500,000
Substance Abuse Facilities Asset Protection	913,072	200,000	200,000	300,000
Zambarano Buildings	365,688	1,072,000	780,000	500,000
Subtotal	16,429,144	9,390,195	10,108,691	9,075,710
Governor's Commission on Disabilities				
Handicapped Accessibility - Facility Renovations	648,849	190,151	250,000	250,000
Subtotal	648,849	190,151	250,000	250,000
Elementary and Secondary Education				
Cranston Career & Technical Projects	-	389,051	560,000	390,000
Davies Career and Technical School - HVAC	201,417	648,177	999,000	313,622
Davies School - Roof Repair	942,375	1,000,000	800,000	676,800
Davies School Asset Protection	99,215	125,000	150,000	100,000
East Providence Career & Technical Projects	-	157,872	-	-
Metropolitan Career and Technical - East Bay	100,000	1,100,000	4,000,000	4,000,000
Newport Career and Technical Projects	-	-	343,362	300,000
School for the Deaf - Renovation/New Construction	1,248,698	-	-	-
Shepard Building Air Quality Remediation	165,112	146,388	-	-
State-Owned Schools - Charitable Repairs	-	500,000	700,000	400,000
Warwick Career & Technical Projects	-	258,036	200,000	230,000
Woonsocket Career & Technical Projects	-	475,788	275,000	225,000
Subtotal	2,756,817	4,800,312	8,027,362	6,635,422

Schedule 5 - Rhode Island Capital Plan Fund Projects

	Disbursements				Total
	FY 2013	FY 2014	FY 2015	Post-FY 2015	
Fire Code Upgrades - Youth Group Homes	1,000,000	-	-	-	4,691,558
Groden Center - Mt. Hope	-	-	-	-	79,670
NAFI Center	-	-	-	-	1,141,200
Training School - Girls Facility	-	-	-	-	6,710,110
Subtotal	1,000,000	-	-	-	13,322,538
Human Services					
Blind Vending Facilities	150,000	150,000	150,000	-	932,451
Subtotal	150,000	150,000	150,000	-	932,451
Mental Health, Retardation, & Hospitals					
Community Facilities - Fire Code Upgrades	750,000	750,000	750,000	-	6,326,005
DD Private Waiver Comm. Facilities Fire Upgrades	458,546	-	-	-	3,589,624
Eleanor Slater HVAC & Elevator Upgrades	350,000	-	-	-	4,905,000
Hospital Consolidation	-	-	-	-	670,000
Infection Control	400,000	400,000	400,000	-	2,000,000
Medical Equipment Modernization	170,000	170,000	170,000	-	1,200,000
Mental Health Community Facilities/Capital Repair	300,000	300,000	300,000	-	2,132,737
Mental Health Residences (Furniture)	62,000	65,000	68,000	-	336,000
Mental Health Residences (Housing Development)	800,000	800,000	800,000	-	4,300,000
MR Community Facilities - Capital Repair	1,300,000	1,500,000	1,700,000	-	12,794,893
MR/DD Residential Development	1,100,000	1,100,000	1,100,000	-	9,835,198
Pastore Medical Center Rehabilitation	2,000,000	1,500,000	1,500,000	-	10,677,665
Regional Center Repair/Rehabilitation	500,000	500,000	500,000	-	4,469,404
Substance Abuse Facilities Asset Protection	300,000	300,000	300,000	-	2,513,072
Zambarano Buildings	725,000	100,000	100,000	-	3,642,688
Subtotal	9,215,546	7,485,000	7,688,000	-	69,392,286
Governor's Commission on Disabilities					
Handicapped Accessibility - Facility Renovations	250,000	250,000	250,000	-	2,089,000
Subtotal	250,000	250,000	250,000	-	2,089,000
Elementary and Secondary Education					
Cranston Career & Technical Projects	350,000	-	-	-	1,689,051
Davies Career and Technical School - HVAC	-	-	-	-	2,162,216
Davies School - Roof Repair	379,000	295,000	-	-	4,093,175
Davies School Asset Protection	150,000	150,000	150,000	-	924,215
East Providence Career & Technical Projects	-	-	-	-	157,872
Metropolitan Career and Technical - East Bay	900,000	-	-	-	10,100,000
Newport Career and Technical Projects	300,000	-	-	-	943,362
School for the Deaf - Renovation/New Construction	-	-	-	-	1,248,698
Shepard Building Air Quality Remediation	-	-	-	-	311,500
State-Owned Schools - Chariho Repairs	-	-	-	-	1,600,000
Warwick Career & Technical Projects	-	-	-	-	688,036
Woonsocket Career & Technical Projects	200,000	-	-	-	1,175,788
Subtotal	2,279,000	445,000	150,000	-	25,093,913

Schedule 5 - Rhode Island Capital Plan Fund Projects

	Disbursements			
	Pre-FY 2010	FY 2010	FY 2011	FY 2012
Office of Higher Education				
Asset Protection - CCRI	8,040,304	1,786,734	1,264,970	1,407,101
Asset Protection - RIC	14,419,780	3,223,556	1,987,800	2,211,160
Asset Protection - URI	36,832,742	4,444,640	4,577,980	5,092,364
CCRI Fire Code and HVAC	106,147	3,305,853	-	-
CCRI Newport Campus	1,544,000	-	-	-
RIC Alternative Entrance/Master Plan Improvement	600,000	-	-	-
RIC Art Center Renovations/Addition	-	500,000	1,300,000	-
URI Biotechnology & Life Sciences Center	500,000	2,765,090	2,334,910	-
URI Lippitt Hall	6,205,000	-	-	-
URI New Chemistry Building	-	1,300,000	3,500,000	-
URI Nursing & Associated Health Building	-	300,000	-	1,000,000
West Kingston Superfund Site Remediation	3,717,089	46,911	-	-
Subtotal	71,965,062	17,672,784	14,965,660	9,710,625
Atomic Energy Commission				
Atomic Energy Comm. Asset Protection	100,000	50,000	50,000	50,000
Subtotal	100,000	50,000	50,000	50,000
Attorney General				
Automated Fingerprint Identification System	-	-	-	-
Building Renovations and Repairs	745,999	726,847	200,000	360,000
Subtotal	745,999	726,847	200,000	360,000
Department of Corrections				
Bernadette Guay Bldg Roof, Plumb. & HVAC	360,809	427,267	-	-
Corrections Asset Protection	4,024,676	3,051,400	2,500,000	2,500,000
General Renovations - Maximum	1,379,524	450,105	-	-
ISC Exterior Envelope and HVAC Renovation	-	-	100,000	1,400,000
Medium Infrastructure	-	-	-	-
Minimum Security Kitchen Expansion	-	-	325,000	3,000,000
Reintegration Center/Women's Facility	4,601,563	1,686,389	-	-
Women's - Plumbing/Bathroom Renovations	413,402	650,000	655,400	410,800
Women's - Roof, Masonry, & General Renovations	2,877,107	1,668,363	2,389,724	336,430
Subtotal	13,657,081	7,933,524	5,970,124	7,647,230
Judicial				
Judicial Asset Protection	975,534	529,466	550,000	600,000
Judicial Complexes - HVAC	1,871,892	300,000	300,000	500,000
Licht Judicial Complex Restoration	-	-	-	-
Subtotal	2,847,426	829,466	850,000	1,100,000
Military Staff				
AMC - HVAC/Slate Roof Replacement	746,955	1,947,045	50,000	500,000
AMC - Parking Lot	-	-	-	-
AMC - Elevator	-	-	-	-
Benefit Street Arsenal Rehabilitation	17,000	-	-	-

Schedule 5 - Rhode Island Capital Plan Fund Projects

	Disbursements				Total
	FY 2013	FY 2014	FY 2015	Post-FY 2015	
Office of Higher Education					
Asset Protection - CCRI	1,450,000	1,493,500	1,538,305	-	16,980,914
Asset Protection - RIC	2,275,000	2,343,250	2,413,548	-	28,874,094
Asset Protection - URI	5,250,000	5,407,500	5,570,000	-	67,175,226
CCRI Fire Code and HVAC	-	-	-	-	3,412,000
CCRI Newport Campus	-	-	-	-	1,544,000
RIC Alternative Entrance/Master Plan Improvemen	-	8,525,000	-	-	9,125,000
RIC Art Center Renvoations/Addition	-	-	-	-	1,800,000
URI Biotechnology & Life Sciences Center	-	-	-	-	5,600,000
URI Lippitt Hall	-	-	-	-	6,205,000
URI New Chemistry Building	-	-	-	-	4,800,000
URI Nursing & Associated Health Building	1,800,000	-	-	-	3,100,000
West Kingston Superfund Site Remediation	-	-	-	-	3,764,000
Subtotal	10,775,000	17,769,250	9,521,853	-	152,380,234
Atomic Energy Commission					
Atomic Energy Comm. Asset Protection	50,000	50,000	-	-	350,000
Subtotal	50,000	50,000	-	-	350,000
Attorney General					
Automated Fingerprint Identification System	719,746	-	-	-	719,746
Building Renovations and Repairs	287,500	250,000	150,000	-	2,720,346
Subtotal	1,007,246	250,000	150,000	-	3,440,092
Department of Corrections					
Bernadette Guay Bldg Roof, Plumb. & HVAC	-	-	-	-	788,076
Corrections Asset Protection	3,500,000	3,500,000	3,000,000	-	22,076,076
General Renovations - Maximum	-	-	-	-	1,829,629
ISC Exterior Envelope and HVAC Renovation	4,000,000	-	-	-	5,500,000
Medium Infrastructure	1,600,000	2,500,000	2,100,000	-	6,200,000
Minimum Security Kitchen Expansion	1,175,000	-	-	-	4,500,000
Reintegration Center/Women's Facility	-	-	-	-	6,287,952
Women's - Plumbing/Bathroom Renovations	-	-	-	-	2,129,602
Women's - Roof, Masonry, & General Renovations	-	-	-	-	7,271,624
Subtotal	10,275,000	6,000,000	5,100,000	-	56,582,959
Judicial					
Judicial Asset Protection	625,000	650,000	650,000	-	4,580,000
Judicial Complexes - HVAC	550,000	600,000	700,000	-	4,821,892
Licht Judicial Complex Restoration	500,000	2,000,000	1,500,000	-	4,000,000
Subtotal	1,675,000	3,250,000	2,850,000	-	13,401,892
Military Staff					
AMC - HVAC/Slate Roof Replacement	500,000	-	-	-	3,744,000
AMC - Parking Lot	50,000	100,000	-	-	150,000
AMC - Elevator	-	65,000	475,000	-	540,000
Benefit Street Arsenal Rehabilitation	-	800,000	-	-	817,000

Schedule 5 - Rhode Island Capital Plan Fund Projects

	Disbursements			
	Pre-FY 2010	FY 2010	FY 2011	FY 2012
Command Readiness Center Addition	-	-	-	50,000
Camp Fogarty Armory Roof	-	-	-	-
Federal Armories - Fire Code Compliance	5,662	78,732	6,250	3,750
FMS #3 Roof	-	-	15,000	-
Logistics/Maintenance Facilities - Fire Code	-	63,750	6,250	6,250
Military Staff Asset Protection	580,500	403,482	260,000	270,000
Quonset Point Hangar/AASF	3,260,930	501,675	-	-
Repaving Parking Lots CRC/Schofield	-	-	-	-
Schofield Armory - Roof & Windows	-	-	-	-
State Armories - Fire Code Compliance	89,879	219,496	25,000	15,000
Woonsocket Building Demolition	7,910	63,340	-	-
Subtotal	4,708,836	3,277,520	362,500	845,000
Public Safety				
Barracks Renovations	514,991	844,490	1,500,000	1,025,000
Headquarters Complex Expansion (NG Facilities)	-	-	150,000	300,000
Headquarters Repairs/Renovations	1,094,348	100,150	100,000	200,000
New State Police Headquarters/Training Facility	5,227,921	16,334,316	4,750,000	-
Parking Area Improvements	26,090	225,000	-	-
Public Safety Answering Point Building Renovatic	-	55,000	-	-
State Police HQ Sewer Project	6,951	293,049	-	-
Statewide Microwave/IT Upgrade	-	4,557,860	2,512,140	-
Subtotal	6,870,301	22,409,865	9,012,140	1,525,000
Environmental Management				
Bay Islands Park System	-	-	-	-
Dam Repair	4,369,919	1,100,000	750,000	850,000
Fish & Wildlife Maintenance Facility	-	-	75,000	250,000
Fort Adams Rehabilitation	2,000,000	250,000	250,000	250,000
Galilee Piers	4,670,703	700,000	750,000	950,000
Great Swamp Wildlife Management Center	-	-	-	-
Newport Piers	4,699,613	728,386	250,000	250,000
Recreational Facilities Improvements	2,885,531	1,938,044	1,200,000	1,260,000
Superfund	1,253,331	21,670	-	-
Subtotal	19,879,097	4,738,100	3,275,000	3,810,000
Coastal Resources Management Council				
Providence River Dredging	1,590,590	1,655,509	-	-
Subtotal	1,590,590	1,655,509	-	-
State Water Resources Board				
Big River Management Area	983,379	177,458	120,000	130,000
Big River Groundwater Development	-	376,520	-	-
Supplemental Water Supplies Development	93,803	-	-	-
Water Allocation Plan	1,580,185	-	-	-
Subtotal	2,657,367	553,978	120,000	130,000

Schedule 5 - Rhode Island Capital Plan Fund Projects

	Disbursements				Total
	FY 2013	FY 2014	FY 2015	Post-FY 2015	
Command Readiness Center Addition	125,000	250,000	-	-	425,000
Camp Fogarty Armory Roof	375,000	-	-	-	375,000
Federal Armories - Fire Code Compliance	3,750	3,750	3,750	-	105,644
FMS #3 Roof	-	-	-	-	15,000
Logistics/Maintenance Facilities - Fire Code	6,250	-	-	-	82,500
Military Staff Asset Protection	280,000	300,000	300,000	-	2,393,982
Quonset Point Hangar/AASF	-	-	-	-	3,762,605
Repaving Parking Lots CRC/Schofield	300,000	175,000	115,000	-	590,000
Schofield Armory - Roof & Windows	-	-	-	-	-
State Armories - Fire Code Compliance	10,000	10,000	10,000	-	379,375
Woonsocket Building Demolition	-	-	-	-	71,250
Subtotal	1,650,000	1,703,750	903,750	-	13,451,356
Public Safety					
Barracks Renovations	1,785,000	1,000,000	-	-	6,669,481
Headquarters Complex Expansion (NG Facilities)	350,000	-	-	-	800,000
Headquarters Repairs/Renovations	-	-	-	-	1,494,498
New State Police Headquarters/Training Facility	-	-	-	-	26,312,237
Parking Area Improvements	-	-	-	-	251,090
Public Safety Answering Point Building Renovation	-	-	-	-	55,000
State Police HQ Sewer Project	-	-	-	-	300,000
Statewide Microwave/IT Upgrade	-	-	-	-	7,070,000
Subtotal	2,135,000	1,000,000	-	-	42,952,306
Environmental Management					
Bay Islands Park System	-	1,000,000	1,000,000	-	2,000,000
Dam Repair	1,000,000	550,000	550,000	-	9,169,919
Fish & Wildlife Maintenance Facility	-	-	-	-	325,000
Fort Adams Rehabilitation	250,000	250,000	-	-	3,250,000
Galilee Piers	1,050,000	500,000	500,000	-	9,120,703
Great Swamp Wildlife Management Center	1,700,000	-	-	-	1,700,000
Newport Piers	250,000	250,000	-	-	6,427,999
Recreational Facilities Improvements	1,325,000	1,390,000	1,500,000	-	11,498,575
Superfund	-	-	-	-	1,275,001
Subtotal	5,575,000	3,940,000	3,550,000	-	44,767,197
Coastal Resources Management Council					
Providence River Dredging	-	-	-	-	3,246,099
Subtotal	-	-	-	-	3,246,099
State Water Resources Board					
Big River Management Area	140,000	140,000	140,000	-	1,830,837
Big River Groundwater Development	-	-	-	-	376,520
Supplemental Water Supplies Development	3,000,000	3,000,000	3,000,000	-	9,093,803
Water Allocation Plan	-	-	-	-	1,580,185
Subtotal	3,140,000	3,140,000	3,140,000	-	12,881,345

Schedule 5 - Rhode Island Capital Plan Fund Projects

	Pre-FY 2010	Disbursements		
		FY 2010	FY 2011	FY 2012
Department of Transportation				
Cherry Hill/Lincoln Facility	460,796	-	-	337,000
East Providence Facility Renovation	-	1,017,190	1,582,810	-
Maintenance Facility Fire Alarms	-	150,000	125,000	325,000
Maintenance Facility Improvements	44,555	405,445	650,000	300,000
Pawtucket-Central Falls Train Station Study	99,733	40,267	-	-
Portsmouth Facility	-	-	-	-
Salt Storage Facilities	282,614	1,300,000	-	-
Subtotal	887,698	2,912,902	2,357,810	962,000
Rhode Island Public Transit Authority				
Elmwood Avenue Expansion (RIPTA)	4,388,777	3,931,200	-	-
Paratransit Vehicles (RIPTA)	-	-	190,400	-
Land and Building Enhancements	-	-	70,000	70,000
Subtotal	4,388,777	3,931,200	260,400	70,000
Total Rhode Island Capital Plan Fund Projects	\$ 183,737,485	\$ 121,799,314	\$ 78,286,817	\$ 63,428,987

Schedule 5 - Rhode Island Capital Plan Fund Projects

	Disbursements				Total
	FY 2013	FY 2014	FY 2015	Post-FY 2015	
Department of Transportation					
Cherry Hill/Lincoln Facility	777,050	-	-	-	1,574,846
East Providence Facility Renovation	-	-	-	-	2,600,000
Maintenance Facility Fire Alarms	-	-	-	-	600,000
Maintenance Facility Improvements	300,000	300,000	300,000	-	2,300,000
Pawtucket-Central Falls Train Station Study	-	-	-	-	140,000
Portsmouth Facility	1,435,000	-	-	-	1,435,000
Salt Storage Facilities	-	2,000,000	2,000,000	-	5,582,614
Subtotal	2,512,050	2,300,000	2,300,000	-	14,232,460
Rhode Island Public Transit Authority					
Elmwood Avenue Expansion (RIPTA)	-	-	-	-	8,319,977
Paratransit Vehicles (RIPTA)	-	-	-	-	190,400
Land and Building Enhancements	70,000	-	-	-	210,000
Subtotal	70,000	-	-	-	8,720,377
Total Rhode Island Capital Plan Fund Projects	\$ 70,378,842	\$ 77,933,000	\$ 44,353,603	\$ -	\$ 639,918,048

Schedule 6 - Quasi-Public Agency Capital Plans

	Projected Disbursements			
	Pre-FY 2010	FY 2010	FY 2011	FY 2012
<u>Airport Corporation</u>				
Noise Mitigation	6,155,000	22,418,000	5,879,000	22,548,000
Federal Aviation Administration	4,900,000	17,838,400	4,223,200	18,038,400
Passenger Facility Charge	1,225,000	4,459,600	1,055,800	4,509,600
Airport Corporation General Revenues	30,000	120,000	600,000	-
T.F. Green Airport General Improvements	-	-	-	583,216
Federal Aviation Administration	-	-	-	437,412
Airport Corporation Bonds	-	-	-	-
Passenger Facility Charge	-	-	-	145,804
Warwick Intermodal Train Station	50,050,638	59,414,298	1,840,029	-
Special Facility Bonds	39,614,435	-	-	-
TIFIA Loan	654,492	39,505,479	1,840,029	-
Customer Facility Charge	9,781,711	19,908,819	-	-
Federal Highway Administration *	[80,793,334]	[35,184,814]	[8,575,675]	-
GO Issued Proceeds 2004 Ch 595*	[6,898,333]	-	-	-
GO Issued Proceeds 2006 Ch. 246*	[13,300,000]	-	-	-
GO Unissued Proceeds 2006 Ch. 246*	-	[8,796,204]	[2,143,9119]	-
Airport Environmental Compliance Projects	163,240	1,731,878	1,894,118	10,733,335
Federal Aviation Administration	129,792	1,290,796	1,420,588	8,050,002
Passenger Facility Charge	33,448	441,082	473,530	2,683,333
General Aviation Airport General Improvem	-	1,074,586	5,515,083	2,240,717
Federal Aviation Administration	-	748,104	3,722,438	2,016,645
Airport Corporation General Revenues	-	64,555	308,389	-
Airport Corporation Bonds	-	261,927	1,484,256	224,072
Airport Corporation Totals	56,368,878	84,638,762	15,128,230	36,105,268
* Bracketed funds under Warwick Intermodal Train Station are included within the Department of Transportation's capital budget.				
<u>Rhode Island Resource Recovery Corporation</u>				
Phase IV Closure and Postclosure	27,949,183	15,000	66,647	559,764
RRC General Revenues	19,919,376	-	-	-
RRC Closure Trust Fund	8,029,807	15,000	66,647	559,764
Superfund Remediation and Phase I Closure	20,173,413	-	-	-
RRC Closure Trust Fund	20,173,413	-	-	-
Landfill Ops/Equipment/Veh./Machinery	19,927,422	200,000	3,250,000	2,700,000
RRC General Revenues	19,927,422	200,000	3,250,000	2,700,000
Industrial Park Development	3,295,826	717,000	75,000	-
RRC General Revenues	3,295,826	717,000	75,000	-
MRF - System Enhancement/Maintenance	20,339,763	591,667	2,537,167	460,000
RRC General Revenues	20,339,763	591,667	2,537,167	460,000

Schedule 6 - Quasi-Public Agency Capital Plans

	Projected Disbursements				Totals
	FY 2013	FY 2014	FY 2015	Post-FY 2015	
<u>Airport Corporation</u>					
Noise Mitigation	12,500,000	12,500,000	12,500,000	-	94,500,000
Federal Aviation Administration	10,000,000	10,000,000	10,000,000	-	75,000,000
Passenger Facility Charge	2,500,000	2,500,000	2,500,000	-	18,750,000
Airport Corporation General Revenues	-	-	-	-	750,000
T.F. Green Airport General Improvements	3,465,395	3,182,015	-	-	7,230,626
Federal Aviation Administration	2,599,046	2,386,511	-	-	5,422,969
Airport Corporation Bonds	725,966	795,504	-	-	1,521,470
Passenger Facility Charge	140,383	-	-	-	286,187
Warwick Intermodal Train Station	-	-	-	-	111,304,965
Special Facility Bonds	-	-	-	-	39,614,435
TIFIA Loan	-	-	-	-	42,000,000
Customer Facility Charge	-	-	-	-	29,690,530
Federal Highway Administration *	-	-	-	-	[124,553,823]
GO Issued Proceeds 2004 Ch 595*	-	-	-	-	[6,898,333]
GO Issued Proceeds 2006 Ch. 246*	-	-	-	-	[13,300,000]
GO Unissued Proceeds 2006 Ch. 246*	-	-	-	-	[10,940,123]
Airport Environmental Compliance Projects	10,733,335	-	-	-	25,255,906
Federal Aviation Administration	8,050,002	-	-	-	18,941,180
Passenger Facility Charge	2,683,333	-	-	-	6,314,726
General Aviation Airport General Improvem	3,454,283	6,148,533	1,305,329	-	19,738,531
Federal Aviation Administration	3,108,855	5,533,680	1,174,796	-	16,304,518
Airport Corporation General Revenues	-	-	-	-	372,944
Airport Corporation Bonds	345,428	614,853	130,533	-	3,061,069
Airport Corporation Totals	30,153,013	21,830,548	13,805,329	-	258,030,028
* Bracketed funds under Warwick Intermodal Train Station are included within the Department of Transportation's capital budget.					
<u>Rhode Island Resource Recovery Corporation</u>					
Phase IV Closure and Postclosure	1,249,988	-	-	-	29,840,582
RRC General Revenues	-	-	-	-	19,919,376
RRC Closure Trust Fund	1,249,988	-	-	-	9,921,206
Superfund Remediation and Phase I Closure	-	-	-	-	20,173,413
RRC Closure Trust Fund	-	-	-	-	20,173,413
Landfill Ops/Equipment/Veh./Machinery	1,050,000	1,400,000	1,900,000	2,150,000	32,577,422
RRC General Revenues	1,050,000	1,400,000	1,900,000	2,150,000	32,577,422
Industrial Park Development	-	-	-	-	4,087,826
RRC General Revenues	-	-	-	-	4,087,826
MRF - System Enhancement/Maintenance	4,935,000	3,225,000	1,980,000	-	34,068,597
RRC General Revenues	4,935,000	3,225,000	1,980,000	-	34,068,597

Schedule 6 - Quasi-Public Agency Capital Plans

	Projected Disbursements			
	Pre-FY 2010	FY 2010	FY 2011	FY 2012
Closure of Landfill Phases II & III	21,763,758	-	-	-
RRC General Revenues	14,620,391	-	-	-
RRC Closure Trust Fund	7,143,367	-	-	-
Phase V Construction/Closure	20,460,628	30,000	810,108	5,691,550
RRC General Revenues	20,460,628	-	-	-
RRC Closure Trust Fund	-	30,000	810,108	5,691,550
Facility Improvements	15,112,453	120,000	125,000	30,000
RRC General Revenues	15,112,453	120,000	125,000	30,000
Tipping Facility	19,906,535	-	-	-
RRC General Revenues	19,906,535	-	-	-
MIS System Maintenance/Enhancement	708,512	46,875	167,750	72,500
RRC General Revenues	708,512	46,875	167,750	72,500
Landfill Gas Collection System	25,028,295	1,775,000	4,300,000	1,975,000
RRC General Revenues	18,506,007	1,325,000	4,300,000	1,975,000
RRC Closure Trust Fund	6,522,288	450,000	-	-
Phase VI Design & Construction	4,592,091	900,650	4,078,025	8,162,012
RRC General Revenues	4,592,091	900,650	4,078,025	8,162,012
Leachate Facility	1,737,935	550,000	857,143	5,142,857
RRC General Revenues	1,737,935	550,000	857,143	5,142,857
Eco-Depot - Household Hazardous Waste Facili	274,522	-	-	-
RRC General Revenues	274,522	-	-	-
Construction & Demo Debris Processing Facilit	6,303,832	-	-	-
RRC General Revenues	6,303,832	-	-	-
Compost Facility	1,150,933	-	325,000	-
RRC General Revenues	1,150,933	-	325,000	-
Resource Recovery Corporation Totals	208,725,101	4,946,192	16,591,840	24,793,683
<u>Rhode Island Turnpike and Bridge Authority</u>				
Repairs to Newport/Pell and Mt. Hope Bridges	-	14,650,000	27,700,000	37,600,000
TBA Revenue Bonds	-	14,650,000	27,700,000	37,600,000
Turnpike and Bridge Authority Totals	-	14,650,000	27,700,000	37,600,000

Schedule 6 - Quasi-Public Agency Capital Plans

	Projected Disbursements				Totals
	FY 2013	FY 2014	FY 2015	Post-FY 2015	
Closure of Landfill Phases II & III	-	-	-	-	21,763,758
RRC General Revenues	-	-	-	-	14,620,391
RRC Closure Trust Fund	-	-	-	-	7,143,367
Phase V Construction/Closure	2,163,067	5,267,000	5,267,000	14,973,875	54,663,228
RRC General Revenues	-	-	-	-	20,460,628
RRC Closure Trust Fund	2,163,067	5,267,000	5,267,000	14,973,875	34,202,600
Facility Improvements	30,000	-	-	-	15,417,453
RRC General Revenues	30,000	-	-	-	15,417,453
Tipping Facility	-	-	-	-	19,906,535
RRC General Revenues	-	-	-	-	19,906,535
MIS System Maintenance/Enhancement	40,000	40,000	40,000	320,000	1,435,637
RRC General Revenues	40,000	40,000	40,000	320,000	1,435,637
Landfill Gas Collection System	-	25,000	-	636,024	33,739,319
RRC General Revenues	-	25,000	-	-	26,131,007
RRC Closure Trust Fund	-	-	-	636,024	7,608,312
Phase VI Design & Construction	7,922,413	8,426,876	9,663,367	37,193,285	80,938,719
RRC General Revenues	7,922,413	8,426,876	9,663,367	37,193,285	80,938,719
Leachate Facility	-	-	-	-	8,287,935
RRC General Revenues	-	-	-	-	8,287,935
Eco-Depot - Household Hazardous Waste Facili	-	-	-	-	274,522
RRC General Revenues	-	-	-	-	274,522
Construction & Demo Debris Processing Facilit	200,000	-	-	-	6,503,832
RRC General Revenues	200,000	-	-	-	6,503,832
Compost Facility	750,000	-	-	-	2,225,933
RRC General Revenues	750,000	-	-	-	2,225,933
Resource Recovery Corporation Totals	18,340,468	18,383,876	18,850,367	55,273,184	365,904,711
<u>Rhode Island Turnpike and Bridge Authority</u>					
Repairs to Newport/Pell and Mt. Hope Bridges	25,000,000	6,570,000	6,570,000	-	118,090,000
TBA Revenue Bonds	25,000,000	6,570,000	6,570,000	-	118,090,000
Turnpike and Bridge Authority Totals	25,000,000	6,570,000	6,570,000	-	118,090,000

This page was intentionally left blank.

Section 5 – Technical Appendices

Appendices Overview

The Appendices contain information relating to the Rhode Island's outstanding debt and projected debt service.

Appendix A – Projected Net Tax Supported Debt

This analysis is performed to identify all debt that is considered "tax supported" debt, and provide insight on the future course of the Rhode Island's tax supported debt. This summary is supported in later appendices, which provide debt service schedules by issues for all outstanding and projected debt issues. Debt outstanding by issuer is also provided in separate schedules.

In both the debt service schedules and the summary of net tax supported debt outstanding, an attempt has been made to project those revenues which would offset the state's obligation.

The following assumptions were made in projecting the State of Rhode Island's net tax supported debt outstanding:

Items Included in Calculation - All debts included in Moody's Investors' Service tax supported debt calculation have been included. The general obligation bonds that are outstanding for Narragansett Bay Commission, and Rhode Island Refunding Bond Authority, which were obligations outstanding for the Narragansett Bay Commission are excluded in the "Adjusted" Net Tax Supported Debt since they are funded by user fees. In FY 1997 through FY 1999, the EDC Alpha Beta moral obligation debt was also included since the state made a partial payment on that debt.

Certain revenue bonds of the Economic Development Corporation and certificates of participation lease obligations are or will be long term in nature and may result in financial commitments that would be funded in part by general revenues.

Appendix B – Outstanding and Projected Debt by Issuer and Debt Ratios

This appendix includes the outstanding balances of the state's obligations as well as the proposed issuance of new debt and the anticipated reduction in debt due to prepayment or defeasance.

Proposed Issues - Interest rates for fixed rate general obligation bonds to be issued to fund FY 2009 projects are projected at 5.0 percent. Interest rates for issuance of twenty-year fixed rate certificates of participation are estimated at 5.5 percent. Energy projects at URI and CCRI are assumed to be issued at 5.5 percent over fifteen years. Division of Motor Vehicles debt is assumed to be issued at 4.5 percent and amortized over seven years. Convention Center Authority Bonds for the Veterans Memorial Auditorium are assumed to be issued at 7.0 percent and amortized over twenty years. Historic Tax Credit debt is projected to be issued at 6 percent over 8 years in 2011 and 2012. Projected amortization schedules are found in the exhibits contained in Appendix C of the State's Capital Budget.

(Amounts below are shown in millions)
FY 2010 Pastore/Zambarano Energy- \$20.0
FY 2010 General Obligation Bonds - \$90.5
FY 2010 DMV System - \$11.5
FY 2011 General Obligation Bonds - \$105.0
FY 2011 Historic Tax Credits - \$75.0
FY 2011 Pastore/Zambarano Energy - \$33.1
FY 2011 URI/CCRI Energy – \$37.335
FY 2011 Hospital Consolidation - \$29.87
FY 2012 Historic Tax Credits - \$66.2
FY 2012 General Obligation - \$100.0
FY 2013 General Obligation - \$100.0
FY 2013 Historic Tax Credits - \$65.0
FY 2014 General Obligation Bonds - \$100.0

Appendices Overview

2) Debt Ratios - Personal income data are derived from the November 2008 Revenue Estimating Conference consensus economic forecast. General revenue receipts projections are consistent with the Governor's FY 2009 recommended budget as well as the outyear projections contained in the Five-Year Report.

Appendix C – Debt Service Payable by Issuer

The gross debt service payable on all outstanding and proposed debts of the state is adjusted to reflect the estimated disbursement for debt service. A table of contents is provided at the beginning of this appendix to assist the reader in locating specific schedules.

1. Debt Service on obligations that have debt service reserve funds available will be offset in the year in which cash reserve funds are available. It is assumed that reserve funds will be invested and interest earnings will offset the state's lease payment.
2. User fee funded debt service of the Narragansett Bay Commission, are adjusted out to reflect the fact that the state does not appropriate for these obligations.
3. Assumes the state appropriates debt service and operating requirements under lease for the Convention Center Authority.
4. The receipt of federal funds in the schedule does not offset the lease for the Department of Labor and Training's Howard Center Complex, although the operating budget anticipates the continued receipt of significant federal funds to cover the lease.
5. The obligations arising from the performance based contracts between the Rhode Island Economic Development Corporation and private entities are projected to result in state appropriations due to the projected achievement of performance targets. In FY 2009, it assumes the Fidelity Phase I is \$2.5 million in phase I and \$48,917 in Phase II and Providence Place

Mall obligations are \$3.6 million. For FY2010 it is assumed that the State pays \$2.5 million on Fidelity Phase I and \$355,500 on the Fidelity Phase II transaction. In FY2011 and thereafter, the forecast assumes payment of \$2.5 million on Fidelity I and \$0.9 million on Fidelity II. The forecast assumes no requirement for the Bank of America obligation transaction, which if earned would total approximately \$0.3 million. The forecast assumes no requirement for the Bank of America obligation transaction, which if earned would total approximately \$0.3 million.

Appendix D – Debt Reduction Program

The state utilized accelerated tobacco master settlement proceeds to defease debt in June 2002. The impact of this is reflected in the capital budget and is detailed in Appendix D.

Appendix E – State of Rhode Island Bond Referenda

Appendix E provides information relating to general obligation bond referenda. It provides a historical perspective on all bond referenda presented to the voters at each election since 1972, identifying the amounts presented, the amounts approved by the voters, and the actual vote count for each question.

Appendix F – Analysis of Bond Authorizations

Appendix F contains information relating to the state's debt by providing a historical perspective by functional purpose of the debt. This appendix shows the amount of debt approved by functional category since 1979, the amount of bonds actually issued from that authorization, the amount of authorization extinguished or unissued debt as of January 2009. The table also reflects the specific authorizations that are budgeted.

Appendix G – Debt Issuance

Appendix G contains information relating to the amount of debt issued each year since 1982, including state general obligation bonds, Rhode

Appendices Overview

Island Public Buildings Authority bonds, Lease Participation Certificates, Convention Center Authority bonds, Depositors Economic Protection Corporation bonds and other debt.

Appendix H – Transportation GARVEE Bonds

The state utilized the Economic Development Corporation as a financing vehicle to issue bonds for transportation projects that are secured by federal grants. The debt service on the bonds issued, which will be funded by future federal grants, is reflected in this appendix for information purposes.

Appendix I - Glossary

Appendix I is a glossary of terms relevant to capital budgeting and debt issuance.

This page was intentionally left blank.

Appendix A
Projected Net Tax
Supported Debt

Appendix A - Tax Supported Debt and Other Obligations

	Obligations June 30,2006	Obligations June 30,2007	Obligations June 30,2008
Direct Debt:			
Proposed General Obligation Bond Issuance	-	-	-
Variable Rate Bonds	19,665	16,365	14,165
Various purpose bonds	822,881	897,119	982,923
Subtotal	842,546	913,484	997,088
Guaranteed Debt:			
Turnpike and Bridge Authority bonds	-	-	-
Blackstone Valley District Commission bonds	-	-	-
Narragansett Bay District Commission bonds	-	-	-
Subtotal	-	-	-
Other Debt Subject to Annual Appropriation:			
Rhode Island Depositors Economic Protection Corp.	-	-	-
RI Refunding Bond Authority-Public Buildings Lease Rental Bonds	60,320	42,710	24,235
Rhode Island Refunding Bond Authority-Direct	-	-	-
Rhode Island Refunding Bond Auth.-Narr Bay	-	-	-
Convention Center Authority	287,185	279,935	270,960
Projected Convention Center Authority -VMA	-	-	-
Economic Development Corporation-Transportation(motor fuel)	79,920	76,290	72,560
Certificates of Participation -Equipment/Vehicle Leases	13,580	19,790	14,395
Certificates of Participation - Intake Center	10,655	8,160	5,535
Certificates of Participation - Attorney General	2,795	2,575	2,230
Certificates of Participation- DLT Howard Complex	17,150	15,970	13,375
Certificates of Participation-Shepard's Building(originally EDC)	23,655	22,135	20,980
Certificates of Participation-Howard Steam Plant	23,440	22,360	22,160
Certificates of Participation-Kent County Courthouse	56,685	54,405	52,075
Certificates of Participation-Traffic Tribunal Court Complex	21,565	20,765	19,940
Certificates of Participation-Training School	51,985	50,205	48,370
Certificates of Participation-Information Technology	-	23,490	21,000
Certificates of Participation-School for the Deaf	-	-	-
Projected Certificates of Participation-Hospital Building Consolidation	-	-	-
Loan Agreement-Historic Structures Tax Credit Fund	-	-	-
Projected Loan Agreement-Historic Structures Tax Credit Fund	-	-	-
Certificates of Participation-DOA Energy Conservation	-	6,000	6,000
Projected Certificates of Participation-URI/CCRI Energy Conservation	-	-	-
Projected Energy Conservation - Pastore/Zambarano	-	-	-
Energy Conservation - University of RI	-	6,735	6,735
Projected Certificates of Participation-Division of Motor Vehicle System	-	-	-
RIHMFC Neighborhood Opportunities Housing Program	18,754	15,502	18,152
Economic Development Corporation-Masonic Temple	-	14,280	9,775
Economic Development Corporation-URI Power Plant	12,869	12,194	11,494
Economic Development Corporation- McCoy Stadium	5,245	4,275	3,265
Economic Development Corporation- Alpha Beta/Smithfield Col/Dow	-	-	-
Economic Development Corporation- Central Falls Detention Center	-	-	-
Subtotal	685,803	697,776	643,236
Performance Based Agreements			
Economic Development Corporation- Fidelity Building	21,154	20,402	19,592
Economic Development Corporation- Fidelity Building II	10,000	10,000	9,766
Economic Development Corporation- Fleet Bank	9,830	9,630	9,415
Subtotal	40,984	40,032	38,772
Gross Debt	1,569,333	1,651,292	1,679,096
Less: Adjustments for Agency Payments	(29,662)	(28,848)	(27,766)
Net Tax Supported Debt	1,539,672	1,622,444	1,651,331
Debt Ratios			
Personal Income	38,816,004	41,113,066	42,618,063
Debt as a percent of Personal Income	3.97%	3.95%	3.87%

Appendix A - Tax Supported Debt and Other Obligations

	Obligations June 30,2009	Obligations June 30,2010	Obligations June 30,2011
Direct Debt:			
Proposed General Obligation Bond Issuance	-	90,465	192,503
Variable Rate Bonds	-	-	-
Various purpose bonds	1,036,189	972,695	908,000
Subtotal	1,036,189	1,063,160	1,100,503
Guaranteed Debt:			
Turnpike and Bridge Authority bonds	-	-	-
Blackstone Valley District Commission bonds	-	-	-
Narragansett Bay District Commission bonds	-	-	-
Subtotal	-	-	-
Other Debt Subject to Annual Appropriation:			
Rhode Island Depositors Economic Protection Corp.	-	-	-
RI Refunding Bond Authority-Public Buildings Lease Rental Bonds	6,040	-	-
Rhode Island Refunding Bond Authority-Direct	-	-	-
Rhode Island Refunding Bond Auth.-Narr Bay	-	-	-
Convention Center Authority	263,800	256,270	247,610
Projected Convention Center Authority -VMA	-	29,750	29,750
Economic Development Corporation-Transportation(motor fuel)	81,125	77,645	74,060
Certificates of Participation -Equipment/Vehicle Leases	9,400	5,425	3,505
Certificates of Participation - Intake Center	2,775	-	-
Certificates of Participation - Attorney General	2,030	1,745	1,450
Certificates of Participation- DLT Howard Complex	12,630	11,200	9,695
Certificates of Participation-Shepard's Building(originally EDC)	19,155	17,245	15,220
Certificates of Participation-Howard Steam Plant	21,035	19,650	18,220
Certificates of Participation-Kent County Courthouse	49,690	47,240	44,715
Certificates of Participation-Traffic Tribunal Court Complex	19,090	18,215	17,310
Certificates of Participation-Training School	46,470	44,500	42,450
Certificates of Participation-Information Technology	30,500	25,935	21,390
Certificates of Participation-School for the Deaf	30,425	29,500	28,470
Projected Certificates of Participation-Hospital Building Consolidation	-	-	28,970
Loan Agreement-Historic Structures Tax Credit Fund	150,000	135,195	120,820
Projected Loan Agreement-Historic Structures Tax Credit Fund	-	-	75,000
Certificates of Participation-DOA Energy Conservation	5,830	5,635	5,415
Projected Certificates of Participation-URI/CCRI Energy Conservation	-	-	37,335
Projected Energy Conservation - Pastore/Zambarano	-	20,000	52,443
Energy Conservation - University of RI	18,090	17,385	16,205
Projected Certificates of Participation-Divison of Motor Vehicle System	-	10,066	8,567
RIHMFC Neighborhood Opportunities Housing Program	13,179	8,450	3,485
Economic Development Corporation-Masonic Temple	5,030	-	-
Economic Development Corporation-URI Power Plant	10,759	9,995	9,195
Economic Development Corporation- McCoy Stadium	2,220	1,130	-
Economic Development Corporation- Alpha Beta/Smithfield Col/Dow	-	-	-
Economic Development Corporation- Central Falls Detention Center	-	-	-
Subtotal	799,273	792,176	911,280
Performance Based Agreements			
Economic Development Corporation- Fidelity Building	18,708	17,749	16,710
Economic Development Corporation- Fidelity Building II	9,514	9,244	8,954
Economic Development Corporation- Fleet Bank	9,180	8,925	8,655
Subtotal	37,402	35,919	34,319
Gross Debt	1,872,864	1,891,254	2,046,102
Less: Adjustments for Agency Payments	(26,617)	(25,406)	(24,130)
Net Tax Supported Debt	1,846,247	1,865,848	2,021,972
Debt Ratios			
Personal Income	42,988,324	43,310,518	43,909,343
Debt as a percent of Personal Income	4.29%	4.31%	4.60%

Appendix A - Tax Supported Debt and Other Obligations

	Obligations June 30,2012	Obligations June 30,2013	Obligations June 30,2014
Direct Debt:			
Proposed General Obligation Bond Issuance	286,217	376,592	463,463
Variable Rate Bonds			
Various purpose bonds	830,725	745,190	666,035
Subtotal	1,116,942	1,121,782	1,129,498
Guaranteed Debt:			
Turnpike and Bridge Authority bonds	-	-	-
Blackstone Valley District Commission bonds	-	-	-
Narragansett Bay District Commission bonds	-	-	-
Subtotal	-	-	-
Other Debt Subject to Annual Appropriation:			
Rhode Island Depositors Economic Protection Corp.	-	-	-
RI Refunding Bond Authority-Public Buildings Lease Rental Bonds	-	-	-
Rhode Island Refunding Bond Authority-Direct	-	-	-
Rhode Island Refunding Bond Auth.-Narr Bay	-	-	-
Convention Center Authority	238,500	228,930	218,870
Projected Convention Center Authority -VMA	29,024	28,248	27,417
Economic Development Corporation-Transportation(motor fuel)	70,350	66,510	62,525
Certificates of Participation -Equipment/Vehicle Leases	1,570	405	-
Certificates of Participation - Intake Center	-	-	-
Certificates of Participation - Attorney General	1,145	830	505
Certificates of Participation- DLT Howard Complex	8,115	6,455	4,705
Certificates of Participation-Shepard's Building(originally EDC)	13,060	10,765	8,320
Certificates of Participation-Howard Steam Plant	16,735	15,185	13,580
Certificates of Participation-Kent County Courthouse	42,110	39,410	36,610
Certificates of Participation-Traffic Tribunal Court Complex	16,380	15,415	14,415
Certificates of Participation-Training School	40,290	38,030	35,660
Certificates of Participation-Information Technology	16,795	12,310	8,545
Certificates of Participation-School for the Deaf	27,410	26,320	25,185
Projected Certificates of Participation-Hospital Building Consolidation	28,068	27,116	26,111
Loan Agreement-Historic Structures Tax Credit Fund	105,990	90,575	74,400
Projected Loan Agreement-Historic Structures Tax Credit Fund	197,265	179,907	156,576
Certificates of Participation-DOA Energy Conservation	5,165	4,890	4,585
Projected Certificates of Participation-URI/CCRI Energy Conservation	35,669	33,911	32,057
Projected Energy Conservation - Pastore/Zambarano	50,718	48,898	46,979
Energy Conservation - University of RI	14,955	13,625	12,210
Projected Certificates of Participation-Divison of Motor Vehicle System	7,001	5,366	3,655
RIHMFC Neighborhood Opportunities Housing Program	-	-	-
Economic Development Corporation-Masonic Temple	-	-	-
Economic Development Corporation-URI Power Plant	8,360	7,485	6,565
Economic Development Corporation- McCoy Stadium	-	-	-
Economic Development Corporation- Alpha Beta/Smithfield Col/Dow	-	-	-
Economic Development Corporation- Central Falls Detention Center	-	-	-
Subtotal	974,675	900,585	819,475
Performance Based Agreements			
Economic Development Corporation- Fidelity Building	15,586	14,364	13,038
Economic Development Corporation- Fidelity Building II	8,643	8,309	7,950
Economic Development Corporation- Fleet Bank	8,360	8,045	7,710
Subtotal	32,589	30,717	28,698
Gross Debt	2,124,206	2,053,085	1,977,670
Less: Adjustments for Agency Payments	(22,780)	(21,353)	(19,843)
Net Tax Supported Debt	2,101,426	2,031,732	1,957,827
Debt Ratios			
Personal Income	45,276,195	47,392,095	49,587,565
Debt as a percent of Personal Income	4.64%	4.29%	3.95%

Appendix A - Tax Supported Debt and Other Obligations

	Obligations June 30,2015
Direct Debt:	
Proposed General Obligation Bond Issuance	546,652
Variable Rate Bonds	
Various purpose bonds	590,555
Subtotal	1,137,207
Guaranteed Debt:	
Turnpike and Bridge Authority bonds	-
Blackstone Valley District Commission bonds	-
Narragansett Bay District Commission bonds	-
Subtotal	-
Other Debt Subject to Annual Appropriation:	
Rhode Island Depositors Economic Protection Corp.	-
RI Refunding Bond Authority-Public Buildings Lease Rental Bonds	-
Rhode Island Refunding Bond Authority-Direct	-
Rhode Island Refunding Bond Auth.-Narr Bay	-
Convention Center Authority	208,320
Projected Convention Center Authority -VMA	26,528
Economic Development Corporation-Transportation(motor fuel)	58,340
Certificates of Participation -Equipment/Vehicle Leases	-
Certificates of Participation - Intake Center	-
Certificates of Participation - Attorney General	170
Certificates of Participation- DLT Howard Complex	2,865
Certificates of Participation-Shepard's Building(originally EDC)	5,710
Certificates of Participation-Howard Steam Plant	11,905
Certificates of Participation-Kent County Courthouse	33,690
Certificates of Participation-Traffic Tribunal Court Complex	13,380
Certificates of Participation-Training School	33,165
Certificates of Participation-Information Technology	4,955
Certificates of Participation-School for the Deaf	24,005
Projected Certificates of Participation-Hospital Building Consolidation	25,051
Loan Agreement-Historic Structures Tax Credit Fund	57,390
Projected Loan Agreement-Historic Structures Tax Credit Fund	131,845
Certificates of Participation-DOA Energy Conservation	4,245
Projected Certificates of Participation-URI/CCRI Energy Conservation	30,100
Projected Energy Conservation - Pastore/Zambarano	44,955
Energy Conservation - University of RI	10,705
Projected Certificates of Participation-Divison of Motor Vehicle System	1,868
RIHMFC Neighborhood Opportunities Housing Program	-
Economic Development Corporation-Masonic Temple	-
Economic Development Corporation-URI Power Plant	5,600
Economic Development Corporation- McCoy Stadium	-
Economic Development Corporation- Alpha Beta/Smithfield Col/Dow	-
Economic Development Corporation- Central Falls Detention Center	-
Subtotal	734,792
Performance Based Agreements	
Economic Development Corporation- Fidelity Building	11,600
Economic Development Corporation- Fidelity Building II	7,565
Economic Development Corporation- Fleet Bank	7,345
Subtotal	26,510
Gross Debt	1,898,509
Less: Adjustments for Agency Payments	(18,240)
Net Tax Supported Debt	1,880,269
Debt Ratios	
Personal Income	51,558,250
Debt as a percent of Personal Income	3.65%

Appendix B
Outstanding Debt and
Debt Ratios

Appendix B - Projected Unamortized Principal

Unamortized Principal Outstanding

Fiscal Year	General Obligation Bonds	1998 G.O.Variable Rate	1999 G.O.Variable Rate	Projected 2000 G.O.Variable Rate	RI Refunding Bond Authority Loan
1996	740,343,295	-	-	-	6,635,000
1997	774,622,173	-	-	-	5,275,000
1998	731,132,699	36,500,000	-	-	3,940,000
1999	753,543,576	36,500,000	-	-	2,615,000
2000	816,268,021	32,400,000	32,390,000	-	1,955,000
2001	822,484,778	-	-	31,365,000	1,300,000
2002	654,878,581	-	-	28,165,000	650,000
2003	694,933,495	-	-	27,965,000	-
2004	737,771,665	-	-	24,865,000	-
2005	778,250,422	-	-	22,665,000	-
2006	822,881,179	-	-	19,665,000	-
2007	897,118,526	-	-	16,365,000	-
2008	982,922,740	-	-	14,165,000	-
2009	1,036,189,000	-	-	-	-
2010	972,695,000	-	-	-	-
2011	908,000,000	-	-	-	-
2012	830,725,000	-	-	-	-
2013	745,190,000	-	-	-	-
2014	666,035,000	-	-	-	-
2015	590,555,000	-	-	-	-
2016	519,145,000	-	-	-	-
2017	447,710,000	-	-	-	-
2018	383,880,000	-	-	-	-
2019	324,080,000	-	-	-	-
2020	270,155,000	-	-	-	-
2021	217,150,000	-	-	-	-
2022	173,065,000	-	-	-	-
2023	128,170,000	-	-	-	-
2024	92,840,000	-	-	-	-
2025	63,500,000	-	-	-	-
2026	32,670,000	-	-	-	-
2027	15,960,000	-	-	-	-
2028	-	-	-	-	-
2029	-	-	-	-	-

Appendix B - Projected Unamortized Principal

Unamortized Principal Outstanding

Fiscal Year	RI Refunding Bond (Public Bldgs)	Intake Center Certificates of Participation	Attorney General Certificates of Participation	Shepard's Building Certificates of Participation	Master Equipment Lease
1996	215,870,000	27,040,000	4,500,000	33,680,000	1,005,000
1997	202,750,000	28,185,000	4,360,000	33,265,000	190,000
1998	184,405,000	26,895,000	4,215,000	33,620,000	-
1999	171,640,000	25,160,000	4,065,000	32,535,000	-
2000	159,210,000	23,355,000	3,905,000	31,400,000	-
2001	146,055,000	21,470,000	3,740,000	30,215,000	-
2002	132,440,000	19,500,000	2,795,000	28,820,000	-
2003	100,705,000	17,440,000	2,795,000	27,655,000	-
2004	84,730,000	15,285,000	2,795,000	26,410,000	-
2005	74,615,000	13,025,000	2,795,000	25,080,000	-
2006	60,320,000	10,655,000	2,795,000	23,655,000	-
2007	42,710,000	8,160,000	2,575,000	22,135,000	-
2008	24,235,000	5,535,000	2,230,000	20,980,000	-
2009	6,040,000	2,775,000	2,030,000	19,155,000	-
2010	-	-	1,745,000	17,245,000	-
2011	-	-	1,450,000	15,220,000	-
2012	-	-	1,145,000	13,060,000	-
2013	-	-	830,000	10,765,000	-
2014	-	-	505,000	8,320,000	-
2015	-	-	170,000	5,710,000	-
2016	-	-	-	2,940,000	-
2017	-	-	-	-	-
2018	-	-	-	-	-
2019	-	-	-	-	-
2020	-	-	-	-	-
2021	-	-	-	-	-
2022	-	-	-	-	-
2023	-	-	-	-	-
2024	-	-	-	-	-
2025	-	-	-	-	-
2026	-	-	-	-	-
2027	-	-	-	-	-
2028	-	-	-	-	-
2029	-	-	-	-	-

Appendix B - Projected Unamortized Principal

Unamortized Principal Outstanding

Fiscal Year	Depositors' Protection Corporation	Narragansett Bay Commission	Ref Bond Auth-Narr. Bay Comm.	Convention Center Authority	DLT Howard Center Building
1996	320,725,000	24,908,063	110,000	347,080,000	-
1997	312,725,000	23,906,949	90,000	341,880,000	24,000,000
1998	196,420,000	22,634,668	75,000	335,970,000	24,000,000
1999	107,990,000	21,387,552	60,000	329,665,000	24,000,000
2000	41,725,000	19,869,173	45,000	322,930,000	23,150,000
2001	-	18,459,191	30,000	315,805,000	22,265,000
2002	-	15,018,911	15,000	319,435,000	21,335,000
2003	-	13,118,982	-	310,005,000	20,365,000
2004	-	11,265,823	-	302,320,000	19,345,000
2005	-	-	-	202,855,000	18,275,000
2006	-	-	-	287,185,000	17,150,000
2007	-	-	-	279,935,000	15,970,000
2008	-	-	-	270,960,000	13,375,000
2009	-	-	-	263,800,000	12,630,000
2010	-	-	-	256,270,000	11,200,000
2011	-	-	-	247,610,000	9,695,000
2012	-	-	-	238,500,000	8,115,000
2013	-	-	-	228,930,000	6,455,000
2014	-	-	-	218,870,000	4,705,000
2015	-	-	-	208,320,000	2,865,000
2016	-	-	-	197,225,000	930,000
2017	-	-	-	185,580,000	-
2018	-	-	-	173,350,000	-
2019	-	-	-	160,505,000	-
2020	-	-	-	147,015,000	-
2021	-	-	-	132,835,000	-
2022	-	-	-	117,925,000	-
2023	-	-	-	102,245,000	-
2024	-	-	-	85,760,000	-
2025	-	-	-	68,390,000	-
2026	-	-	-	50,090,000	-
2027	-	-	-	30,775,000	-
2028	-	-	-	26,460,000	-
2029	-	-	-	21,885,000	-

Appendix B - Projected Unamortized Principal

Unamortized Principal Outstanding

Fiscal Year	URI Power Plant	MHRH Power Plant	Pastore Center Telecom.	E-911 Phase 1	Center General (DLT)Furniture
1996	-	-	-	-	-
1997	-	-	-	-	-
1998	-	-	-	-	-
1999	16,395,000	-	-	-	-
2000	16,395,000	-	3,500,000	1,398,000	1,550,000
2001	15,859,000	28,180,000	2,800,000	1,110,000	1,240,000
2002	15,304,000	23,440,000	2,100,000	830,000	930,000
2003	14,729,000	23,440,000	1,400,000	550,000	620,000
2004	14,134,000	23,440,000	700,000	275,000	310,000
2005	13,514,000	23,440,000			
2006	12,869,000	23,440,000			
2007	12,194,000	22,360,000			
2008	11,494,000	22,160,000			
2009	10,759,000	21,035,000			
2010	9,995,000	19,650,000			
2011	9,195,000	18,220,000			
2012	8,360,000	16,735,000			
2013	7,485,000	15,185,000			
2014	6,565,000	13,580,000			
2015	5,600,000	11,905,000			
2016	4,585,000	10,145,000			
2017	3,520,000	8,295,000			
2018	-	6,355,000			
2019	-	4,325,000			
2020	-	2,205,000			
2021	-	-			
2022	-	-			
2023	-	-			
2024	-	-			
2025	-	-			
2026	-	-			
2027	-	-			
2028	-	-			
2029	-	-			

Appendix B - Projected Unamortized Principal

Unamortized Principal Outstanding

Fiscal Year	NOP/ Travelers Aid	Information Technology	Kent County Courthouse	Training School	Traffic Tribunal
1996	-	-	-	-	-
1997	-	-	-	-	-
1998	-	-	-	-	-
1999	-	-	-	-	-
2000	-	-	-	-	-
2001	-	-	-	-	-
2002	12,550,000	-	-	-	-
2003	12,550,000	-	-	-	-
2004	12,550,000	-	-	-	-
2005	13,060,000	-	58,910,000	51,985,000	21,565,000
2006	18,754,000	-	56,685,000	51,985,000	21,565,000
2007	15,502,000	23,490,000	54,405,000	50,205,000	20,765,000
2008	18,152,000	21,000,000	52,075,000	48,370,000	19,940,000
2009	13,179,000	30,500,000	49,690,000	46,470,000	19,090,000
2010	8,450,000	25,935,000	47,240,000	44,500,000	18,215,000
2011	3,485,000	21,390,000	44,715,000	42,450,000	17,310,000
2012	-	16,795,000	42,110,000	40,290,000	16,380,000
2013	-	12,310,000	39,410,000	38,030,000	15,415,000
2014	-	8,545,000	36,610,000	35,660,000	14,415,000
2015	-	4,955,000	33,690,000	33,165,000	13,380,000
2016	-	1,565,000	30,630,000	30,545,000	12,305,000
2017	-	-	27,425,000	27,790,000	11,180,000
2018	-	-	24,065,000	24,890,000	9,995,000
2019	-	-	20,535,000	21,845,000	8,760,000
2020	-	-	16,825,000	18,645,000	7,470,000
2021	-	-	12,925,000	15,280,000	6,115,000
2022	-	-	8,825,000	11,740,000	4,695,000
2023	-	-	4,515,000	8,020,000	3,205,000
2024	-	-	-	4,110,000	1,640,000
2025	-	-	-	-	-
2026	-	-	-	-	-
2027	-	-	-	-	-
2028	-	-	-	-	-
2029	-	-	-	-	-

Appendix B - Projected Unamortized Principal

Unamortized Principal Outstanding

Fiscal Year	Masonic Temple HSTC	URI Energy Conservation	DOA Energy Conservation	Motor Fuel Transportation	Vehicles/ Rolling Stock
1996	-	-	-	-	-
1997	-	-	-	-	-
1998	-	-	-	-	-
1999	-	-	-	-	-
2000	-	-	-	-	3,395,000
2001	-	-	-	-	5,865,000
2002	-	-	-	-	4,135,000
2003	-	-	-	-	6,295,000
2004	-	-	-	47,405,000	3,895,000
2005	-	-	-	42,255,000	9,505,000
2006	-	-	-	79,920,000	13,580,000
2007	14,280,000	6,735,000	6,000,000	76,290,000	19,790,000
2008	9,775,000	6,735,000	6,000,000	72,560,000	14,395,000
2009	5,030,000	18,090,000	5,830,000	81,125,000	9,400,000
2010	-	17,385,000	5,635,000	77,645,000	5,425,000
2011	-	16,205,000	5,415,000	74,060,000	3,505,000
2012	-	14,955,000	5,165,000	70,350,000	1,570,000
2013	-	13,625,000	4,890,000	66,510,000	405,000
2014	-	12,210,000	4,585,000	62,525,000	-
2015	-	10,705,000	4,245,000	58,340,000	-
2016	-	9,100,000	3,870,000	53,965,000	-
2017	-	7,390,000	3,455,000	49,765,000	-
2018	-	5,565,000	3,000,000	45,375,000	-
2019	-	3,605,000	2,500,000	40,800,000	-
2020	-	1,510,000	1,955,000	36,015,000	-
2021	-	-	1,360,000	31,000,000	-
2022	-	-	710,000	25,745,000	-
2023	-	-	-	20,230,000	-
2024	-	-	-	14,450,000	-
2025	-	-	-	8,840,000	-
2026	-	-	-	2,935,000	-
2027	-	-	-	-	-
2028	-	-	-	-	-
2029	-	-	-	-	-

Appendix B - Projected Unamortized Principal

Unamortized Principal Outstanding

Fiscal Year	School for the Deaf	Historic Structures Tax Credit Fund
1996	-	-
1997	-	-
1998	-	-
1999	-	-
2000	-	-
2001	-	-
2002	-	-
2003	-	-
2004	-	-
2005	-	-
2006	-	-
2007	-	-
2008	-	-
2009	30,425,000	150,000,000
2010	29,500,000	135,195,000
2011	28,470,000	120,820,000
2012	27,410,000	105,990,000
2013	26,320,000	90,575,000
2014	25,185,000	74,400,000
2015	24,005,000	57,390,000
2016	22,775,000	39,460,000
2017	21,495,000	20,355,000
2018	20,165,000	-
2019	18,775,000	-
2020	17,320,000	-
2021	15,775,000	-
2022	14,135,000	-
2023	12,415,000	-
2024	10,605,000	-
2025	8,700,000	-
2026	6,695,000	-
2027	4,580,000	-
2028	2,350,000	-
2029	-	-

Appendix B - Projected Unamortized Principal

Unamortized Principal Outstanding

Fiscal Year	Rhode Island Economic Development Corporation			
	Central Falls Detention Center	Alpha Beta	Collaborative	McCoy Stadium
1996	29,574,000	29,700,000	-	-
1997	29,274,000	29,380,000	-	-
1998	28,949,000	29,040,000	-	11,825,000
1999	-	28,675,000	-	11,105,000
2000	-	-	25,000,000	10,360,000
2001	-	-	25,000,000	9,585,000
2002	-	-	25,000,000	8,780,000
2003	-	-	25,000,000	7,945,000
2004	-	-	25,000,000	7,080,000
2005	-	-	24,541,822	6,180,000
2006	-	-	-	5,245,000
2007	-	-	-	4,275,000
2008	-	-	-	3,265,000
2009	-	-	-	2,220,000
2010	-	-	-	1,130,000
2011	-	-	-	-
2012	-	-	-	-
2013	-	-	-	-
2014	-	-	-	-
2015	-	-	-	-
2016	-	-	-	-
2017	-	-	-	-
2018	-	-	-	-
2019	-	-	-	-
2020	-	-	-	-
2021	-	-	-	-
2022	-	-	-	-
2023	-	-	-	-
2024	-	-	-	-
2025	-	-	-	-
2026	-	-	-	-
2027	-	-	-	-
2028	-	-	-	-
2029	-	-	-	-

Appendix B - Projected Unamortized Principal

Projected Unamortized Principal Outstanding

Fiscal Year	Projected G.O.Issuance	DMV Technology Project	Convention Center for Veterans Auditorium	Projected State Energy-Pastore/Zam
1996	-	-	-	-
1997	-	-	-	-
1998	-	-	-	-
1999	-	-	-	-
2000	-	-	-	-
2001	-	-	-	-
2002	-	-	-	-
2003	-	-	-	-
2004	-	-	-	-
2005	-	-	-	-
2006	-	-	-	-
2007	-	-	-	-
2008	-	-	-	-
2009	-	-	-	-
2010	90,465,000	10,065,933	29,750,000	20,000,000
2011	192,502,723	8,567,333	29,750,000	52,442,734
2012	286,216,860	7,001,296	29,024,310	50,718,251
2013	376,592,445	5,364,788	28,247,823	48,898,922
2014	463,462,551	3,654,636	27,416,981	46,979,530
2015	546,651,903	1,867,528	26,527,980	44,954,571
2016	625,976,464	--	25,576,749	42,818,239
2017	701,242,995	--	24,558,932	40,564,409
2018	772,248,593	--	23,469,867	38,186,619
2019	838,780,213	-	22,304,569	35,678,050
2020	900,614,155	-	21,057,699	33,031,509
2021	957,515,535	-	19,723,548	30,239,409
2022	1,009,237,726	-	18,296,007	27,293,744
2023	1,055,521,767	-	16,768,538	24,186,067
2024	1,096,095,752	-	15,134,146	20,907,467
2025	1,130,674,177	-	13,385,347	17,448,545
2026	1,158,957,265	-	11,514,132	13,799,382
2027	1,180,630,248	-	-	9,949,515
2028	1,195,362,622	-	-	5,264,904
2029	1,202,807,356	-	-	-

Appendix B - Projected Unamortized Principal

Fiscal Year	Projected State Hospital Building Consolidation At Pastore Campus	Project Projected Higher Ed Energy-URI/CCRI	Projected Historic Structures Tax Credit Fund
1996	-	-	-
1997	-	-	-
1998	-	-	-
1999	-	-	-
2000	-	-	-
2001	-	-	-
2002	-	-	-
2003	-	-	-
2004	-	-	-
2005	-	-	-
2006	-	-	-
2007	-	-	-
2008	-	-	-
2009	-	-	-
2010	-	-	-
2011	28,970,000	37,335,000	75,000,000
2012	28,067,583	35,668,903	197,264,874
2013	27,115,533	33,911,171	179,906,902
2014	26,111,120	32,056,764	156,576,034
2015	25,051,464	30,100,364	131,845,314
2016	23,933,528	28,036,363	105,630,751
2017	22,754,105	25,858,841	77,843,314
2018	21,509,813	23,561,556	48,388,631
2019	20,197,086	21,137,919	-
2020	18,812,159	18,580,983	-
2021	17,351,060	15,883,416	-
2022	15,809,602	13,037,482	-
2023	14,183,362	10,035,022	-
2024	12,467,680	6,867,426	-
2025	10,657,636	3,525,613	-
2026	8,748,038	(0)	-
2027	6,733,413		-
2028	4,607,984		-
2029	2,365,656		-

Appendix B - Projected Unamortized Principal

Net Tax Supported Debt and Other Obligations Outstanding - (Excluding Performance Based Agreements)

Fiscal Year	Total All Outstanding and Projected Unamortized Principal	Adjustment for Agency Payments*	Total All Unamortized Principal Outstanding and Projected
1996	1,812,170,358	(115,292,063)	1,696,878,295
1997	1,840,903,123	(113,650,949)	1,727,252,174
1998	1,669,621,369	(80,698,668)	1,588,922,701
1999	1,565,336,130	(37,842,552)	1,527,493,578
2000	1,570,200,196	(61,309,173)	1,508,891,023
2001	1,502,827,971	(59,348,191)	1,443,479,780
2002	1,316,121,494	(55,337,911)	1,260,783,583
2003	1,307,511,479	(52,847,982)	1,254,663,497
2004	1,359,576,490	(50,399,823)	1,309,176,667
2005	1,402,516,246	(38,055,822)	1,364,460,424
2006	1,528,349,181	(12,869,000)	1,515,480,181
2007	1,611,259,528	(12,194,000)	1,599,065,528
2008	1,640,323,742	(11,494,000)	1,628,829,742
2009	1,835,462,002	(10,759,000)	1,824,703,002
2010	1,855,335,935	(9,995,000)	1,845,340,935
2011	2,011,782,792	(9,195,000)	2,002,587,792
2012	2,091,617,080	(8,360,000)	2,083,257,080
2013	2,022,367,585	(7,485,000)	2,014,882,585
2014	1,948,972,617	(6,565,000)	1,942,407,617
2015	1,871,999,127	(5,600,000)	1,866,399,127
2016	1,791,157,096	(4,585,000)	1,786,572,096
2017	1,706,782,598	(3,520,000)	1,703,262,598
2018	1,624,005,082	-	1,624,005,082
2019	1,543,827,839	-	1,543,827,839
2020	1,511,211,507	-	1,511,211,507
2021	1,473,152,971	-	1,473,152,971
2022	1,440,514,562	-	1,440,514,562
2023	1,399,494,758	-	1,399,494,758
2024	1,360,877,474	-	1,360,877,474
2025	1,325,121,319	-	1,325,121,319
2026	1,285,408,819	-	1,285,408,819
2027	1,258,140,110	-	1,258,140,110
2028	1,241,415,089	-	1,241,415,089
2029	1,234,838,179	--	1,232,135,272

*Reflects a reduction for bonds outstanding of the Narragansett Bay Commission (including former Blackstone Valley debt), Turnpike and Bridge Authority, EDC's Alpha Beta Corporation, Central Falls Detention Facility. FY 1996 and FY1997 include \$31 million of bonds of the Rhode Island Turnpike and Bridge Authority that were refunded in FY 1998 and are no longer guaranteed. FY 1996, FY 1997, FY 1998 reflect obligations of EDC for Central Falls Detention Facility which were refunded in FY 1999 by the CFDC Corporation and are no longer an obligation of the EDC. For FY1996-FY1998 reflects Alpha Beta. In FY1999, no offset is provided for Alpha Beta as revenues were not sufficient to pay the debt, which was fully repaid in FY2000 with proceeds from the sale of the building and net \$5.5 million of state funds.

Appendix B - Projected Unamortized Principal

Performance Based Agreements *

Fiscal Year	Rhode Island Economic Development Corporation			Total Performance Based
	Fidelity I	Fidelity II	Fleet	
1996	25,000,000	-	-	25,000,000
1997	25,000,000	-	-	25,000,000
1998	25,000,000	-	11,000,000	36,000,000
1999	25,000,000	-	10,890,000	35,890,000
2000	24,579,000	-	10,770,000	35,349,000
2001	24,116,000	-	10,640,000	34,756,000
2002	23,615,000	10,000,000	10,500,000	44,115,000
2003	23,071,240	10,000,000	10,350,000	43,421,240
2004	22,486,634	10,000,000	10,190,000	42,676,634
2005	21,847,451	10,000,000	10,015,000	41,862,451
2006	21,154,249	10,000,000	9,830,000	40,984,249
2007	20,402,462	10,000,000	9,630,000	40,032,462
2008	19,591,677	9,765,782	9,415,000	38,772,459
2009	18,707,829	9,514,298	9,180,000	37,402,127
2010	17,749,284	9,244,279	8,925,000	35,918,563
2011	16,709,729	8,954,357	8,655,000	34,319,086
2012	15,585,984	8,643,065	8,360,000	32,589,049
2013	14,363,600	8,308,827	8,045,000	30,717,427
2014	13,037,909	7,949,953	7,710,000	28,697,862
2015	11,600,179	7,564,626	7,345,000	26,509,805
2016	10,043,400	7,150,896	6,950,000	24,144,296
2017	8,352,592	6,706,670	6,525,000	21,584,262
2018	6,518,887	6,229,700	6,070,000	18,818,587
2019	4,530,209	5,717,572	5,580,000	15,827,781
2020	2,374,248	5,167,695	5,050,000	12,591,943
2021	-	4,577,285	4,480,000	9,057,285
2022	-	3,943,357	3,865,000	7,808,357
2023	-	3,262,702	3,205,000	6,467,702
2024	-	2,531,875	2,490,000	5,021,875
2025	-	1,747,178	1,720,000	3,467,178
2026	-	904,641	895,000	1,799,641
2027	-	-	-	-
2028	-	-	-	-
2029	-	-	-	-

* Under these agreements, the State will appropriate general revenue funds in accordance with the underlying agreements. For Fidelity and Providence Mall, the State's goal is to have the entities achieve full state payment of the maximum payment allowed, which is the approximate debt service reflected. For the Fleet transaction, only a portion of the debt issued is associated with the job rent credits which can be earned, or 31% of the total debt service on the bonds. Of the \$11 million of bonds issued, the State's obligation to pay job rent credits relates only to \$3.4 million, or 31%. Fleet will pay at least 79%.

Appendix B - Projected Unamortized Principal

Net Tax Supported Debt and Other Obligations Outstanding - (Including Performance Based Agreements)

Fiscal Year	Total All Outstanding and Projected Unamortized Principal	Adjustment for Agency Payments*	Total All Unamortized Principal Outstanding and Projected
1996	1,837,170,358	(115,292,063)	1,721,878,295
1997	1,865,903,123	(113,650,949)	1,752,252,174
1998	1,705,621,369	(88,299,668)	1,617,321,701
1999	1,601,226,130	(45,367,542)	1,555,858,588
2000	1,605,549,196	(68,751,243)	1,536,797,953
2001	1,537,583,971	(66,700,431)	1,470,883,540
2002	1,360,236,494	(72,593,411)	1,287,643,083
2003	1,350,932,719	(69,999,832)	1,280,932,887
2004	1,402,253,124	(67,441,113)	1,334,812,011
2005	1,444,378,697	(54,976,187)	1,389,402,510
2006	1,569,333,430	(29,661,530)	1,539,671,900
2007	1,651,291,990	(28,848,330)	1,622,443,660
2008	1,679,096,201	(27,765,547)	1,651,330,654
2009	1,872,864,129	(26,616,678)	1,846,247,451
2010	1,891,254,498	(25,406,454)	1,865,848,044
2011	2,046,101,878	(24,129,962)	2,021,971,916
2012	2,124,206,129	(22,779,825)	2,101,426,304
2013	2,053,085,012	(21,352,922)	2,031,732,090
2014	1,977,670,479	(19,842,563)	1,957,827,916
2015	1,898,508,932	(18,240,021)	1,880,268,911
2016	1,815,301,392	(16,538,346)	1,798,763,046
2017	1,728,366,860	(14,735,445)	1,713,631,415
2018	1,642,823,669	(10,424,070)	1,632,399,599
2019	1,559,655,620	(9,573,352)	1,550,082,268
2020	1,523,803,450	(8,657,245)	1,515,146,205
2021	1,482,210,256	(7,672,965)	1,474,537,291
2022	1,448,322,919	(6,614,072)	1,441,708,847
2023	1,405,962,460	(5,477,357)	1,400,485,103
2024	1,365,899,349	(4,252,465)	1,361,646,884
2025	1,328,588,497	(2,935,698)	1,325,652,799
2026	1,287,208,460	(1,523,086)	1,285,685,374
2027	1,258,140,110	-	1,258,140,110
2028	1,241,415,089	-	1,241,415,089
2029	1,234,838,179	-	1,234,838,179

*Reflects offsets shown in "Net Tax Supported Debt (Excluding Performance Based Agreements) and an additional 79% of the principal balance on the Fleet Performance Based Obligation, which will be paid by Fleet.

Appendix B

Debt Service as a Percent of General Revenues

Fiscal Year	General Revenues(1)	Dedicated Gas Tax(2)	Adjusted General Revenues	Net Tax Supported Debt Service(3)	Debt Ratio
2010	2,976,341,304	136,012,500	3,112,353,804	218,231,728	7.01%
2011	2,849,069,421	136,825,000	2,985,894,421	219,126,960	7.34%
2012	3,254,230,906	136,825,000	3,391,055,906	254,332,889	7.50%
2013	3,378,141,988	136,825,000	3,514,966,988	274,480,436	7.81%
2014	3,492,688,651	136,825,000	3,629,513,651	277,921,119	7.66%
2015	3,654,257,641	136,825,000	3,791,082,641	278,124,942	7.34%

(1) Reflects general revenues as recommended for FY 2010 and FY2011, and estimates contained in the Five Year Forecast..

(2) Reflects estimated yield on 32.5 cents of gas tax dedicated to transportation purposes as proposed in the Governor's FY2011 budget.

(3) Reflects debt service savings from defeasance of general obligation bonds and COPS shown in Appendix D.

Appendix B

Net Tax Supported Debt as a Percent of Personal Income

Fiscal Year	Personal Income	Net Tax Supported Debt(2)	Debt Ratio
1996	24,271,500,000	1,721,878,295	7.09%
1997	25,646,000,000	1,752,252,174	6.83%
1998	27,190,000,000	1,617,321,701	5.95%
1999	28,210,824,000	1,555,858,588	5.52%
2000	29,714,750,000	1,536,797,953	5.17%
2001	31,527,250,000	1,470,883,540	4.67%
2002	32,767,677,000	1,287,643,083	3.93%
2003	33,747,431,000	1,280,932,887	3.80%
2004	35,816,500,000	1,334,812,011	3.73%
2005	37,627,250,000	1,389,402,510	3.69%
2006	38,839,898,000	1,539,671,900	3.96%
2007	41,170,291,880	1,622,443,660	3.94%
2008	42,708,652,772	1,651,330,654	3.87%
2009	43,278,783,391	1,846,247,451	4.27%
2010	43,310,517,500	1,865,848,044	4.31%
2011	43,909,342,500	2,021,971,916	4.60%
2012	45,276,195,000	2,101,426,304	4.64%
2013	47,392,095,000	2,031,732,090	4.29%
2014	49,587,565,000	1,957,827,916	3.95%
2015	51,558,250,000	1,880,268,911	3.65%

(1) Including Performance Based Agreements; reflects reduction in debt from defeasance of general obligation bonds and certificates of participation in FY2002 shown in Appendix D.

This page was intentionally left blank.

Appendix C
Debt Service Payable
By Issuer

Appendix C

Outstanding Debt Service Payments - General Obligation Bonds

Fiscal Year	Principal(1)	Interest	Total Debt Service	Less: Offsets from escrow	Net Debt Service
2010	63,494,000	49,449,450	112,943,450	-	112,943,450
2011	64,695,000	45,954,662	110,649,662	-	110,649,662
2012	77,275,000	42,706,242	119,981,242	-	119,981,242
2013	85,535,000	38,607,265	124,142,265	-	124,142,265
2014	79,155,000	34,620,118	113,775,118	-	113,775,118
2015	75,480,000	30,754,639	106,234,639	-	106,234,639
2016	71,410,000	27,174,351	98,584,351	-	98,584,351
2017	71,435,000	23,633,711	95,068,711	-	95,068,711
2018	63,830,000	20,350,663	84,180,663	-	84,180,663
2019	59,800,000	17,278,276	77,078,276	-	77,078,276
2020	53,925,000	14,616,231	68,541,231	-	68,541,231
2021	53,005,000	12,163,514	65,168,514	-	65,168,514
2022	44,085,000	9,894,753	53,979,753	-	53,979,753
2023	44,895,000	7,816,116	52,711,116	-	52,711,116
2024	35,330,000	5,822,179	41,152,179	-	41,152,179
2025	29,340,000	4,042,125	33,382,125	-	33,382,125
2026	30,830,000	2,566,283	33,396,283	-	33,396,283
2027	16,710,000	1,393,626	18,103,626	-	18,103,626
2028	15,960,000	579,988	16,539,988	-	16,539,988
	1,036,189,000	389,424,190	1,425,613,190	- -	1,425,613,190

Appendix C

**Outstanding Debt Service Payments -
RI Refunding Bond Authority(formerly Public Building Authority)**

Fiscal Year	Principal	Interest	Total Gross Debt Service	Less: Offsets to Lease	Net PBA Lease Payment
2010	6,040,000	317,100	6,357,100	-	6,357,100
2011	-	-	-	-	-
2012	-	-	-	-	-
2013	-	-	-	-	-
2014	-	-	-	-	-
2015	-	-	-	-	-
2016	-	-	-	-	-
2017	-	-	-	-	-
2018	-	-	-	-	-
2019	-	-	-	-	-
2020	-	-	-	-	-
2021	-	-	-	-	-
2022	-	-	-	-	-
2023	-	-	-	-	-
2024	-	-	-	-	-
2025	-	-	-	-	-
2026	-	-	-	-	-
2027	-	-	-	-	-
	6,040,000	317,100	6,357,100	-	6,357,100

Appendix C

Outstanding Debt Service Payments - Intake Service Center Certificates of Participation

Fiscal Year	Principal	Interest	Total Gross Debt Service	Less: Offsets to Lease	Net Lease Payment
2010	2,775,000	72,844	2,847,844	(1,587,200)	1,260,644
2011	-	-	-	-	-
2012	-	-	-	-	-
2013	-	-	-	-	-
2014	-	-	-	-	-
2015	-	-	-	-	-
2016	-	-	-	-	-
2017	-	-	-	-	-
2018	-	-	-	-	-
2019	-	-	-	-	-
2020	-	-	-	-	-
2021	-	-	-	-	-
2022	-	-	-	-	-
2023	-	-	-	-	-
2024	-	-	-	-	-
2025	-	-	-	-	-
2026	-	-	-	-	-
2027	-	-	-	-	-
	2,775,000	72,844	2,847,844	(1,587,200)	1,260,644

1) Reflects defeasance of \$3,875,000 of COPS in June 2002.

Appendix C

Outstanding Debt Service Payments - Attorney General Certificates of Participation

Fiscal Year	Principal	Interest	Total Debt Service	Less: Offsets to Lease	Total Net Lease Payment
2010	285,000	64,938	349,938	-	349,938
2011	295,000	55,368	350,368	-	350,368
2012	305,000	45,467	350,467	-	350,467
2013	315,000	35,080	350,080	-	350,080
2014	325,000	24,037	349,037	-	349,037
2015	335,000	12,320	347,320	-	347,320
2016	170,000	3,145	173,145	-	173,145
2017	-	-	-	-	-
2018	-	-	-	-	-
2019	-	-	-	-	-
2020	-	-	-	-	-
2021	-	-	-	-	-
2022	-	-	-	-	-
2023	-	-	-	-	-
2024	-	-	-	-	-
2025	-	-	-	-	-
2026	-	-	-	-	-
2027	-	-	-	-	-
	2,030,000	240,355	2,270,355	0	2,270,355

1) Reflects defeasance of \$775,000 of COPS in June 2002.

Appendix C

Outstanding Debt Service Payments - Shepard's Building - Certificates of Participation

Fiscal Year	Principal	Interest	Total Net Debt Service Payment
2010	1,910,000	893,765	2,803,765
2011	2,025,000	811,625	2,836,625
2012	2,160,000	707,000	2,867,000
2013	2,295,000	595,625	2,890,625
2014	2,445,000	477,125	2,922,125
2015	2,610,000	350,750	2,960,750
2016	2,770,000	216,250	2,986,250
2017	2,940,000	73,500	3,013,500
2018	-	-	-
2019	-	-	-
2020	-	-	-
2021	-	-	-
2022	-	-	-
2023	-	-	-
2024	-	-	-
2025	-	-	-
2026	-	-	-
2027	-	-	-
	19,155,000	4,125,640	23,280,640

Appendix C

Outstanding Debt Service Payments - Convention Center Authority

Fiscal Year	Principal	Interest	Total Net Debt Service Payment	Less: (Offsets) or Other Lease Payments	Total Net Lease Payment
2010	7,530,000	14,853,098	22,383,098	1,964,795	24,347,893
2011	8,660,000	14,470,337	23,130,337	0	23,130,337
2012	9,110,000	14,030,282	23,140,282	0	23,140,282
2013	9,570,000	13,565,199	23,135,199	0	23,135,199
2014	10,060,000	13,075,113	23,135,113	0	23,135,113
2015	10,550,000	12,534,876	23,084,876	0	23,084,876
2016	11,095,000	11,982,887	23,077,887	0	23,077,887
2017	11,645,000	11,424,182	23,069,182	0	23,069,182
2018	12,230,000	10,836,184	23,066,184	0	23,066,184
2019	12,845,000	10,215,095	23,060,095	0	23,060,095
2020	13,490,000	9,560,457	23,050,457	0	23,050,457
2021	14,180,000	8,863,483	23,043,483	0	23,043,483
2022	14,910,000	8,128,412	23,038,412	0	23,038,412
2023	15,680,000	7,351,651	23,031,651	0	23,031,651
2024	16,485,000	6,534,485	23,019,485	0	23,019,485
2025	17,370,000	5,642,386	23,012,386	0	23,012,386
2026	18,300,000	4,702,225	23,002,225	0	23,002,225
2027	19,315,000	3,675,373	22,990,373	0	22,990,373
2028	4,315,000	2,591,477	6,906,477	0	6,906,477
2029	4,575,000	2,331,282	6,906,282	0	6,906,282
2030	4,850,000	2,054,037	6,904,037	0	6,904,037
2031	5,145,000	1,760,127	6,905,127	0	6,905,127
2032	5,460,000	1,448,340	6,908,340	0	6,908,340
2033	5,790,000	1,117,464	6,907,464	0	6,907,464
2034	6,140,000	766,590	6,906,590	0	6,906,590
2035	6,510,000	394,506	6,904,506	0	6,904,506
	275,810,000	193,909,542	469,719,542	1,964,795	471,684,337

Debt service reflects execution of a refunding in March 2009

Appendix C

Outstanding Debt Service Payments- Center General Project - Certificates of Participation

Fiscal Year	Principal	Interest	Total Projected Lease Payment	Less: Capitalized Interest & Debt Service Reserve	Net Lease Payment
2010	1,430,000	584,125	2,014,125	-	2,014,125
2011	1,505,000	510,750	2,015,750	-	2,015,750
2012	1,580,000	433,625	2,013,625	-	2,013,625
2013	1,660,000	352,625	2,012,625	-	2,012,625
2014	1,750,000	267,375	2,017,375	-	2,017,375
2015	1,840,000	177,625	2,017,625	-	2,017,625
2016	1,935,000	83,250	2,018,250	-	2,018,250
2017	930,000	17,437	947,437	-	947,437
2018	-	-	-	-	-
2019	-	-	-	-	-
2020	-	-	-	-	-
2021	-	-	-	-	-
2022	-	-	-	-	-
2023	-	-	-	-	-
2024	-	-	-	-	-
2025	-	-	-	-	-
2026	-	-	-	-	-
2027	-	-	-	-	-
	12,630,000	2,426,812	15,056,812	0	15,056,812

* A significant portion of the lease will be funded by the federal government.

Appendix C

Outstanding Debt Service Payments Pastore Center - Power Plant Certificates of Participation

Fiscal Year	Principal	Interest	Total Debt Service	Less: Offsets	Total Net Debt Service Payment
2010	1,385,000	870,405	2,255,405	-	2,255,405
2011	1,430,000	823,958	2,253,958	-	2,253,958
2012	1,485,000	765,150	2,250,150	-	2,250,150
2013	1,550,000	703,587	2,253,587	-	2,253,587
2014	1,605,000	649,150	2,254,150	-	2,254,150
2015	1,675,000	579,187	2,254,187	-	2,254,187
2016	1,760,000	493,313	2,253,313	-	2,253,313
2017	1,850,000	403,063	2,253,063	-	2,253,063
2018	1,940,000	315,656	2,255,656	-	2,255,656
2019	2,030,000	223,750	2,253,750	-	2,253,750
2020	2,120,000	130,600	2,250,600	-	2,250,600
2021	2,205,000	44,100	2,249,100	-	2,249,100
2022	-	-	-	-	-
2023	-	-	-	-	-
2024	-	-	-	-	-
2025	-	-	-	-	-
2026	-	-	-	-	-
2027	-	-	-	-	-
	21,035,000	6,001,919	27,036,919	-	27,036,919

1) Reflects defeasance of \$3,875,000 of COPS in June 2002.

Appendix C

Outstanding Debt Service Payments Kent Count Courthouse

Fiscal Year	Principal	Interest *	Total Projected Debt Service	Less: Offsets	Total Debt Service
2010	2,450,000	2,167,955	4,617,955		4,617,955
2011	2,525,000	2,093,905	4,618,905		4,618,905
2012	2,605,000	2,012,436	4,617,436		4,617,436
2013	2,700,000	1,920,279	4,620,279		4,620,279
2014	2,800,000	1,818,283	4,618,283		4,618,283
2015	2,920,000	1,699,361	4,619,361		4,619,361
2016	3,060,000	1,559,186	4,619,186		4,619,186
2017	3,205,000	1,412,988	4,617,988		4,617,988
2018	3,360,000	1,258,350	4,618,350		4,618,350
2019	3,530,000	1,088,462	4,618,462		4,618,462
2020	3,710,000	908,086	4,618,086		4,618,086
2021	3,900,000	718,706	4,618,706		4,618,706
2022	4,100,000	519,176	4,619,176		4,619,176
2023	4,310,000	309,926	4,619,926		4,619,926
2024	4,515,000	101,588	4,616,588		4,616,588
2025	-	-	-		0
2026	-	-	-		0
2027	-	-	-		0
	49,690,000	19,588,687	69,278,687	-	69,278,687

Appendix C

Outstanding Debt Service Payments- Juvenile Training School

Fiscal Year	Principal	Interest *	Total Projected Debt Service
2010	1,970,000	2,243,250	4,213,250
2011	2,050,000	2,162,450	4,212,450
2012	2,160,000	2,057,200	4,217,200
2013	2,260,000	1,952,350	4,212,350
2014	2,370,000	1,842,250	4,212,250
2015	2,495,000	1,720,625	4,215,625
2016	2,620,000	1,592,750	4,212,750
2017	2,755,000	1,458,375	4,213,375
2018	2,900,000	1,317,000	4,217,000
2019	3,045,000	1,168,375	4,213,375
2020	3,200,000	1,012,250	4,212,250
2021	3,365,000	848,125	4,213,125
2022	3,540,000	675,500	4,215,500
2023	3,720,000	494,000	4,214,000
2024	3,910,000	303,250	4,213,250
2025	4,110,000	102,750	4,212,750
2026	-	-	-
2027	-	-	-
	46,470,000	20,950,500	67,420,500

Appendix C

Outstanding Debt Service Payments- Traffic Tribunal Court Complex

Fiscal Year	Principal	Interest *	Total Projected Debt Service	Total Debt Service
2010	875,000	801,617	1,676,617	1,676,617
2011	905,000	774,351	1,679,351	1,679,351
2012	930,000	744,517	1,674,517	1,674,517
2013	965,000	711,936	1,676,936	1,676,936
2014	1,000,000	677,049	1,677,049	1,677,049
2015	1,035,000	639,680	1,674,680	1,674,680
2016	1,075,000	599,487	1,674,487	1,674,487
2017	1,125,000	550,812	1,675,812	1,675,812
2018	1,185,000	493,861	1,678,861	1,678,861
2019	1,235,000	440,062	1,675,062	1,675,062
2020	1,290,000	384,562	1,674,562	1,674,562
2021	1,355,000	321,440	1,676,440	1,676,440
2022	1,420,000	255,455	1,675,455	1,675,455
2023	1,490,000	186,502	1,676,502	1,676,502
2024	1,565,000	114,206	1,679,206	1,679,206
2025	1,640,000	38,600	1,678,600	1,678,600
2026	-	-	-	-
2027	-	-	-	-
	19,090,000	7,734,137	26,824,137	26,824,137

Appendix C

Outstanding Debt Service Payments on EDC- Transportation Motor Fuel Bonds

Fiscal Year	Principal	Interest	Total Debt Service	Less: Offsets(1)	Excess Two Cents of Gas Tax held by Trustee(2)	Total Net Debt Service Payment(3)
2010	3,480,000	3,667,121	7,147,121	(86,603)	1,309,481	8,370,000
2011	3,585,000	3,560,671	7,145,671	(86,603)	1,360,931	8,420,000
2012	3,710,000	3,439,171	7,149,171	(86,603)	1,357,431	8,420,000
2013	3,840,000	3,304,303	7,144,303	(86,603)	1,362,300	8,420,000
2014	3,985,000	3,161,615	7,146,615	(86,603)	1,359,988	8,420,000
2015	4,185,000	3,006,309	7,191,309	(86,603)	1,315,294	8,420,000
2016	4,375,000	2,838,909	7,213,909	(86,603)	1,292,694	8,420,000
2017	4,200,000	2,660,740	6,860,740	(86,603)	1,645,863	8,420,000
2018	4,390,000	2,469,490	6,859,490	(86,603)	1,647,113	8,420,000
2019	4,575,000	2,287,940	6,862,940	(86,603)	1,643,663	8,420,000
2020	4,785,000	2,074,440	6,859,440	(86,603)	1,647,163	8,420,000
2021	5,015,000	1,845,515	6,860,515	(86,603)	1,646,088	8,420,000
2022	5,255,000	1,605,704	6,860,704	(86,603)	1,645,899	8,420,000
2023	5,515,000	1,347,660	6,862,660	(86,603)	1,643,943	8,420,000
2024	5,780,000	1,080,385	6,860,385	(86,603)	1,646,218	8,420,000
2025	5,610,000	774,785	6,384,785	(86,603)	2,121,818	8,420,000
2026	5,905,000	480,935	6,385,935	(2,980,366)	5,014,431	8,420,000
2027	2,935,000	169,038	3,104,038	(3,104,038)	-	(0)
	81,125,000	39,774,730	120,899,730	(7,470,044)	29,660,313	143,090,000

1) Reflects debt service reserve fund and interest thereon.

2) Budget reflects dedication of two cent of gas tax to trustee for motor fuel bonds. Two later series are also to be funded from this gas tax dedication. Amount shown is amount payable on bonds, but bond documents covenant full two cents flows to Trustee for coverage purposes. Assumes \$8,420,000 in FY2011 and thereafter.

3) Debt service reserve fund will be available upon full repayment of all motor fuel bonds.

Appendix C

Outstanding Debt Service on Loan Obligation for the Neighborhood Opportuntites Housing Program/Travelers Aid

Fiscal Year	Principal	Interest	Total Projected Debt Service	Estimated Offsets	Total Projected Debt Service
2010	4,729,000	664,249	5,393,249	-	5,393,249
2011	4,965,000	426,120	5,391,120	-	5,391,120
2012	3,485,000	172,105	3,657,105	-	3,657,105
2013	-	-	-	-	-
2014	-	-	-	-	-
2015	-	-	-	-	-
2016	-	-	-	-	-
2017	-	-	-	-	-
2018	-	-	-	-	-
2019	-	-	-	-	-
2020	-	-	-	-	-
2021	-	-	-	-	-
2022	-	-	-	-	-
2023	-	-	-	-	-
2024	-	-	-	-	-
2025	-	-	-	-	-
2026	-	-	-	-	-
2027	-	-	-	-	-
2028	-	-	-	-	-
	13,179,000	1,262,474	14,441,474	-	14,441,474

Appendix C

Outstanding Debt Service Payments InnovativeTechnology Certificates of Participation

Fiscal Year	Principal	Interest	Total Debt Service
2010	4,565,000	1,265,126	5,830,126
2011	4,545,000	1,148,411	5,693,411
2012	4,595,000	971,111	5,566,111
2013	4,485,000	783,863	5,268,863
2014	3,765,000	573,825	4,338,825
2015	3,590,000	397,724	3,987,724
2016	3,390,000	228,500	3,618,500
2017	1,565,000	78,252	1,643,252
2018	-	-	-
2019	-	-	-
2020	-	-	-
2021	-	-	-
2022	-	-	-
2023	-	-	-
2024	-	-	-
2025	-	-	-
2026	-	-	-
2027	-	-	-
	30,500,000	5,446,812	35,946,812

Appendix C

Outstanding Debt Service Payments Vehicles and Rolling Stock Certificates of Participation

Fiscal Year	Principal	Interest	Total Debt Service	Amounts Budgeted within Agencies	Projected Total Debt Service
2010	3,975,000	380,792	4,355,792	(4,355,792)	-
2011	1,920,000	203,630	2,123,630	(2,123,630)	-
2012	1,935,000	131,051	2,066,051	(2,066,051)	-
2013	1,165,000	57,474	1,222,474	(1,222,474)	-
2014	405,000	16,200	421,200	(421,200)	-
2015	-	-	-	-	-
2016	-	-	-	-	-
2017	-	-	-	-	-
2018	-	-	-	-	-
2019	-	-	-	-	-
2020	-	-	-	-	-
2021	-	-	-	-	-
2022	-	-	-	-	-
2023	-	-	-	-	-
2024	-	-	-	-	-
2025	-	-	-	-	-
2026	-	-	-	-	-
2027	-	-	-	-	-
	9,400,000	789,147	10,189,147	(10,189,147)	-

Appendix C

Outstanding Debt Service Payments- Rhode Island Economic Development Corporation-URI Power Plant

Fiscal Year	Principal	Interest	Total Debt Service	Amounts Budgeted within University	Total Net Debt Service
2010	764,000	529,310	1,293,310	(1,293,310)	-
2011	800,000	493,885	1,293,885	(1,293,885)	-
2012	835,000	456,285	1,291,285	(1,291,285)	-
2013	875,000	416,205	1,291,205	(1,291,205)	-
2014	920,000	373,330	1,293,330	(1,293,330)	-
2015	965,000	328,250	1,293,250	(1,293,250)	-
2016	1,015,000	280,000	1,295,000	(1,295,000)	-
2017	1,065,000	229,250	1,294,250	(1,294,250)	-
2018	1,115,000	176,000	1,291,000	(1,291,000)	-
2019	1,175,000	120,250	1,295,250	(1,295,250)	-
2020	1,230,000	61,500	1,291,500	(1,291,500)	-
2021	-	-	-	-	-
2022	-	-	-	-	-
2023	-	-	-	-	-
2024	-	-	-	-	-
2025	-	-	-	-	-
2026	-	-	-	-	-
2027	-	-	-	-	-
	10,759,000	3,464,265	14,223,265	(14,223,265)	-

Appendix C

Outstanding Debt Service on URI Energy Conservation Equipment Leases

Fiscal Year	Principal	Interest	Total	Estimated Offsets*	Total
			Projected Debt Service		Projected Debt Service
2010	705,000	629,721	1,334,721	-	1,334,721
2011	1,180,000	716,738	1,896,738		1,896,738
2012	1,250,000	682,338	1,932,338		1,932,338
2013	1,330,000	643,588	1,973,588		1,973,588
2014	1,415,000	598,438	2,013,438		2,013,438
2015	1,505,000	545,506	2,050,506		2,050,506
2016	1,605,000	486,244	2,091,244		2,091,244
2017	1,710,000	420,569	2,130,569		2,130,569
2018	1,825,000	347,894	2,172,894		2,172,894
2019	1,960,000	266,563	2,226,563		2,226,563
2020	2,095,000	176,750	2,271,750		2,271,750
2021	1,510,000	75,500	1,585,500		1,585,500
2022	-	-	-		-
2023	-	-	-		-
2024	-	-	-	-	-
2025	-	-	-	-	-
2026	-	-	-	-	-
2027	-	-	-	-	-
2028	-	-	-	-	-
2029	-	-	-	-	-
	18,090,000	5,589,846	23,679,846	-	23,679,846

*Debt service will be totally offset by energy savings budgeted.

Appendix C

Outstanding Debt Service on Department of Administration Energy Conservation Equipment Leases

Fiscal Year	Principal	Interest	Total		
			Projected Debt Service	Estimated Offsets*	Total Projected Debt Service
2010	195,000	256,106	451,106		451,106
2011	220,000	248,306	468,306		468,306
2012	250,000	238,956	488,956		488,956
2013	275,000	228,956	503,956		503,956
2014	305,000	217,956	522,956		522,956
2015	340,000	205,375	545,375		545,375
2016	375,000	190,925	565,925		565,925
2017	415,000	174,988	589,988		589,988
2018	455,000	157,350	612,350		612,350
2019	500,000	137,444	637,444		637,444
2020	545,000	114,944	659,944		659,944
2021	595,000	90,419	685,419		685,419
2022	650,000	62,900	712,900		712,900
2023	710,000	32,838	742,838		742,838
2024	-	-	-	-	-
2025	-	-	-	-	-
2026	-	-	-	-	-
2027	-	-	-	-	-
2028	-	-	-	-	-
2029	-	-	-	-	-
	5,830,000	2,357,463	8,187,463	-	8,187,463

* FY2008 offset reflects capitalized interest, in FY2009 and thereafter, the debt service will be totally offset by energy savings budgeted in agencies.

Appendix C

Outstanding Debt Service on Masonic Temple Historic Tax Credit Avoidance

Fiscal Year	Principal	Interest *	Total Projected Debt Service	Estimated Offsets Cap Interest	Total Projected Debt Service
2010	5,030,000	311,091	5,341,091	-	5,341,091
2011			-	-	-
2012			-	-	-
2013			-	-	-
2014			-	-	-
2015			-	-	-
2016			-	-	-
2017			-	-	-
2018			-	-	-
2019			-	-	-
2020			-	-	-
2021			-	-	-
2022			-	-	-
2023			-	-	-
2024			-	-	-
2025			-	-	-
2026			-	-	-
2027			-	-	-
2028			-	-	-
2029			-	-	-
2030			-	-	-
2031			-	-	-
2032			-	-	-
2033			-	-	-
2034			-	-	-
2035			-	-	-
	5,030,000	311,091	5,341,091	-	5,341,091

Appendix C

Outstanding Debt Service on Historic Structures Tax Credits Fund

Fiscal Year	Principal	Interest *	Total		Total Projected Debt Service
			Projected Debt Service	Estimated Offsets	
2010	14,805,000	6,258,105	21,063,105	-	21,063,105
2011	14,375,000	6,803,489	21,178,489	-	21,178,489
2012	14,830,000	6,409,614	21,239,614	-	21,239,614
2013	15,415,000	5,849,040	21,264,040	-	21,264,040
2014	16,175,000	5,152,282	21,327,282	-	21,327,282
2015	17,010,000	4,340,297	21,350,297	-	21,350,297
2016	17,930,000	3,426,860	21,356,860	-	21,356,860
2017	19,105,000	2,386,920	21,491,920	-	21,491,920
2018	20,355,000	1,255,904	21,610,904	-	21,610,904
2019	-	-	-	-	-
2020	-	-	-	-	-
2021	-	-	-	-	-
2022	-	-	-	-	-
2023	-	-	-	-	-
2024	-	-	-	-	-
2025	-	-	-	-	-
2026	-	-	-	-	-
2027	-	-	-	-	-
2028	-	-	-	-	-
2029	-	-	-	-	-
2030	-	-	-	-	-
2031	-	-	-	-	-
	150,000,000	41,882,507	191,882,507	-	191,882,507

Appendix C

Outstanding Debt Service on School for the Deaf

Fiscal Year	Principal	Interest *	Total Projected Debt Service	Estimated Offsets	Total Projected Debt Service
2010	925,000	1,127,345	2,052,345	-	2,052,345
2011	1,030,000	1,451,950	2,481,950	-	2,481,950
2012	1,060,000	1,421,050	2,481,050	-	2,481,050
2013	1,090,000	1,389,250	2,479,250	-	2,479,250
2014	1,135,000	1,345,650	2,480,650	-	2,480,650
2015	1,180,000	1,300,250	2,480,250	-	2,480,250
2016	1,230,000	1,253,050	2,483,050	-	2,483,050
2017	1,280,000	1,203,850	2,483,850	-	2,483,850
2018	1,330,000	1,149,450	2,479,450	-	2,479,450
2019	1,390,000	1,089,600	2,479,600	-	2,479,600
2020	1,455,000	1,025,313	2,480,313	-	2,480,313
2021	1,545,000	936,194	2,481,194	-	2,481,194
2022	1,640,000	841,563	2,481,563	-	2,481,563
2023	1,720,000	759,563	2,479,563	-	2,479,563
2024	1,810,000	673,563	2,483,563	-	2,483,563
2025	1,905,000	578,538	2,483,538	-	2,483,538
2026	2,005,000	476,144	2,481,144	-	2,481,144
2027	2,115,000	368,375	2,483,375	-	2,483,375
2028	2,230,000	252,050	2,482,050	-	2,482,050
2029	2,350,000	132,188	2,482,188	-	2,482,188
	30,425,000	18,774,933	49,199,933	-	49,199,933

Appendix C

Outstanding (Variable Rate) Debt Service * McCoy Stadium Financing

Fiscal Year	Principal	Interest	Total Projected Debt Service
2010	1,090,000	16,750	1,106,750
2011	1,130,000	5,650	1,135,650
2012	-	-	-
2013	-	-	-
2014	-	-	-
2015	-	-	-
2016	-	-	-
2017	-	-	-
2018	-	-	-
2019	-	-	-
2020	-	-	-
2021	-	-	-
2022	-	-	-
2023	-	-	-
2024	-	-	-
2025	-	-	-
2026	-	-	-
2027	-	-	-
	2,220,000	22,400	2,242,400

*Assumes a rate of 1.0% on the bonds.

Appendix C

Summary - All Outstanding Debt Service Payments(1) (Excluding Performance Based Agreements)

Fiscal Year	Principal	Interest*	Total Gross Debt Service	Less:Capitalized	Excess Two Cents of Gas Tax held by Trustee(2)	Total Net Debt Service Payment
				Interest, Reserve Fund Deposit Self Supporting		
2010	130,407,000	87,424,263	217,831,263	(5,358,110)	1,309,481	213,782,635
2011	117,840,000	82,716,255	200,556,255	(3,504,118)	1,360,931	198,413,069
2012	129,560,000	77,423,599	206,983,599	(3,443,939)	1,357,431	204,897,092
2013	135,325,000	71,116,624	206,441,624	(2,600,282)	1,362,300	205,203,642
2014	129,615,000	64,889,795	194,504,795	(1,801,133)	1,359,988	194,063,650
2015	127,715,000	58,592,773	186,307,773	(1,379,853)	1,315,294	186,243,215
2016	125,815,000	52,409,106	178,224,106	(1,381,603)	1,292,694	178,135,197
2017	125,225,000	46,128,635	171,353,635	(1,380,853)	1,645,863	171,618,645
2018	114,915,000	40,127,801	155,042,801	(1,377,603)	1,647,113	155,312,311
2019	92,085,000	34,315,816	126,400,816	(1,381,853)	1,643,663	126,662,626
2020	87,845,000	30,065,132	117,910,132	(1,378,103)	1,647,163	118,179,192
2021	86,675,000	25,906,995	112,581,995	(86,603)	1,646,088	114,141,480
2022	75,600,000	21,983,461	97,583,461	(86,603)	1,645,899	99,142,758
2023	78,040,000	18,298,255	96,338,255	(86,603)	1,643,943	97,895,595
2024	69,395,000	14,629,655	84,024,655	(86,603)	1,646,218	85,584,270
2025	59,975,000	11,179,183	71,154,183	(86,603)	2,121,818	73,189,398
2026	57,040,000	8,225,586	65,265,586	(2,980,366)	5,014,431	67,299,651
2027	41,075,000	5,606,411	46,681,411	(3,104,038)	-	43,577,373
2028	22,505,000	3,423,515	25,928,515	0	-	25,928,515
	1,806,652,000	754,462,860	2,561,114,860	(31,504,861)	29,660,313	2,559,270,313

(1) Reflects amounts payable on net tax supported debt, including master lease payments which are budgeted within the individual agencies rather than the debt service program within the Department of Administration.

Excludes performance based obligations which are shown on subsequent schedules.

2) Budget reflects dedication of two cent of gas tax to trustee for motor fuel bonds. Two later series are also to be funded from this gas tax dedication. Amount shown is amount payable on bonds, but bond documents covenant full two cents flows to Trustee for coverage purposes. Assumes \$8,420,000 in FY2011 and thereafter.

Appendix C

Projected Debt Service on Proposed Debt Issuance General Obligation Bonds

Fiscal Year	Principal	Interest *	Projected Debt Service
2010	-	-	-
2011	2,962,277	7,525,188	10,487,465
2012	6,285,863	12,125,136	18,410,999
2013	9,624,415	16,810,843	26,435,258
2014	13,129,894	21,329,622	34,459,516
2015	16,810,648	25,673,128	42,483,775
2016	20,675,439	29,832,595	50,508,034
2017	24,733,469	33,798,823	58,532,293
2018	28,994,402	37,562,150	66,556,551
2019	33,468,380	41,112,430	74,580,810
2020	38,166,058	44,439,011	82,605,069
2021	43,098,620	47,530,708	90,629,327
2022	48,277,809	50,375,777	98,653,586
2023	53,715,959	52,961,886	106,677,845
2024	59,426,015	55,276,088	114,702,104
2025	65,421,575	57,304,788	122,726,362
2026	71,716,912	59,033,709	130,750,621
2027	78,327,017	60,447,863	138,774,880
2028	85,267,626	61,531,512	146,799,139
2029	92,555,266	62,268,131	154,823,397
2030	92,721,761	62,640,368	155,362,129
2031	100,382,108	63,004,280	163,386,387
2032	100,000,000	62,985,174	162,985,174
2033	100,000,000	62,985,174	162,985,174
2034	100,000,000	62,985,174	162,985,174
2035	100,000,000	62,985,174	162,985,174
	1,385,761,512	965,569,209	2,051,330,722

* Assumes 5% interest rate, \$90.5 million in FY2010, and \$105 million in FY2011, and \$100 million thereafter

Appendix C

Projected Debt Service on Proposed Debt Issuance Division of Motor Vehicles Technolgy Certificates of Participation

Fiscal Year	Principal	Interest *	Total Projected Debt Service	Offsets	Total Projected Debt Service
2010	1,434,067	517,500	1,951,567	-	1,951,567
2011	1,498,600	452,967	1,951,567	-	1,951,567
2012	1,566,037	385,530	1,951,567	-	1,951,567
2013	1,636,509	315,058	1,951,567	-	1,951,567
2014	1,710,151	241,415	1,951,567	-	1,951,567
2015	1,787,108	164,459	1,951,567	-	1,951,567
2016	1,867,528	84,039	1,951,567	-	1,951,567
2017	-	-	-	-	-
2018	-	-	-	-	-
2019	-	-	-	-	-
2020	-	-	-	-	-
2021	-	-	-	-	-
2022	-	-	-	-	-
2023	-	-	-	-	-
2024	-	-	-	-	-
2025	-	-	-	-	-
2026	-	-	-	-	-
2027	-	-	-	-	-
2028	-	-	-	-	-
2029	-	-	-	-	-
2030	-	-	-	-	-
2031	-	-	-	-	-
	11,500,000	2,160,968	13,660,968	-	13,660,968

* Assumes \$11.5 million issuance in FY 2010 amortized over seven years
Interest assumed at 4.5% over seven years.

Appendix C

Projected Debt Service on Proposed Debt Issuance Convention Center Authority- Vetrans Memorial Auditorium

Fiscal Year	Principal	Interest (1)	Total Projected Debt Service	Less: Offsets(2)	Total Projected Debt Service
2010	-	-	-		-
2011	-	1,388,333	1,388,333		1,388,333
2012	725,690	2,082,500	2,808,190		2,808,190
2013	776,488	2,031,702	2,808,190		2,808,190
2014	830,842	1,977,348	2,808,190		2,808,190
2015	889,001	1,919,189	2,808,190		2,808,190
2016	951,231	1,856,959	2,808,190		2,808,190
2017	1,017,817	1,790,372	2,808,190		2,808,190
2018	1,089,064	1,719,125	2,808,190		2,808,190
2019	1,165,299	1,642,891	2,808,190		2,808,190
2020	1,246,870	1,561,320	2,808,190		2,808,190
2021	1,334,151	1,474,039	2,808,190		2,808,190
2022	1,427,541	1,380,648	2,808,190		2,808,190
2023	1,527,469	1,280,720	2,808,190		2,808,190
2024	1,634,392	1,173,798	2,808,190		2,808,190
2025	1,748,799	1,059,390	2,808,190		2,808,190
2026	1,871,215	936,974	2,808,190		2,808,190
2027	2,002,200	805,989	2,808,190		2,808,190
2028	2,142,354	665,835	2,808,190		2,808,190
2029	2,292,319	515,870	2,808,190		2,808,190
2030	2,452,782	355,408	2,808,190		2,808,190
2031	2,624,476	183,713	2,808,190	(2,650,000)	158,190
2032	-	-	-		-
	29,750,000	27,802,124	57,552,124	(2,650,000) -	54,902,124

Interest assumed at 7.0%

(2) Debt Service Reserve Fund

Appendix C

Projected Debt Service on Proposed Debt Issuance Energy Conservation Equipment Leases for Pastore and Zambarano Campuses

Fiscal Year	Principal	Interest *	Total Projected Debt Service	Estimated Offsets	Total Projected Debt Service
2010				-	0
2011	623,001	1,100,000	1,723,001	-	1,723,001
2012	1,688,333	2,886,235	4,574,568	-	4,574,568
2013	1,781,191	2,793,377	4,574,568	-	4,574,568
2014	1,879,157	2,695,411	4,574,568	-	4,574,568
2015	1,982,510	2,592,057	4,574,568	-	4,574,568
2016	2,091,549	2,483,019	4,574,568	-	4,574,568
2017	2,206,584	2,367,984	4,574,568	-	4,574,568
2018	2,327,946	2,246,622	4,574,568	-	4,574,568
2019	2,455,983	2,118,585	4,574,568	-	4,574,568
2020	2,591,062	1,983,506	4,574,568	-	4,574,568
2021	2,733,570	1,840,998	4,574,568	-	4,574,568
2022	2,883,917	1,690,651	4,574,568	-	4,574,568
2023	3,042,532	1,532,036	4,574,568	-	4,574,568
2024	3,209,871	1,364,697	4,574,568	-	4,574,568
2025	3,386,414	1,188,154	4,574,568	-	4,574,568
2026	3,572,667	1,001,901	4,574,568	-	4,574,568
2027	3,769,164	805,404	4,574,568	-	4,574,568
2028	3,976,468	598,100	4,574,568	-	4,574,568
2029	4,195,174	379,394	4,574,568	-	4,574,568
2030	2,702,907	148,660	2,851,567	-	2,851,567
	53,100,000	33,816,791	86,916,791	0	86,916,791

* Interest assumed at 5.5%

Appendix C

Projected Debt Service on Proposed Debt Issuance State Hospital Building Consolidation at Pastore Campus

Fiscal Year	Principal	Interest *	Total Projected Debt Service	Estimated Offsets	Total Projected Debt Service
2010				-	-
2011	-	-	-	-	-
2012	902,417	1,593,350	2,495,767	-	2,495,767
2013	952,050	1,543,717	2,495,767	-	2,495,767
2014	1,004,413	1,491,354	2,495,767	-	2,495,767
2015	1,059,656	1,436,112	2,495,767	-	2,495,767
2016	1,117,937	1,377,831	2,495,767	-	2,495,767
2017	1,179,423	1,316,344	2,495,767	-	2,495,767
2018	1,244,291	1,251,476	2,495,767	-	2,495,767
2019	1,312,727	1,183,040	2,495,767	-	2,495,767
2020	1,384,927	1,110,840	2,495,767	-	2,495,767
2021	1,461,098	1,034,669	2,495,767	-	2,495,767
2022	1,541,459	954,308	2,495,767	-	2,495,767
2023	1,626,239	869,528	2,495,767	-	2,495,767
2024	1,715,682	780,085	2,495,767	-	2,495,767
2025	1,810,045	685,722	2,495,767	-	2,495,767
2026	1,909,597	586,170	2,495,767	-	2,495,767
2027	2,014,625	481,142	2,495,767	-	2,495,767
2028	2,125,429	370,338	2,495,767	-	2,495,767
2029	2,242,328	253,439	2,495,767	-	2,495,767
2030	2,365,656	130,111	2,495,767	-	2,495,767
	28,970,000	18,449,575	47,419,575	0	47,419,575

* Interest assumed at 5.5%

Appendix C

Projected Debt Service on Proposed Debt Issuance Historic Structures Tax Credits Fund

Fiscal Year	Principal	Interest *	Total	Estimated Offsets	Total
			Projected Debt Service		Projected Debt Service
2010	-	-	-	-	-
2011	-	2,625,000	2,625,000	-	2,625,000
2012	8,935,126	6,817,000	15,752,126	-	15,752,126
2013	17,357,972	10,210,892	27,568,865	-	27,568,865
2014	23,330,868	10,794,414	34,125,282	-	34,125,282
2015	24,730,720	9,394,562	34,125,282	-	34,125,282
2016	26,214,563	7,910,719	34,125,282	-	34,125,282
2017	27,787,437	6,337,845	34,125,282	-	34,125,282
2018	29,454,683	4,670,599	34,125,282	-	34,125,282
2019	17,786,838	2,903,318	20,690,155	-	20,690,155
2020	6,995,310	1,836,108	8,831,417	-	8,831,417
2021	7,415,028	1,416,389	8,831,417	-	8,831,417
2022	7,859,930	971,487	8,831,417	-	8,831,417
2023	8,331,526	499,892	8,831,417	-	8,831,417
2024	-	-	-	-	-
2025	-	-	-	-	-
2026	-	-	-	-	-
2027	-	-	-	-	-
2028	-	-	-	-	-
2029	-	-	-	-	-
2030	-	-	-	-	-
2031	-	-	-	-	-
	206,200,000	66,388,225	272,588,225	-	272,588,225

* Assumes \$356.2 million, \$150 million issuance in FY2009 amortized over nine years, \$75 million issued in FY 2010 with an interest only payment in FY 2011 and amortized over eight years, and the balance of \$131.2 million issued in FY 2011 and amortized over eight years. Actual interest on the 09 issuance was 5.386%; assumed interest on 10 and 11 issuances is 6.0%.

Appendix C

Projected Debt Service on Proposed Debt Issuance Energy Conservation Equipment Leases for URI and CCRI

Fiscal Year	Principal	Interest *	Total Projected Debt Service	Estimated Offsets	Total Projected Debt Service
2010				-	0
2011	1,666,097	2,053,425	3,719,522	(3,719,522)	(0)
2012	1,757,732	1,961,790	3,719,522	(3,719,522)	(0)
2013	1,854,407	1,865,114	3,719,522	(3,719,522)	(0)
2014	1,956,400	1,763,122	3,719,522	(3,719,522)	(0)
2015	2,064,002	1,655,520	3,719,522	(3,719,522)	(0)
2016	2,177,522	1,542,000	3,719,522	(3,719,522)	(0)
2017	2,297,285	1,422,236	3,719,522	(3,719,522)	(0)
2018	2,423,636	1,295,886	3,719,522	(3,719,522)	(0)
2019	2,556,936	1,162,586	3,719,522	(3,719,522)	(0)
2020	2,697,568	1,021,954	3,719,522	(3,719,522)	(0)
2021	2,845,934	873,588	3,719,522	(3,719,522)	(0)
2022	3,002,460	717,062	3,719,522	(3,719,522)	(0)
2023	3,167,595	551,926	3,719,522	(3,719,522)	(0)
2024	3,341,813	377,708	3,719,522	(3,719,522)	(0)
2025	3,525,613	193,909	3,719,522	(3,719,522)	(0)
2026	-	-	-	-	-
2027	-	-	-	-	-
2028	-	-	-	-	-
2029	-	-	-	-	-
2030	-	-	-	-	-
	37,335,000	18,457,825	55,792,825	(55,792,830)	(5)

* Interest assumed at 5.5 %, \$16.755 million for URI, and \$20.580 million

Appendix C

Summary - All Outstanding and Projected Debt Service Payments (Excluding Performance Based Agreements)

Fiscal Year	Principal	Interest	Total Gross Debt Service	Less: Offsets & Self Supporting	Excess Two Cents of Gas Tax held by Trustee(2)	Net Debt Service Payable(1)
2010	131,841,067	87,941,763	219,782,830	(5,358,110)	1,309,481	215,734,202
2011	124,589,975	97,861,168	222,451,143	(7,223,640)	1,360,931	216,588,434
2012	151,421,198	105,275,140	256,696,338	(7,163,461)	1,357,431	250,890,309
2013	169,308,032	106,687,327	275,995,359	(6,319,804)	1,362,300	271,037,856
2014	173,456,725	105,182,482	278,639,207	(5,520,655)	1,359,988	274,478,540
2015	177,038,644	101,427,799	278,466,444	(5,099,375)	1,315,294	274,682,363
2016	180,910,768	97,496,267	278,407,035	(5,101,125)	1,292,694	274,598,604
2017	184,447,016	93,162,241	277,609,256	(5,100,375)	1,645,863	274,154,744
2018	180,449,022	88,873,658	269,322,680	(5,097,125)	1,647,113	265,872,668
2019	150,831,163	84,438,665	235,269,828	(5,101,375)	1,643,663	231,812,116
2020	140,926,794	82,017,869	222,944,664	(5,097,625)	1,647,163	219,494,202
2021	145,563,401	80,077,385	225,640,786	(3,806,125)	1,646,088	223,480,749
2022	140,593,116	78,073,395	218,666,511	(3,806,125)	1,645,899	216,506,285
2023	149,451,320	75,994,243	225,445,563	(3,806,125)	1,643,943	223,283,381
2024	138,722,774	73,602,031	212,324,805	(3,806,125)	1,646,218	210,164,898
2025	135,867,446	71,611,146	207,478,592	(3,806,125)	2,121,818	205,794,285
2026	136,110,392	69,784,340	205,894,732	(2,980,366)	5,014,431	207,928,797
2027	127,188,006	68,146,809	195,334,815	(3,104,038)	-	192,230,777
2028	116,016,878	66,589,300	182,606,178	-	-	182,606,178
	2,854,733,736	1,634,243,029	4,488,976,765	(87,297,691)	29,660,313	4,431,339,388

(1) Reflects amounts payable on net tax supported debt, including master lease payments which are budgeted within the individual agencies rather than the debt service program within the Department of Administration.

Excludes performance based obligations which are shown on subsequent schedules.

2) Budget reflects dedication of two cent of gas tax to trustee for motor fuel bonds. Two later series are also to be funded from this gas tax dedication. Amount shown is amount payable on bonds, but bond documents covenant full two cents flows to Trustee for coverage purposes. Assumes \$8,420,000 in FY2011 and thereafter.

Appendix C

**Outstanding Debt Service Payments
Performance Based State Obligation*
RI Economic Development Corporation-Fidelity I**

Fiscal Year	Principal	Interest	Total Lease Payment	Less: Revenues Pledged*	Total Net Lease Payment
2010	958,545	1,529,981	2,488,526	-	2,488,526
2011	1,039,555	1,448,971	2,488,526	-	2,488,526
2012	1,123,745	1,364,781	2,488,526	-	2,488,526
2013	1,222,384	1,266,142	2,488,526	-	2,488,526
2014	1,325,691	1,162,835	2,488,526	-	2,488,526
2015	1,437,730	1,050,796	2,488,526	-	2,488,526
2016	1,556,779	931,747	2,488,526	-	2,488,526
2017	1,690,808	797,717	2,488,525	-	2,488,525
2018	1,833,705	654,820	2,488,525	-	2,488,525
2019	1,988,678	499,847	2,488,525	-	2,488,525
2020	2,155,961	332,565	2,488,526	-	2,488,526
2021	2,374,248	149,568	2,523,816	-	2,523,816
2022	-	-	-	-	-
2023	-	-	-	-	-
2024	-	-	-	-	-
2025	-	-	-	-	-
2026	-	-	-	-	-
2027	-	-	-	-	-
	18,707,829	11,189,770	29,897,599	-	29,897,599

Appendix C

**Outstanding Debt Service Payments
Performance Based State Obligation*
RI Economic Development Corporation-Fidelity II**

Fiscal Year	Principal	Interest	Total Lease Payment	Less: Revenues Pledged*	Total Net Lease Payment
2010	270,019	684,034	954,053	(945,053)	9,000
2011	289,922	664,131	954,053	(904,053)	50,000
2012	311,292	642,762	954,054		954,054
2013	334,238	619,816	954,054		954,054
2014	358,874	595,179	954,053		954,053
2015	385,327	568,726	954,053		954,053
2016	413,730	540,323	954,053		954,053
2017	444,226	509,827	954,053		954,053
2018	476,970	477,083	954,053		954,053
2019	512,128	441,925	954,053		954,053
2020	549,877	404,176	954,053		954,053
2021	590,410	363,644	954,054		954,054
2022	633,928	320,126	954,054		954,054
2023	680,655	273,398	954,053		954,053
2024	730,827	223,227	954,054		954,054
2025	784,697	169,357	954,054		954,054
2026	842,537	111,517	954,054		954,054
2027	904,641	49,413	954,054		954,054
	9,514,298	7,658,664	17,172,962	(1,849,106)	15,323,856

Assumes carryover credits from Fidelity Phase I.

Appendix C

Outstanding Debt Service Payments Performance Based State Obligation* RI Economic Development Corporation-Fleet

Fiscal Year	Principal	Interest	Total Debt Service Payment	Less: Revenues Pledged*	Total Net State Payment
2009	235,000	712,107	947,107	(947,107)	-
2010	255,000	693,842	948,842	(948,842)	-
2011	270,000	674,246	944,246	(944,246)	-
2012	295,000	653,129	948,129	(948,129)	-
2013	315,000	630,298	945,298	(945,298)	-
2014	335,000	605,946	940,946	(940,946)	-
2015	365,000	579,883	944,883	(944,883)	-
2016	395,000	551,535	946,535	(946,535)	-
2017	425,000	520,905	945,905	(945,905)	-
2018	455,000	487,991	942,991	(942,991)	-
2019	490,000	452,796	942,796	(942,796)	-
2020	530,000	414,745	944,745	(944,745)	-
2021	570,000	373,651	943,651	(943,651)	-
2022	615,000	329,513	944,513	(944,513)	-
2023	660,000	281,760	941,760	(941,760)	-
2024	715,000	228,583	943,583	(943,583)	-
2025	770,000	175,808	945,808	(945,808)	-
2026	825,000	116,482	941,482	(941,482)	-
2027	895,000	51,368	946,368	(946,368)	-
	9,415,000	8,534,588	17,949,588	(17,949,588)	-

* Assumes no state obligation which is \$1,000 per FTE in excess of the first 1,000 new FTE's employed, up to a maximum credit equal to approximately 31% of the total debt service on the bonds. Of the \$11 million of bonds issued, the State's obligation to pay job rent credits, if all conditions are met, relates only to \$3.4 million, or 31%.

Appendix C

**Projected Debt Service on Non-State Debt
Performance Based Obligation*
RI Economic Development Corporation-Providence Place Mall**

Fiscal Year	Principal	Interest	Projected Debt Service	Less:Sales Tax Cap above Debt service	Total Maximum
2010	1,780,000	1,845,988	3,625,988	(65,988)	3,560,000
2011	1,890,000	1,736,800	3,626,800	(66,800)	3,560,000
2012	2,005,000	1,617,600	3,622,600	(62,600)	3,560,000
2013	2,130,000	1,487,759	3,617,759	(57,759)	3,560,000
2014	2,260,000	1,349,884	3,609,884	(49,884)	3,560,000
2015	2,400,000	1,203,516	3,603,516	(43,516)	3,560,000
2016	2,550,000	1,048,013	3,598,013	(38,013)	3,560,000
2017	2,715,000	882,553	3,597,553	(37,553)	3,560,000
2018	2,885,000	706,525	3,591,525	(31,525)	3,560,000
2019	3,065,000	519,469	3,584,469	(24,469)	3,560,000
2020	3,260,000	320,563	3,580,563	(20,563)	3,560,000
2021	3,465,000	109,013	3,574,013	(14,013)	3,560,000
2022	-	-	-	-	-
2023	-	-	-	-	-
2024	-	-	-	-	-
2025	-	-	-	-	-
2026	-	-	-	-	-
2027	-	-	-	-	-
	30,405,000	12,827,681	43,232,681		-

*Assumes 2/3 of sales tax generated the the Providence Place Mall will meet or exceed the maximum payment allowed under the Providence Place Mall Act.

Appendix C

Summary - All Outstanding and Projected Debt Service Payments (Including Performance Based Agreements)

Fiscal Year	Principal	Interest	Total Gross Debt Service	Less:Other Offsets	Less: Motor Fuel & Self Supporting(2)	Net Debt Service Payable(1)
2010	135,104,631	92,695,608	227,800,239	(7,252,005)	1,243,494	221,791,728
2011	128,079,452	102,385,316	230,464,768	(9,071,939)	1,294,131	222,686,960
2012	155,156,235	109,553,412	264,709,647	(8,111,590)	1,294,831	257,892,889
2013	173,309,654	110,691,342	284,000,996	(7,265,102)	1,304,541	278,040,436
2014	177,736,290	108,896,326	286,632,616	(6,461,601)	1,310,103	281,481,119
2015	181,626,701	104,830,720	286,457,421	(6,044,258)	1,271,778	281,684,942
2016	185,826,277	100,567,885	286,394,161	(6,047,660)	1,254,681	281,601,183
2017	189,722,050	95,873,243	285,595,292	(6,046,280)	1,608,309	281,157,322
2018	186,099,697	91,200,077	277,299,774	(6,040,116)	1,615,588	272,875,246
2019	156,886,969	86,352,701	243,239,671	(6,044,171)	1,619,194	238,814,694
2020	147,422,632	83,489,918	230,912,550	(6,042,370)	1,626,600	226,496,781
2021	152,563,059	81,073,261	233,636,320	(4,749,776)	1,632,075	230,518,619
2022	141,842,044	78,723,034	220,565,078	(4,750,638)	1,645,899	217,460,339
2023	150,791,975	76,549,401	227,341,376	(4,747,885)	1,643,943	224,237,434
2024	140,168,601	74,053,841	214,222,442	(4,749,708)	1,646,218	211,118,952
2025	137,422,143	71,956,311	209,378,454	(4,751,933)	2,121,818	206,748,339
2026	137,777,929	70,012,339	207,790,268	(3,921,848)	5,014,431	208,882,851
2027	128,987,647	68,247,590	197,235,237	(4,050,406)	-	193,184,831
2028	116,016,878	66,589,300	182,606,178	-	-	182,606,178
	2,922,540,863	1,673,741,625	4,596,282,489	(106,149,278)	29,147,632	4,519,280,843

(1) Reflects amounts payable on net tax supported debt, including master lease payments which are budgeted within the individual agencies rather than the debt service program within the Department of Administration. Excludes performance based obligations which are shown on subsequent schedules.

2) Budget reflects dedication of two cent of gas tax to trustee for motor fuel bonds. Two later series are also to be funded from this gas tax dedication. Amount shown is amount payable on bonds, but bond documents covenant full two cents flows to Trustee for coverage purposes. Assumes \$8,420,000 in FY2011 and thereafter.

Appendix D

Debt Reduction Program

Appendix D

Debt Service Reductions Due to 2002 Defeasance of General Obligation Bonds & COPS from Tobacco Securitization Proceeds

Fiscal Year	Principal	Interest	Total Projected Debt Service
2002	-	-	-
2003	(36,274,365)	(15,301,143)	(51,575,508)
2004	(33,280,073)	(13,855,854)	(47,135,927)
2005	(28,371,863)	(11,889,313)	(40,261,176)
2006	(26,963,302)	(12,347,893)	(39,311,195)
2007	(24,132,198)	(9,206,214)	(33,338,412)
2008	(29,739,775)	(11,010,150)	(40,749,925)
2009	(22,148,694)	(12,672,799)	(34,821,493)
2010	(20,863,458)	(8,285,674)	(29,149,132)
2011	(19,000,000)	(1,081,750)	(20,081,750)
2012	(6,855,000)	(171,375)	(7,026,375)
2013	-	-	-
2014	-	-	-
2015	-	-	-
2016	-	-	-
2017	-	-	-
2018	-	-	-
2019	-	-	-
2020	-	-	-
2021	-	-	-
2022	-	-	-
2023	-	-	-
2024	-	-	-
2025	-	-	-
2026	-	-	-
2027	-	-	-
	(247,628,728)	(95,822,165)	(343,450,893)

*Reflects defeasance of \$247,628,728 of uncallable general obligation bonds and COPS in June 2002 using proceeds from the securitization of Tobacco Master Settlement revenues. (The total defeasance is \$295,510,; if one considers the interest accreted on capital appreciation bonds which is payable at maturity.

Appendix D - Debt Service Savings from Defeased Debt

Fiscal Year	General Obligation- Direct Debt			General Obligation- Guaranteed Debt			Total General Obligation		
	Principal	Interest	Total Debt Service	Principal	Interest	Total Debt Service	Principal	Interest	Total Debt Service
2003	34,859,365	15,024,529	49,883,894	330,000	91,458	421,458	35,189,365	15,115,987	50,305,352
2004	31,805,073	13,649,415	45,454,488	340,000	70,265	410,265	32,145,073	13,719,680	45,864,753
2005	27,006,863	11,752,404	38,759,267	175,000	52,850	227,850	27,181,863	11,805,254	38,987,117
2006	25,548,302	12,279,651	37,827,953	175,000	39,725	214,725	25,723,302	12,319,376	38,042,678
2007	23,957,198	9,179,614	33,136,812	175,000	26,600	201,600	24,132,198	9,206,214	33,338,412
2008	29,564,775	10,996,850	40,561,625	175,000	13,300	188,300	29,739,775	11,010,150	40,749,925
2009	22,148,694	12,672,799	34,821,493	-	-	-	22,148,694	12,672,799	34,821,493
2010	20,863,458	8,285,674	29,149,132	-	-	-	20,863,458	8,285,674	29,149,132
2011	19,000,000	1,081,750	20,081,750	-	-	-	19,000,000	1,081,750	20,081,750
2012	6,855,000	171,375	7,026,375	-	-	-	6,855,000	171,375	7,026,375
Total	241,608,728	95,094,061	336,702,789	1,370,000	294,198	1,664,198	242,978,728	95,388,259	338,366,987
COPS - Attorney General Building									
Fiscal Year	Principal	Interest	Total Debt Service	Principal	Interest	Total Debt Service	Principal	Interest	Total Debt Service
2003	180,000	32,373	212,373	905,000	152,783	1,057,783	36,274,365	15,301,143	51,575,508
2004	190,000	23,860	213,860	945,000	112,314	1,057,314	33,280,073	13,855,854	47,135,927
2005	200,000	14,692	214,692	990,000	69,367	1,059,367	28,371,863	11,889,313	40,261,176
2006	205,000	4,971	209,971	1,035,000	23,546	1,058,546	26,963,302	12,347,893	39,311,195
2007	-	-	-	-	-	-	24,132,198	9,206,214	33,338,412
2008	-	-	-	-	-	-	29,739,775	11,010,150	40,749,925
2009	-	-	-	-	-	-	22,148,694	12,672,799	34,821,493
2010	-	-	-	-	-	-	20,863,458	8,285,674	29,149,132
2011	-	-	-	-	-	-	19,000,000	1,081,750	20,081,750
2012	-	-	-	-	-	-	6,855,000	171,375	7,026,375
Total	775,000	75,896	850,896	3,875,000	358,010	4,233,010	247,628,728	95,822,165	343,450,893
COPS - Pastore Center Power Plant									
Total All Savings from Defeasance									

Summary of General Obligation Bonds Defeased

Fiscal Year	DOT related Debt Service			RIPTA related Debt Service			Narragansett Bay Commission related Debt Service		
	Principal	Interest	Total Debt Service	Principal	Interest	Total Debt Service	Principal	Interest	Total Debt Service
2003	9,657,310	4,040,926	13,698,236	305,000	105,964	410,964	330,000	91,458	421,458
2004	8,502,792	3,501,047	12,003,839	325,000	91,016	416,016	340,000	70,265	410,265
2005	7,831,615	3,716,349	11,547,964	220,000	77,588	297,588	175,000	52,850	227,850
2006	6,822,230	3,644,775	10,467,004	245,000	65,869	310,869	175,000	39,725	214,725
2007	4,942,892	2,273,996	7,216,888	250,000	53,844	303,844	175,000	26,600	201,600
2008	10,410,370	3,472,911	13,883,282	270,000	40,913	310,913	175,000	13,300	188,300
2009	5,306,257	8,543,000	13,849,257	215,000	28,963	243,963	-	-	-
2010	7,767,483	3,996,552	11,764,035	190,000	19,294	209,294	-	-	-
2011	10,560,000	595,700	11,155,700	170,000	4,250	174,250	-	-	-
2012	1,525,000	38,125	1,563,125	125,000	3,125	128,125	-	-	-
	73,325,949	33,823,381	107,149,331	2,315,000	490,824	2,805,824	1,370,000	294,198	1,664,198

Fiscal Year	Sub-total Non- General Revenue Funded General Obligation Debt Service			General Revenue Funded Airport related Debt Service			All Other General Revenue Funded General Obligation Debt Service		
	Principal	Interest	Total Debt Service	Principal	Interest	Total Debt Service	Principal	Interest	Total Debt Service
2003	10,292,310	4,238,348	14,530,657	264,822	52,890	317,713	24,632,233	10,824,749	35,456,982
2004	9,167,792	3,662,329	12,830,121	194,758	43,560	238,318	22,782,523	10,013,792	32,796,315
2005	8,226,615	3,846,786	12,073,402	104,714	37,667	142,381	18,850,533	7,920,800	26,771,334
2006	7,242,230	3,750,369	10,992,598	64,840	36,347	101,188	18,416,232	8,532,660	26,948,892
2007	5,367,892	2,354,440	7,722,332	69,968	36,295	106,263	18,694,338	6,815,479	25,509,818
2008	10,855,370	3,527,124	14,382,494	69,780	35,370	105,150	18,814,625	7,447,656	26,262,281
2009	5,521,257	8,571,962	14,093,219	45,000	3,431	48,431	16,582,437	4,097,406	20,679,842
2010	7,957,483	4,015,846	11,973,329	30,000	1,519	31,519	12,875,975	4,268,310	17,144,285
2011	10,730,000	599,950	11,329,950	15,000	375	15,375	8,255,000	481,425	8,736,425
2012	1,650,000	41,250	1,691,250	-	-	-	5,205,000	130,125	5,335,125
	77,010,949	34,608,403	111,619,352	858,882	247,454	1,106,336	165,108,897	60,532,402	225,641,298

This page was intentionally left blank.

Appendix E
State of Rhode Island
Bond Referenda

Appendix E - Bond Referenda

State of Rhode Island Bond Referenda, 1972-2008

Election and Question	Presented	Votes Approved	Percent	Votes Rejected	Percent
<u>November 7, 1972</u>					
School Bonds	\$10,000,000	168,582	56.31%	130,822	43.69%
Health Facilities Bonds	11,000,000	223,882	71.75%	88,158	28.25%
Social Services Bonds	8,200,000	162,543	55.54%	130,117	44.46%
Park Bond Facilities	1,100,000	160,268	55.42%	128,894	44.58%
Sewage Facilities Bonds	2,000,000	179,503	61.29%	113,351	38.71%
Redevelopment Bonds	6,000,000	119,149	42.73%	159,697	57.27%
State Buildings Bonds	8,400,000	103,311	37.20%	174,419	62.80%
Transportation	9,300,000	112,860	40.26%	167,502	59.74%
Total Presented	\$56,000,000				
Total Approved	\$32,300,000				
<u>November 5, 1974</u>					
Correction Facilities	\$9,500,000	110,709	45.53%	132,450	54.47%
State Properties	1,400,000	71,956	30.98%	160,314	69.02%
Rehabilitative Services	1,455,000	127,732	52.25%	116,736	47.75%
MHRH	15,000,000	159,264	61.59%	99,310	38.41%
Transportation	16,100,000	95,630	38.98%	149,707	61.02%
Parks, Recreation, Conservation	650,000	130,267	54.51%	108,717	45.49%
Health Facilities	6,750,000	116,998	48.96%	121,978	51.04%
State Water Supply	3,000,000	110,196	47.19%	123,302	52.81%
Educational Facilities	11,400,000	106,535	44.93%	130,587	55.07%
Solid Waste Management	1,700,000	112,373	48.56%	119,049	51.44%
Board of Regents	10,000,000	98,597	43.35%	128,840	56.65%
Total Presented	\$76,955,000				
Total Approved	\$17,105,000				
<u>June 24, 1975</u>					
Transportation	\$14,000,000	49,732	64.70%	27,139	35.30%
Health Facilities	14,000,000	52,336	68.08%	24,537	31.92%
Education Facilities	9,500,000	43,815	58.13%	31,558	41.87%
Health Lab Building	2,750,000	49,084	64.83%	26,633	35.17%
Total Presented	\$40,250,000				
Total Approved	\$40,250,000				

Appendix E - Bond Referenda

State of Rhode Island Bond Referenda, 1972-2008

Election and Question	Presented	Votes Approved	Percent	Votes Rejected	Percent
<u>November 2, 1976</u>					
Vietnam Veterans' Bond	\$10,000,000	192,856	57.87%	140,373	42.13%
Transportation	1,700,000	115,696	39.18%	179,632	60.82%
Corrections	13,900,000	128,392	42.32%	174,957	57.68%
State Properties	2,000,000	75,248	26.55%	208,159	73.45%
MHRH	14,700,000	222,476	69.03%	99,814	30.97%
Roads and Bridges	6,886,000	136,841	45.42%	164,453	54.58%
Public Transportation	2,114,000	122,051	41.78%	170,049	58.22%
Parks, Recreation, Conservation	1,250,000	142,299	48.21%	152,888	51.79%
Health Facilities	9,000,000	160,569	54.05%	136,488	45.95%
State Water Supply	3,800,000	132,503	45.26%	160,243	54.74%
Educational Facilities	12,700,000	143,286	49.46%	146,422	50.54%
Solid Waste Management	700,000	102,460	37.11%	173,651	62.89%
Firefighting Training	1,000,000	102,268	36.50%	177,886	63.50%
Total Presented	\$79,750,000				
Total Approved	\$33,700,000				
<u>June 28, 1977</u>					
Correctional Facilities - Intake	\$6,000,000	33,072	51.40%	31,270	48.60%
Transportation	41,500,000	42,203	64.51%	23,215	35.49%
Total Presented	\$47,500,000				
Total Approved	\$47,500,000				
<u>November 7, 1978</u>					
Blackstone Valley Project	\$2,000,000	77,353	34.08%	149,604	65.92%
Veterans Cemetery	3,250,000	97,416	39.62%	148,450	60.38%
Correctional Facilities	750,000	88,388	38.37%	141,994	61.63%
MHRH	11,700,000	145,660	58.81%	102,036	41.19%
State Properties	3,000,000	54,014	24.12%	169,919	75.88%
Health Facilities	10,000,000	109,757	47.02%	123,668	52.98%
Water Supply	4,300,000	96,314	41.91%	133,493	58.09%
Educational Facilities	16,180,000	101,483	42.57%	136,934	57.43%
Environmental Management	2,400,000	100,696	45.66%	119,836	54.34%
Transportation	650,000	94,763	43.21%	124,564	56.79%
Total Presented	\$54,230,000				
Total Approved	\$11,700,000				

Appendix E - Bond Referenda

State of Rhode Island Bond Referenda, 1972-2008

Election and Question	Presented	Votes Approved	Percent	Votes Rejected	Percent
<u>June 26, 1979</u>					
Economic Development	\$25,000,000	30,568	62.34%	18,466	37.66%
Environmental Quality	15,000,000	36,398	73.32%	13,247	26.68%
Total Presented	\$40,000,000				
Total Approved	\$40,000,000				
<u>July 22, 1980</u>					
Transportation	\$8,600,000	22,558	56.38%	17,450	43.62%
Vocational Education	1,175,000	21,256	53.39%	18,560	46.61%
Energy Conservation	7,400,000	16,752	42.72%	22,458	57.28%
Correctional Facilities	5,830,000	10,530	27.05%	28,403	72.95%
Handicapped Accessiblity	5,250,000	21,259	53.40%	18,552	46.60%
Hazardous Substances	3,000,000	21,938	55.37%	17,680	44.63%
Total Presented	\$31,255,000				
Total Approved	\$18,025,000				
<u>November 4, 1980</u>					
Narragansett Bay Water Quality	\$87,700,000	215,614	67.66%	103,069	32.34%
State Water Supplies	5,230,000	184,829	62.10%	112,782	37.90%
MHRH	8,579,600	185,267	58.72%	130,251	41.28%
Children & Their Families	1,060,000	187,754	61.05%	119,788	38.95%
Educational Facilities	5,965,000	139,582	47.15%	156,460	52.85%
Total Presented	\$108,534,600				
Total Approved	\$102,569,600				
<u>November 2, 1982</u>					
Transportation	\$25,000,000	177,429	62.36%	107,088	37.64%
Farmland Preservation	2,000,000	181,465	64.96%	97,863	35.04%
Children & Their Families	3,100,000	169,125	61.77%	104,660	38.23%
Correctional Facilities	8,500,000	123,798	45.34%	149,239	54.66%
MHRH	4,600,000	181,643	64.55%	99,736	35.45%
Educational Facilities-El./Sec. Ed.	2,600,000	142,168	52.56%	128,330	47.44%
Educational Facilities-Higher Ed.	4,600,000	151,741	56.14%	118,537	43.86%
Environmental Management	600,000	182,602	62.12%	111,334	37.88%
Total Presented	\$51,000,000				
Total Approved	\$42,500,000				

Appendix E - Bond Referenda

State of Rhode Island Bond Referenda, 1972-2008

Election and Question	Presented	Votes Approved	Percent	Votes Rejected	Percent
<u>November 8, 1983</u>					
Correctional Facilities	\$5,000,000	59,206	58.71%	41,639	41.29%
Transportation	45,000,000	68,488	67.82%	32,492	32.18%
MHRH	8,500,000	69,616	68.02%	32,727	31.98%
Water Resources Board	10,100,000	54,997	55.63%	43,873	44.37%
Total Presented	\$68,600,000				
Total Approved	\$68,600,000				
<u>June 12, 1984</u>					
Strategic Development Program	\$90,000,000	30,604	20.17%	121,090	79.83%
Total Presented	\$90,000,000				
Total Approved	\$0				
<u>November 6, 1984</u>					
Educational Facilities-Higher Ed.	\$2,200,000	172,783	54.48%	144,345	45.52%
Educational Facilities-El./Sec. Ed.	2,600,000	200,229	64.68%	109,321	35.32%
Environmental Management	3,000,000	180,954	60.27%	119,299	39.73%
Emergency Telephone System	5,000,000	235,120	71.36%	94,370	28.64%
Environmental Response Fund	5,000,000	164,686	55.48%	132,166	44.52%
Sewerage/Water Supply Failure	5,000,000	170,158	56.58%	130,570	43.42%
MHRH	8,000,000	213,196	67.07%	104,693	32.93%
Transportation	9,975,000	178,054	58.59%	125,847	41.41%
Correctional Facilities	10,600,000	136,640	45.69%	162,443	54.31%
Heritage Capital Development	14,000,000	133,734	46.59%	153,301	53.41%
Total Presented	\$65,375,000				
Total Approved	\$40,775,000				
<u>November 5, 1985</u>					
State House Renovations	\$5,500,000	67,239	58.86%	46,997	41.14%
Handicapped Accessibility	5,000,000	70,871	61.48%	44,397	38.52%
Transportation	16,000,000	73,569	64.30%	40,842	35.70%
Heritage Capital Development	9,000,000	60,236	53.78%	51,763	46.22%
Refund of General Obligation	[40,700,000]	73,419	65.24%	39,113	34.76%
Underground Storage Tank	1,500,000	59,772	54.91%	49,079	45.09%
Agricultural Land Preservation	2,000,000	72,003	64.85%	39,030	35.15%
MHRH	12,680,000	80,818	69.19%	35,988	30.81%
Asbestos/Dangerous Products	20,000,000	68,977	61.23%	43,679	38.77%
Total Presented	\$71,680,000				
Total Approved	\$71,680,000				

Appendix E - Bond Referenda

State of Rhode Island Bond Referenda, 1972-2008

Election and Question	Presented	Votes Approved	Percent	Votes Rejected	Percent
<u>November 4, 1986</u>					
Clean Water Act Environ. Trust	\$35,000,000	204,272	76.59%	62,435	23.41%
Blackstone Valley District	17,200,000	156,857	61.98%	96,226	38.02%
Water Resources	13,600,000	158,223	63.31%	91,707	36.69%
Environmental Management	16,000,000	160,287	63.02%	94,054	36.98%
MHRH	11,690,000	166,926	69.57%	73,026	30.43%
Human Services	2,600,000	162,367	67.31%	78,867	32.69%
Children & Their Families	6,500,000	163,502	68.15%	76,430	31.85%
Hazardous Substances	2,000,000	167,772	69.60%	73,286	30.40%
Educational Facilities-Higher Ed.	8,700,000	156,967	65.12%	84,076	34.88%
Transportation	57,490,000	155,421	64.76%	84,592	35.24%
Total Presented	\$170,780,000				
Total Approved	\$170,780,000				
<u>November 3, 1987</u>					
Open Space and Recreational Areas	\$65,200,000	74,516	77.40%	21,756	22.60%
Total Presented	\$65,200,000				
Total Approved	\$65,200,000				
<u>November 8, 1988</u>					
Water Resources	\$10,000,000	262,956	84.31%	48,941	15.69%
Environmental Management	2,000,000	224,640	74.84%	75,524	25.16%
MHRH	29,142,500	247,810	76.91%	74,398	23.09%
MHRH- Substance Abuse Treatment Fac	3,200,000	222,866	73.23%	81,480	26.77%
Historic Preservation Commission	2,500,000	186,276	61.32%	117,502	38.68%
Rhode Island Aqua Fund	15,000,000	225,944	74.65%	76,742	25.35%
Educational Facilities-Higher Ed.	17,700,000	235,523	73.72%	83,964	26.28%
Transportation	98,580,000	211,832	67.84%	100,415	32.16%
Total Presented	\$178,122,500				
Total Approved	\$178,122,500				
<u>November 7, 1989</u>					
Historic Preservation Commission	4,500,000	60,296	54.75%	49,837	45.25%
Environmental Management	74,500,000	70,920	64.17%	39,598	35.83%
Transportation	3,000,000	71,819	65.61%	37,652	34.39%
MHRH	17,500,000	75,618	67.34%	36,670	32.66%
Cross-Bay Pipeline	15,000,000	29,737	27.03%	80,283	72.97%
Total Presented	\$114,500,000				
Total Approved	\$99,500,000				

Appendix E - Bond Referenda

State of Rhode Island Bond Referenda, 1972-2008

Election and Question	Presented	Votes Approved	Percent	Votes Rejected	Percent
<u>November 6, 1990</u>					
MHRH	\$41,850,000	203,100	66.02%	104,533	33.98%
Transportation	92,100,000	172,451	57.55%	127,184	42.45%
Educational Facilities-Higher Ed.	7,000,000	190,601	65.54%	100,218	34.46%
Environmental Management-Agric.Pres.	2,000,000	185,956	62.64%	110,902	37.36%
Clean Water Act Environ. Trust	35,000,000	204,978	70.71%	84,923	29.29%
Reallocate NBC to BSV and Pawtuxet	[15,000,000]	171,645	59.27%	117,974	40.73%
State Facilities-Asset Protection	19,445,540	152,677	53.99%	130,119	46.01%
Economic Development	3,500,000	131,987	46.58%	151,372	53.42%
Total Presented	\$200,895,540				
Total Approved	\$197,395,540				
<u>November 3, 1992</u>					
Transportation	\$12,000,000	173,812	52.21%	159,067	47.79%
Rhode Island Historical Society	2,500,000	112,236	34.82%	210,052	65.18%
State Facilities	9,500,000	108,679	36.02%	193,012	63.98%
Historic Preservation	4,500,000	130,048	39.88%	196,087	60.12%
R.I. Housing and Conservation Trust	10,000,000	133,789	41.38%	189,514	58.62%
Narragansett Bay Water Quality	15,000,000	181,193	55.42%	145,726	44.58%
Total Presented	\$53,500,000				
Total Approved	\$27,000,000				
<u>November 8, 1994</u>					
Transportation	\$56,500,000	169,839	58.26%	121,675	41.74%
Rhode Island Historical Preservation	4,500,000	133,488	44.67%	165,363	55.33%
Correctional Facilities	3,800,000	105,062	35.38%	191,894	64.62%
Elementary & Secondary Education	29,000,000	151,692	50.51%	148,600	49.49%
State House	5,000,000	128,562	44.40%	161,007	55.60%
Total Presented	\$98,800,000				
Total Approved	\$85,500,000				
<u>November 5, 1996</u>					
Transportation	80,180,000	179,989	56.19%	140,360	43.81%
Higher Education-Telecommunication	40,600,000	172,546	53.63%	149,163	46.37%
Higher Education Facilities	33,803,485	173,163	54.14%	146,698	45.86%
Quonset Point/Davisville	72,000,000	196,530	60.29%	129,420	39.71%
Environmental Management	4,000,000	179,203	57.02%	135,053	42.98%
Brownsfield Loan Program	5,000,000	112,494	37.16%	190,231	62.84%
Asset Protection	18,500,000	125,091	41.15%	178,929	58.85%
Total Presented	254,083,485				
Total Approved	230,583,485				

Appendix E - Bond Referenda

State of Rhode Island Bond Referenda, 1972-2008

Election and Question	Presented	Votes Approved	Percent	Votes Rejected	Percent
<u>November 3, 1998</u>					
Transportation	65,700,000	178,389	68.21%	83,148	31.79%
Higher Education Facilities	20,990,000	177,916	67.75%	84,710	32.25%
Environmental Management	15,000,000	173,332	67.78%	82,409	32.22%
Total Presented	101,690,000				
Total Approved	101,690,000				
<u>November 7, 2000</u>					
Environmental Management	34,000,000	252,364	73.38%	91,566	26.62%
Clean Water Finance Agency	60,000,000	260,362	75.35%	85,157	24.65%
Transportation	62,510,000	231,745	68.10%	108,536	31.90%
Higher Education Facilities	36,950,000	232,066	67.46%	111,930	32.54%
Heritage Harbor Museum	25,000,000	168,808	49.29%	173,657	50.71%
Total Presented	218,460,000				
Total Approved	193,460,000				
<u>November 5, 2002</u>					
State Police Headquarters Facility and State Municipal Fire Academy	55,000,000	183,839	60.42%	120,452	39.58%
Preservation, Recreation and Heritage	14,000,000	167,398	55.51%	134,149	44.49%
Transportation	63,500,000	219,067	72.81%	81,811	27.19%
Quonset Point/Davisville	11,000,000	137,453	46.22%	159,923	53.78%
Total Presented	143,500,000				
Total Approved	132,500,000				
<u>November 2, 2004</u>					
Transportation	66,520,000	245,153	66.48%	123,583	33.52%
Regional Career and Technical Schools	15,000,000	207,005	56.50%	159,387	43.50%
Higher Education Residence Halls	50,000,000	188,805	51.22%	179,814	48.78%
Cranston Street Armory	12,300,000	122,125	33.67%	240,536	66.33%
Emergency Water Interconnect	10,000,000	247,845	67.69%	118,283	32.31%
Open Space, Recreation, Bay and Watershed Protection	70,000,000	262,486	70.78%	108,347	29.22%
Pell Library-Undersea Exploration Ctr	14,000,000	185,045	50.59%	180,721	49.41%
Athletic Center/Meade Stadium	6,700,000	117,971	32.50%	244,988	67.50%
Historic Preservation	3,000,000	205,267	56.00%	161,259	44.00%
Rehab of State owned Facilities	46,500,000	169,311	46.74%	192,923	53.26%
URI Biotechnology Center	50,000,000	214,811	57.94%	155,914	42.06%
Quonset Point/Davisville	48,000,000	206,243	56.33%	159,882	43.67%
Total Presented	392,020,000				
Total Approved	326,520,000				

Appendix E - Bond Referenda

State of Rhode Island Bond Referenda, 1972-2008

Election and Question	Presented	Votes Approved	Percent	Votes Rejected	Percent
<u>November 7, 2006</u>					
Higher Education Bonds	72,790,000	230,174	62.02%	140,939	37.98%
Transportation Bonds	80,000,000	276,350	75.42%	90,079	24.58%
Roger Williams Park Zoo Bonds	11,000,000	248,874	67.82%	118,081	32.18%
Fort Adams Rec and Restoration Bonds	4,000,000	179,635	49.44%	183,709	50.56%
DEM Bonds	3,000,000	219,272	60.77%	141,531	39.23%
Affordable Housing Bonds	50,000,000	241,517	66.03%	124,268	33.97%
Total Presented	220,790,000				
Total Approved	216,790,000				
<u>November 4, 2008</u>					
Open Space and Recreational Development	2,500,000	275,541	68.01%	129,578	31.99%
Transportation Bonds	87,215,000	313,394	76.71%	95,134	23.29%
Total Presented	89,715,000				
Total Approved	89,715,000				

Appendix F
Analysis of Bond
Authorizations

Appendix F - Analysis of Bond Authorizations

Analysis of Debt Authorizations, Debt Issuances, and Authorized But Unissued Debt By Agency and Categorical Function - Fiscal Years 1979 - 2010

Direct Debt and Guaranteed Debt	Statutory Authority	Total During Period 1979 - 2009(1/1/10)				Unissued as of January 2010
		Amount of Voter Authorizations	Amounts Extinguished or Reallocated	Premium Allocation from 2007 transaction	Amounts Issued	
General Government						
Land acquisition - Industrial Development	Ch. 157-P.L. of 1979	25,000,000	(4,925)	-	24,995,075	-
Handicapped Accessibility Improvements	Ch. 166-P.L. of 1980	5,250,000	-	-	5,250,000	-
Asbestos Abatement	Ch. 366-P.L. of 1985	20,000,000	(15,495,000)	-	4,505,000	-
Handicapped Accessibility Improvements	Ch. 367-P.L. of 1985	5,000,000	(985)	-	4,999,015	-
State House Renovations	Ch. 367-P.L. of 1985	5,500,000	(4,418)	-	5,495,582	-
State Facilities	Ch. 434-P.L. of 1990	19,445,540	(540)	-	19,445,000	-
Quonset Point/Davisville	Ch. 100-P.L. of 1996	72,000,000	-	-	72,000,000	-
Quonset Point/Davisville	Ch. 595-P.L. of 2004	48,000,000	-	(190,000)	43,310,000	4,500,000
Affordable Housing	Ch. 246-P.L. of 2006	50,000,000	-	-	25,000,000	25,000,000
Subtotal		250,195,540	(15,505,868)	(190,000)	204,999,672	29,500,000
Human Services						
Mental Health, Retardation and Hospitals	Ch. 166-P.L. of 1976	-	-	-	-	-
Mental Health, Retardation and Hospitals	Ch. 255-P.L. of 1976	-	-	-	-	-
Mental Health, Retardation and Hospitals	Ch. 239-P.L. of 1978	-	-	-	-	-
Mental Health, Retardation and Hospitals	Ch. 163-P.L. of 1980	8,579,600	(4,600)	-	8,575,000	-
Children and Their Families	Ch. 163-P.L. of 1980	1,060,000	-	-	1,060,000	-
Mental Health, Retardation and Hospitals	Ch. 344-P.L. of 1982	4,600,000	-	-	4,600,000	-
Children and Their Families	Ch. 344-P.L. of 1982	3,100,000	(38,790)	-	3,061,210	-
Mental Health, Retardation and Hospitals	Ch. 332-P.L. of 1983	8,500,000	-	-	8,500,000	-
Mental Health, Retardation and Hospitals	Ch. 156-P.L. of 1984	8,000,000	(5,736)	-	7,994,264	-
Mental Health, Retardation and Hospitals	Ch. 367-P.L. of 1985	12,680,000	(9,008)	-	12,670,992	-
Mental Health, Retardation and Hospitals	Ch. 419-P.L. of 1986	11,690,000	-	-	11,690,000	-
Children and Their Families	Ch. 419-P.L. of 1986	6,500,000	(15,000)	-	6,485,000	-
Human Services	Ch. 419-P.L. of 1986	2,600,000	-	-	2,600,000	-
Mental Health, Retardation and Hospitals	Ch. 449-P.L. of 1988	29,142,500	(2,500)	-	29,140,000	-
Residential Substance Treatment Facilities	Ch. 628-P.L. of 1988	3,200,000	-	-	3,200,000	-
Mental Health, Retardation and Hospitals	Ch. 552-P.L. of 1989	17,500,000	-	-	17,500,000	-
Mental Health, Retardation and Hospitals	Ch. 434-P.L. of 1990	41,850,000	(30,000)	-	41,820,000	-
Subtotal		159,002,100	(105,634)	-	158,896,466	-

Appendix F - Analysis of Bond Authorizations

Analysis of Debt Authorizations, Debt Issuances, and Authorized But Unissued Debt By Agency and Categorical Function - Fiscal Years 1979 - 2010

Direct Debt and Guaranteed Debt	Statutory Authority	Total During Period 1979 - 2009(1/1/10)				Unissued as of January 2010
		Amount of Voter Authorizations	Amounts Extinguished or Reallocated	Premium Allocation from 2007 transaction	Amounts Issued	
Education						
Vocational Education	Ch. 254-P.L. of 1980	1,175,000	-	-	1,175,000	-
Elementary and Secondary Education	Ch. 344-P.L. of 1982	2,600,000	-	-	2,600,000	-
Higher Education	Ch. 344-P.L. of 1982	4,600,000	-	-	4,600,000	-
Elementary and Secondary Education	Ch. 156-P.L. of 1984	2,600,000	(4,664)	-	2,595,336	-
Higher Education	Ch. 156-P.L. of 1984	2,200,000	(46)	-	2,199,954	-
Higher Education Facilities	Ch. 419-P.L. of 1986	8,700,000	(4,894)	-	8,695,106	-
Historic Preservation Commission	Ch. 449-P.L. of 1988	2,500,000	-	-	2,500,000	-
Higher Education Facilities	Ch. 449-P.L. of 1988	17,700,000	(25,000)	-	17,675,000	-
Historical Preservation Commission	Ch. 377-P.L. of 1989	4,500,000	(4,500,000)	-	-	-
Higher Education Facilities	Ch. 434-P.L. of 1990	7,000,000	-	-	7,000,000	-
Elementary and Secondary Education	Ch. 70-P.L. of 1994	29,000,000	-	(5,000)	28,995,000	-
Higher Education-Telecommunication	Ch. 100-P.L. of 1996	40,600,000	-	-	40,600,000	-
Higher Education Facilities	Ch. 100-P.L. of 1996	33,803,485	(3,485)	-	33,800,000	-
Higher Education Facilities	Ch. 31-P.L. of 1998	20,990,000	(2,685,000)	-	18,305,000	-
Higher Education Facilities	Ch. 55-P.L. of 2000	36,950,000	-	-	36,950,000	-
Regional Career and Tech Schools	Ch. 595-P.L. of 2004	15,000,000	-	-	15,000,000	-
Higher Education Residence Halls	Ch. 595-P.L. of 2004	50,000,000	-	(30,000)	49,970,000	-
Pell Library-Udersea Exploration Ctr	Ch. 595-P.L. of 2004	14,000,000	-	(87,000)	13,913,000	-
Historic Preservation	Ch. 595-P.L. of 2004	3,000,000	-	(16,000)	2,984,000	-
URI Biotechnology Center	Ch. 595-P.L. of 2004	50,000,000	-	(153,000)	49,847,000	-
Higher Education	Ch. 246-P.L. of 2006	72,790,000	-	(174,000)	19,666,000	52,950,000
Subtotal		419,708,485	(7,223,089)	(465,000)	359,070,396	52,950,000
Public Safety						
Correctional Facilities	Ch. 150-P.L. of 1977	1,500,000	-	-	1,500,000	-
Corrections	Ch. 332-P.L. of 1983	5,000,000	-	-	5,000,000	-
Emergency Telephone System	Ch. 155-P.L. of 1984	5,000,000	(5,000,000)	-	-	-
State Police Headquarter Facility and State Municipal Fire Academy	Ch. 65-P.L. of 2002	55,000,000	-	-	14,930,000	40,070,000
Subtotal		66,500,000	(5,000,000)	-	21,430,000	40,070,000

Appendix F - Analysis of Bond Authorizations

Analysis of Debt Authorizations, Debt Issuances, and Authorized But Unissued Debt By Agency and Categorical Function - Fiscal Years 1979 - 2010

Direct Debt and Guaranteed Debt	Statutory Authority	Total During Period 1979 - 2009(1/1/10)				Unissued as of January 2010
		Amount of Voter Authorizations	Amounts Extinguished or Reallocated	Premium Allocation from 2007 transaction	Amounts Issued	
Natural Resources						
Blackstone Valley Sewer District Loan	Ch. 267-P.L. of 1966	8,500,000	(700,000)	-	7,800,000	-
Blackstone Valley Sewer District Loan	Ch. 92-P.L. of 1971	3,300,000	(2,100,000)	-	1,200,000	-
Sewerage Facility Grants	Ch. 255-P.L. of 1976	-	-	-	-	-
Environmental Quality Projects	Ch. 156-P.L. of 1979	15,000,000	-	-	15,000,000	-
Hazardous Substances	Ch. 166-P.L. of 1980	3,000,000	-	-	3,000,000	-
State Water Supplies	Ch. 163-P.L. of 1980	5,230,000	(95,000)	-	5,135,000	-
Narragansett Bay Water Quality Mgmt.	Ch. 342-P.L. of 1980	73,641,000	(15,001,000)	-	58,640,000	-
Narragansett Bay Water Quality Mgmt.	Ch. 342-P.L. of 1980	14,059,000	(574,000)	-	13,485,000	-
Farmland Preservation	Ch. 299-P.L. of 1981	2,000,000	-	-	2,000,000	-
Environmental Management	Ch. 344-P.L. of 1982	600,000	-	-	600,000	-
Water Facilities Assistance Program	Ch. 332-P.L. of 1983	10,100,000	(1,307)	-	10,098,693	-
Environmental Response Fund	Ch. 403-P.L. of 1984	5,000,000	(1,418)	-	4,998,582	-
Environmental Management-Ports	Ch. 156-P.L. of 1984	3,000,000	-	-	3,000,000	-
Sewerage and Water Supply Failure Fund	Ch. 420-P.L. of 1984	5,000,000	(4,251)	-	4,995,749	-
Heritage Preservation	Ch. 369-P.L. of 1985	9,000,000	(778,538)	-	8,221,462	-
Underground Storage Tank Replacement	Ch. 486-P.L. of 1985	1,500,000	(706,818)	-	793,182	-
Agricultural Land Preservation	Ch. 367-P.L. of 1985	2,000,000	(64)	-	1,999,936	-
Water Resources	Ch. 419-P.L. of 1986	13,600,000	-	-	13,600,000	-
Hazardous Waste	Ch. 399-P.L. of 1986	2,000,000	(250,000)	-	1,750,000	-
Clean Water Act Environmental Trust Fund	Ch. 289-P.L. of 1986	35,000,000	-	(6,000)	33,729,373	1,264,627
Environmental Management	Ch. 419-P.L. of 1986	16,000,000	(4,842)	-	15,995,158	-
Blackstone Valley District Commission	Ch. 289-P.L. of 1986	17,200,000	(940,000)	-	16,260,000	-
Open Space	Ch. 425-P.L. of 1987	65,200,000	(3,254)	-	65,196,746	-
Water Resources	Ch. 417-P.L. of 1987	10,000,000	-	-	10,000,000	-
Environmental Management	Ch. 449-P.L. of 1988	2,000,000	-	-	2,000,000	-
Rhode Island Aqua Fund	Ch. 443-P.L. of 1988	15,000,000	(5,315,000)	-	9,685,000	-
Environmental Management	Ch. 552-P.L. of 1989	74,500,000	(1,623,990)	-	72,876,010	-

Appendix F - Analysis of Bond Authorizations

Analysis of Debt Authorizations, Debt Issuances, and Authorized But Unissued Debt By Agency and Categorical Function - Fiscal Years 1979 - 2010

Direct Debt and Guaranteed Debt	Statutory Authority	Total During Period 1979 - 2009(1/1/10)				Unissued as of January 2010
		Amount of Voter Authorizations	Amounts Extinguished or Reallocated	Premium Allocation from 2007 transaction	Amounts Issued	
Natural Resources - continued						
Clean Water Protection Finance Agency	Ch. 238-P.L. of 1988	-	-	-	-	-
	Ch. 303-P.L. of 1989	-	-	-	-	-
	Ch. 434-P.L. of 1990	35,000,000	-	-	30,100,000	4,900,000
Agricultural Land Preservation	Ch. 434-P.L. of 1990	2,000,000	-	-	2,000,000	-
Blackstone Valley District Commission	Ch. 434-P.L. of 1990	-	6,000,000	-	6,000,000	-
Pawtuxet River District Commission	Ch. 434-P.L. of 1990	-	9,000,000	-	9,000,000	-
Narragansett Bay Water Quality Mgmt.	Ch. 434-P.L. of 1990	15,000,000	-	-	15,000,000	-
Environmental Management	Ch. 100-P.L. of 1996	4,000,000	-	-	4,000,000	-
Environmental Management	Ch. 31-P.L. of 1998	15,000,000	-	-	15,000,000	-
Clean Water Protection Finance Agency	Ch. 55-P.L. of 2000	60,000,000	-	-	60,000,000	-
Environmental Management	Ch. 55-P.L. of 2000	34,000,000	(255,000)	-	33,745,000	-
Preservation, Recreation & Heritage	Ch. 65-P.L. of 2002	14,000,000	-	(21,000)	12,779,000	1,200,000
Emergency Water Interconnect	Ch. 595-P.L. of 2004	10,000,000	-	(27,000)	4,173,000	5,800,000
Open Space, Recreation, Bay and Watershed Protection	Ch. 595-P.L. of 2004	70,000,000	-	(210,000)	40,005,000	29,785,000
Roger Williams Park Zoo	Ch. 246-P.L. of 2006	11,000,000	-	(55,000)	6,745,000	4,200,000
Environmental Management	Ch. 246-P.L. of 2006	3,000,000	-	-	-	3,000,000
Open Space and Recreation Development	Ch. 378/469-P.L. of 2008	2,500,000	-	-	-	2,500,000
Subtotal		686,930,000	(13,354,482)	(319,000)	620,606,891	52,649,627
Transportation						
Transportation	Ch. 150-P.L. of 1977	-	-	-	-	-
Transportation	Ch. 254-P.L. of 1978	8,600,000	-	-	8,600,000	-
Transportation	Ch. 344/Ch. 455 - P.L. of 1982	25,000,000	(10,509)	-	24,989,491	-
Transportation	Ch. 332-P.L. of 1983	45,000,000	(1,030)	-	44,998,970	-
Transportation	Ch. 156-P.L. of 1984	9,975,000	-	-	9,975,000	-
Transportation	Ch. 367-P.L. of 1985	16,000,000	(4,801)	-	15,995,199	-
Transportation	Ch. 419-P.L. of 1986	57,490,000	(153)	-	57,489,847	-
Transportation	Ch. 449-P.L. of 1988	98,580,000	(821)	-	98,579,179	-

Appendix F - Analysis of Bond Authorizations

Analysis of Debt Authorizations, Debt Issuances, and Authorized But Unissued Debt By Agency and Categorical Function - Fiscal Years 1979 - 2010

Direct Debt and Guaranteed Debt	Statutory Authority	Total During Period 1979 - 2009(1/1/10)				Unissued as of January 2010
		Amount of Voter Authorizations	Amounts Extinguished or Reallocated	Premium Allocation from 2007 transaction	Amounts Issued	
Transportation - continued						
Transportation	Ch. 552-P.L. of 1989	3,000,000	-	-	3,000,000	-
Transportation	Ch. 434-P.L. of 1990	92,100,000	-	-	92,100,000	-
Transportation	Ch. 133-P.L. of 1992	12,000,000	-	-	12,000,000	-
Transportation	Ch. 70-P.L. of 1994	56,500,000	-	-	56,500,000	-
Transportation	Ch. 100-P.L. of 1996	80,180,000	-	-	80,180,000	-
Transportation	Ch. 31-P.L. of 1998	65,700,000	-	-	65,700,000	-
Transportation	Ch. 55-P.L. of 2000	62,510,000	-	-	62,510,000	-
Transportation	Ch. 65-P.L. of 2002	63,500,000	-	-	63,500,000	-
Transportation	Ch. 595-P.L. of 2004	66,520,000	-	(34,000)	65,536,000	950,000
Transportation	Ch. 246-P.L. of 2006	88,500,000	-	(544,805)	81,963,000	5,992,195
Transportation	Ch. 100-P.L. of 2008	87,215,000	-	-	-	87,215,000
Subtotal		938,370,000	(17,314)	(578,805)	843,616,686	94,157,195
Total		2,520,706,125	(41,206,387)	(1,552,805)	2,208,620,111	269,326,822
General Government		250,195,540	(15,505,868)	(190,000)	204,999,672	29,500,000
Human Services		159,002,100	(105,634)	-	158,896,466	-
Education		419,708,485	(7,223,089)	(465,000)	359,070,396	52,950,000
Public Safety		66,500,000	(5,000,000)	-	21,430,000	40,070,000
Natural resources		686,930,000	(13,354,482)	(319,000)	620,606,891	52,649,627
Transportation		938,370,000	(17,314)	(578,805)	843,616,686	94,157,195
Total		2,520,706,125	(41,206,387)	(1,552,805)	2,208,620,111	269,326,822
General Government		9.93%		12.24%	9.28%	10.95%
Human Services		6.31%		0.00%	7.19%	0.00%
Education		16.65%		29.95%	16.26%	19.66%
Public Safety		2.64%		0.00%	0.97%	14.88%
Natural resources		27.25%		20.54%	28.10%	19.55%
Transportation		37.23%		37.27%	38.20%	34.96%
Total		100.00%		100.00%	100.00%	100.00%

This page was intentionally left blank.

Appendix G
Summary of Tax
Supported Debt Issuance
by Fiscal Year

Appendix G

Summary of Tax Supported Debt Issuances by Fiscal Year

Fiscal Year	G.O. Bonds	PBA	COPS	Master Lease	Sub-total
FY 1989	135,868,353	23,655,000	-	3,490,000	163,013,353
FY 1990	-	58,975,000	33,000,000	13,780,000	105,755,000
FY 1991	81,570,915	54,415,000	-	11,810,000	147,795,915
FY 1992	164,630,000	-	-	-	164,630,000
FY 1993	124,440,000	-	-	-	124,440,000
FY 1994	94,530,000	-	-	-	94,530,000
FY 1995	69,455,000	-	-	-	69,455,000
FY 1996	49,670,000	-	4,500,000	-	54,170,000
FY 1997 (1)	57,835,000	-	24,000,000	-	81,835,000
FY 1998 (2)	75,775,000	-	-	-	75,775,000
FY 1999 (3)	102,220,000	-	-	-	102,220,000
FY 2000 (4)	152,740,000	-	-	9,525,000	162,265,000
FY 2001 (5)	172,731,289	-	28,180,000	3,150,000	204,061,289
FY 2002 (6)	135,400,000	-	-	-	135,400,000
FY 2003 (7)	77,140,000	-	-	3,890,000	81,030,000
FY 2004	79,770,000	-	-	-	79,770,000
FY 2005 (8)	87,095,000	-	132,460,000	6,950,000	226,505,000
FY 2006 (9)	93,385,000	-	-	6,000,000	99,385,000
FY 2007 (10)	118,785,000	-	35,865,000	9,100,000	163,750,000
FY 2008 (11)	131,755,000	-	-	-	131,755,000
FY 2009 (12)	95,375,000	-	54,610,000	-	149,985,000
FY 2010(13)	90,465,000	-	31,500,000	-	121,965,000
FY 2011(14)	105,000,000	-	100,405,000	-	205,405,000
FY 2012	100,000,000	-	-	-	100,000,000
FY 2013	100,000,000	-	-	-	100,000,000
FY 2014	100,000,000	-	-	-	100,000,000
FY 2015	100,000,000	-	-	-	100,000,000
Total	2,738,290,557	161,375,000	444,520,000	86,345,000	3,430,530,557

- (1) FY 1997 G.O. issuance dated April 1996. FY1997 includes COPS for DLT(\$24 million).
- (2) FY 1998 G.O. issuance dated June 1997; excludes refunding of EDC Shepard's debt as COPS.
- (3) FY 1999 G.O. issuance includes \$15 million of debt for the FY1998 capital program issued as variable rate debt.
- (4) FY2000 G.O.issuance includes \$95.51 million for FY2000 projects and \$57.23 million for FY2001 projects, COPS includes \$9.525 million for vehicles, telecommunications, and rolling stock.
- (5) FY2001 G.O.issuance includes \$31.365 million for FY2001 projects, \$141.4 for FY2002 projects.
COPS issuance reflects \$28.2 million for the Pastore Center Power Plant, \$3.15 million for master lease.
- (6) FY2002 G.O.issuance includes \$135.4 million for FY2002 projects.
- (7) FY2003 includes GO issuance of \$77.140 million for FY2004 projects, \$3.89 m for master lease for DOT trucks for FY2002.
- (8) FY2005 includes GO issuance of \$87.095 million for FY2005 projects. COPS includes \$51.985 million for the Training School, \$58.91 million for the Kent County Courthouse, \$21.565 million for Traffic Tribunal and \$6.95 million for master lease.
- (9) FY2006 includes GO issuance of \$93.385 million for FY2006 projects , and \$6.0 million for master lease
- (10) FY2007 includes GO issuance of \$118.8 million for FY2007 projects , \$23.490 million for the IT initiative, \$9.1 million for vehicle masterlease, and \$12.735 million for Energy Conservation projects.
- (11) FY2008 includes GO issuance of \$131.755 million for FY 2008 projects.
- (12) FY2009 includes GO Issuance of \$95.375 million for FY 2009 projects, COPS include \$11.805 million for URI Energy, \$12.38 for Innovative Technology, \$30.425 million for School for the Deaf.
- (13) FY2010 includes GO Issuance of \$90.5 million for FY 2010 projects, and COPS includes \$20 million for Pastore Campus Energy Conservation, and \$11.5 for the DMV System.
- (14) FY2011 includes GO Issuance of \$105 million for FY 2010 projects, and COPS includes \$33.1 million for Pastore Campus Energy Conservation, \$28.1 million for URI/CCRI Energy Conservation and \$29.97 million for HospitalConsolidation

Appendix G

Summary of Tax Supported Debt Issuances by Fiscal Year

Fiscal Year	Sub-total	Convention Center	DEPCO	Other	Total
FY 1989	163,013,353	-	-	-	163,013,353
FY 1990	105,755,000	-	-	-	105,755,000
FY 1991	147,795,915	-	149,996,923	-	297,792,838
FY 1992	164,630,000	225,000,000	-	-	389,630,000
FY 1993	124,440,000	-	306,470,000	-	430,910,000
FY 1994	94,530,000	98,000,000	-	-	192,530,000
FY 1995 (1)	69,455,000	-	-	34,070,000	103,525,000
FY 1996 (2)	54,170,000	-	-	25,000,000	79,170,000
FY 1997	81,835,000	-	-	-	81,835,000
FY 1998 (3)	75,775,000	-	-	22,825,000	98,600,000
FY 1999 (4)	102,220,000	-	-	16,375,000	118,595,000
FY 2000	162,265,000	-	-	-	162,265,000
FY 2001	204,061,289	-	-	-	204,061,289
FY 2002 (5)	135,400,000	-	-	77,530,000	212,930,000
FY 2003	81,030,000	-	-	-	81,030,000
FY 2004 (6)	79,770,000	-	-	55,270,000	135,040,000
FY 2005	226,505,000	-	-	-	226,505,000
FY 2006 (7)	99,385,000	-	-	50,315,000	149,700,000
FY 2007 (8)	163,750,000	-	-	14,280,000	178,030,000
FY 2008(9)	131,755,000	-	-	7,500,000	139,255,000
FY 2009 (10)	149,985,000	-	-	162,410,000	312,395,000
FY 2010	121,965,000	-	-	-	121,965,000
FY 2011(11)	205,405,000	-	-	75,000,000	280,405,000
FY 2012(12)	100,000,000	-	-	66,200,000	166,200,000
FY 2013(13)	100,000,000	-	-	65,000,000	165,000,000
FY 2014	100,000,000	-	-	-	100,000,000
FY 2015	100,000,000	-	-	-	100,000,000
Total	3,430,530,557	323,000,000	456,466,923	671,775,000	4,881,772,480

- (1) FY1995 includes Economic Development Corporation's lease for the Shepard's Building.
- (2) FY1996 includes Economic Development Corporation's lease with Fidelity.
- (3) FY1998 includes EDC obligation for McCoy Stadium(\$11.825 million), and EDC lease with Fleet(\$11.0 million)
- (4) FY1999 includes EDC obligation for URI Power Plant(\$16.9 million).
- (5) FY2002 includes \$14.5 million of RI Housing and Mortgage Finance obligations for the Neighborhood Opportunities Program(\$11.62 million) and Travelers Aid Project(\$2.88 million), \$10.0 million for the EDC's obligation resulting from the amended Fidelity lease, and \$53.03 m for EDC Motor Fuel Bonds.
- (6) FY2004 includes \$2.25 million of RI Housing and Mortgage Finance obligations for the Travelers Aid project, and \$53,030,000 of motor fuel bonds for transportation projects.
- (7) FY2006 includes \$7.5 million for RIHMFC NOP and \$42.815 million of motor fuel bonds for transportation projects.
- (8) FY2007 includes \$14.3 million for EDC Masonic Temple(tax credits)
- (9) FY2008 includes \$7.5 million for RIHMFC NOP for FY2007 projects
- (10) FY2009 includes \$12.41 million of EDC motor fuel bonds for transportation projects, and \$150 million for Historic Tax Credit bonds.
- (11) FY2011 includes \$75.0 million for Historic Tax Credit bonds.
- (12) FY2012 includes \$66.2 million for Historic Tax Credit bonds.
- (13) FY2013 includes \$65.0 million for Historic Tax Credit bonds.

Appendix H
Transportation
GARVEE Bonds

Appendix H

Outstanding Debt Service on Non-State Debt RI Economic Development Corporation-GARVEE

Fiscal Year	Principal	Interest	Projected Debt Service	Less: Federal Funds	Total General Revenue Commitment
2010	26,910,000	21,480,870	48,390,870	(48,390,870)	-
2011	28,205,000	20,184,158	48,389,158	(48,389,158)	-
2012	22,405,000	25,976,633	48,381,633	(48,381,633)	-
2013	29,670,000	18,713,383	48,383,383	(48,383,383)	-
2014	32,185,000	16,201,995	48,386,995	(48,386,995)	-
2015	33,710,000	14,646,008	48,356,008	(48,356,008)	-
2016	19,490,000	33,098,238	52,588,238	(52,588,238)	-
2017	40,805,000	12,044,988	52,849,988	(52,849,988)	-
2018	42,825,000	10,012,500	52,837,500	(52,837,500)	-
2019	37,655,000	6,190,400	43,845,400	(43,845,400)	-
2020	39,335,000	4,218,675	43,553,675	(43,553,675)	-
2021	41,085,000	2,156,213	43,241,213	(43,241,213)	-
2022				0	-
2023				0	-
2024				0	-
2025				0	-
2026					-
2027					-
2028					-
2029					-
2030					-
2031					-
	394,280,000	184,924,058	579,204,058	(579,204,058)	-

This page was intentionally left blank.

Appendix I
Capital Budget
Glossary

Capital Budget Glossary

GLOSSARY¹

Amortization of Debt - The process of paying the principal amount of an issue of securities by periodic payments either directly to security holders or to a sinking fund for the benefit of security holders. **See: Debt Service; Debt Service Schedule.**

Amortization Schedule - A table showing the gradual repayment of an amount of indebtedness, such as a mortgage or bond, over a period of time. This table is often set up to show interest payments in addition to principal repayments. **See: Debt Service Schedule.**

Arbitrage - With respect to the issuance of municipal securities, arbitrage usually refers to the difference between the interest paid on the tax-exempt securities and the interest earned by investing the security proceeds in higher-yielding taxable securities. Internal Revenue Service regulations govern arbitrage on the proceeds from issuance of governmental securities.

Authority - A unit or agency of government established to perform specialized functions, usually financed by service charges, fees or tolls, although it may also have taxing powers. In many cases authorities have the power to issue debt which is secured by the lease rental payments made by a governmental unit using the facilities constructed with bond proceeds. An authority may function independently of other governmental units, or it may depend upon other units for its creation, funding or administrative oversight. Examples of authorities include health facilities authorities, industrial development authorities and housing authorities.

Authorization - The legal or statutory basis to issue debt, usually with a specific dollar limit.

Average Life or Average Maturity - The number of years to the point at which half of an issue will have been redeemed. The average life is a reflection of the rapidity with which the principal of an issue is expected to be paid. Under one commonly used calculation method, it is equal to the total bond years divided by the total number of bonds (1 bond equals \$1,000 par amount, regardless of actual certificate denomination); note that this computation method does not take into account the time value of the principal amounts. The formula for this computation is:

$$\text{Average Life} = \frac{\text{Total Bond Years}}{\text{Number of Bonds}}$$

Example:

Issue size:	\$10,000,000
Interest rate:	7 percent
Maturity of issue:	5 years
1 bond	= \$1,000

¹ Primarily derived from the "Glossary of Municipal Securities Terms" Municipal Securities Rule Making Board, 1985.

Capital Budget Glossary

(1) Years	(2) Principal	(3) Number of Bonds	(4) Bond Years (1 x 3)
1	1,740	\$1,740,000	1,740
2	3,720	1,860,000	1,860
3	5,970	1,990,000	1,990
4	8,520	2,130,000	2,130
5	<u>11,400</u>	<u>2,280,000</u>	<u>2,280</u>
Total	<u>31,350</u>	<u>\$10,000,000</u>	<u>10,000</u>

$$\frac{31,350}{10,000} = 3.135 \text{ years average life}$$

Bond - Evidence of the issuer's obligation to repay a specified principal amount on a date certain (maturity date), together with interest at a stated rate, or according to a formula for determining that rate. Bonds are distinguishable from notes, which usually mature in a much shorter period of time. Bonds may be classified according to maturity structure (serial vs. term), source of payment (general obligation vs. revenue), method of transfer (bearer vs. registered), issuer (state vs. municipality vs. special district) or price (discount vs. premium). **Compare: Note.**

Bond Anticipation Note - See: Note.

Bond Counsel - An attorney (or firm of attorneys) retained by the issuer to give a legal opinion that the issuer is authorized to issue proposed securities, the issuer has met all legal requirements necessary for issuance, and interest on the proposed securities will be exempt from federal income taxation and, or review and advise the issuer regard applicable, from state and local taxation. Typically, bond counsel may prepare, or review and advise the issuer regarding authorizing resolutions or ordinances, trust indentures, official statements, validation proceedings and litigation. The bond counsel may also be referred to as the "bond attorney," the "bond approving attorney" or the "bond approving counsel."

Bonded Debt - The portion of an issuer's total indebtedness represented by outstanding bonds:

Direct Debt or Gross Bonded Debt - The sum of the total bonded debt and any short-term debt of the issuer. Direct debt may be incurred in the issuer's own name or assumed through the annexation of territory or consolidation with another governmental unit.

Net Direct Debt or Net Bonded Debt - Direct debt less sinking fund accumulations and all self-supporting debt.

See: Debt Ratios.

Capital Budget Glossary

Bond Election or Bond Referendum - A process whereby the voters of a governmental unit are given the opportunity to approve or disapprove a proposed issue of municipal securities. An election is most commonly required in connection with general obligation bonds. Requirements for voter approval may be imposed by constitution, statute or local ordinance.

Bond Proceeds - The money paid to the issuer by the purchaser or underwriter of a new issue of municipal securities. These moneys are used to finance the project or purpose for which the securities were issued and to pay certain costs of issuance as may be provided in the bond contract.

Capital Appreciation Bond or CAB - A long-term municipal security on which the investment return on an initial principal amount is assumed to be reinvested at a stated compounded rate until maturity, at which time the investor receives a single payment (the "maturity value") representing both the initial principal amount and the total investment return. Several different types of capital appreciation bonds are issued, including compound interest bonds and multiplier bonds. Capital appreciation bonds are distinct from traditional zero coupon bonds because the investment return is considered to be in the form of compounded interest, rather than accreted original issue discount; for this reason only the initial principal amount of a capital appreciation bond would be counted against a municipal issuer's statutory debt limit, rather than the total par value, as in the case of a traditional zero coupon bond.

Costs of Issuance - The expenses associated with the sale of a new issue of municipal securities, including such items as printing, legal and rating agency fees, and others. In certain cases, the underwriter's spread may be considered one of the costs of issuance.

Coupon - (1) A detachable part of a bond which evidences interest due. The coupon specifies the date, place and dollar amount of interest payable, among other matters. Coupons may be redeemed (usually semi-annually) by detaching them from bonds and presenting them to the issuer's paying agent for payment or to a bank for collection.
(2) The term is also used colloquially to refer to a security's interest rate.

Coupon Rate - The annual rate of interest payable on a coupon security expressed as a percentage of the principal amount.

Debt Limit - The maximum amount of debt which an issuer of municipal securities is permitted to incur under constitutional, statutory or charter provisions. The debt limit is usually expressed as a percentage of assessed valuation.

Debt Ratios - Comparative statistics showing the relationship between the issuer's outstanding debt and such factors as its tax base, income or population. Such ratios are often used in the process of determining credit quality of an issue, primarily on general obligation bonds. Some of the more commonly used ratios are (a) net overall debt to assessed valuation, (b) net overall debt to estimated full valuation, and (c) net overall debt per capita. **See: Bonded Debt.**

Debt Service - The amount of money necessary to pay interest on an outstanding debt, the principal of maturing serial bonds and the required contributions to a sinking fund for term bonds. Debt service on bonds may be calculated on a calendar year, fiscal year, or bond fiscal year basis.

Capital Budget Glossary

Debt Service Reserve Fund - The fund in which moneys are placed which may be used to pay debt service if pledged revenues are insufficient to satisfy the debt service requirements. The debt service reserve fund may be entirely funded with bond proceeds, or it may only be partly funded at the time of issuance and allowed to reach its full funding requirement over time, due to the accumulation of pledged revenues. If the debt service reserve fund is used in whole or part to pay debt service, the issuer usually is required to replenish the funds from the first available funds or revenues. A typical reserve requirement might be the maximum aggregate annual debt service requirement for any year remaining until the bonds reach maturity. The size and investment of the reserve may be subject to arbitrage regulations. Under a typical revenue pledge this fund is the third to be funded out of the revenue fund.

Debt Service Schedule - A table listing the periodic payments necessary to meet debt service requirements over the period of time the securities are to be outstanding.

See: Amortization Schedule.

Direct Debt - See: Bonded Debt.

Fitch's Investor Services - An independent service which provides ratings for municipal securities and other financial information to investors.

General Obligation Bond or G.O. Bond - A bond which is secured by the full faith and credit of an issuer with taxing power. General obligation bonds issued by local units of government are typically secured by a pledge of the issuer's ad valorem taxing power; general obligation bonds issued by states are generally based upon appropriations made by the state legislature for the purposes specified. Ad valorem taxes necessary to pay debt service on general obligation bonds are often not subject to the constitutional property tax millage limits. Such bonds constitute debts of the issuer and normally require approval by election prior to issuance. In the event of default, the holders of general obligation bonds have the right to compel a tax levy or legislative appropriation, by mandamus or injunction, in order to satisfy the issuer's obligation on the defaulted bonds.

Interest - The amount paid by a borrower as compensation for the use of borrowed money. This amount is generally an annual percentage of the principal amount.

Issuing Bonds - To "issue" bonds means to sell, deliver, and receive payment for bonds. The State generally issues bonds once a year upon determining the amount of cash necessary to implement projects during that year.

Issue of Bonds or Issue of Securities - Bonds or securities sold in one or more series which are authorized under the same resolution or indenture and have the same dated date.

Issuer - A state, political subdivision, agency or authority that borrows money through the sale of bonds or notes.

Capital Budget Glossary

Lease Rental Bond - A bond from an issue which is secured by lease payments made by the party leasing the facilities financed by the issue. Typically, lease rental bonds are used to finance construction of facilities (e.g., schools or office buildings) used by a state or municipality, which leases the facilities from a financing authority. Often the leasing state or municipality is legally obligated to appropriate moneys from its general tax revenues to make lease payments: in some cases, however, lease payments will be made only from revenues associated with the facility financed (e.g., school tuition payments).

Legal Opinion or Legal or Approving Opinion - The written conclusions of bond counsel that the issuance of municipal securities and the proceedings taken in connection therewith comply with applicable laws, and that interest on the securities will be exempt from federal income taxation and, where applicable, from state and local taxation. The legal opinion is generally printed on the securities. **See: Bond Counsel.**

Level Debt Service - A maturity schedule in which the combined annual amount of principal and interest payments remains relatively constant over the life of the issue.

Example:

Level Debt Service Assumptions:

Size of issue: \$10,000,000

Interest rate: 7 percent

Maturity of issue: 5 years

Debt Schedule

Years	Principal	Interest	Total*
1	\$1,740,000	\$ 700,000	\$ 2,440,000
2	1,860,000	578,200	2,438,200
3	1,990,000	448,000	2,438,000
4	2,130,000	308,700	2,438,700
5	2,280,000	159,600	2,439,600
Total	<u>\$10,000,000</u>	<u>\$2,194,500</u>	<u>\$12,194,500</u>

* Total of principal and interest remains substantially level throughout life of issue.

Maturity or Maturity Date - The date upon which the principal of a municipal security becomes due and payable to the security holder.

Moral Obligation Bond - A bond, typically issued by a state agency or authority, which is secured by the revenues from the financed project and, additionally, by a non-binding undertaking that any deficiency in pledged revenues will be reported to the state legislature which may apportion state moneys to make up the shortfall. Legislation authorizing the issuance of moral obligation securities typically grants the state legislature the authority to apportion money to support the debt service payments on any such securities, but does not legally oblige the legislature to do so.

Capital Budget Glossary

Note - A written, short-term promise of an issuer to repay a specified principal amount on a date certain, together with interest at a stated rate, payable from a defined source of anticipated revenue. Notes usually mature in one year or less, although notes of longer maturities are also issued. The following types of notes are common in the municipal market:

Bond Anticipation Notes (BANs) - Notes issued by a governmental unit, usually for capital projects, which are paid from the proceeds of the issuance of long term bonds.

Tax Anticipation Notes (TANs) - Notes issued in anticipation of future tax receipts, such as receipts of ad valorem taxes which are due and payable at a set time of the year.

Notes may be issued to finance capital projects or to alleviate cash flow problems of the issuer.
Compare: Bond.

Per Capita Debt - The amount of an issuing municipality's debt outstanding divided by the population residing in the municipality. This is often used as an indication of the issuer's credit position since it can be used to compare the proportion of debt borne per resident with that borne by the residents of other municipalities. **See: Debt Ratios.**

Principal - The face amount or par value of a security payable on the maturity date.
Compare: Interest.

Rating Agencies - The organizations which provide publicly available ratings of the credit quality of securities issuers. The term is most often used to refer to the nationally recognized agencies, Moody's Investors Service, Inc., Standard & Poor's Corporation, and Fitch Investors.

Ratings - Evaluation of the credit quality of notes and bonds usually made by independent rating services. Ratings are intended to measure the probability of the timely repayment of principal of and interest on municipal securities. Ratings are initially made before issuance and are periodically reviewed and may be amended to reflect changes in the issuer's credit position. The information required by the rating agencies varies with each issue, but generally includes information regarding the issuer's demographics, debt burden, economic base, finances and management structure. Many financial institutions also assign their own individual ratings to securities.

Referendum - A referendum is a means by which a legislative body requests the electorate to approve or reject proposals such as constitutional amendments, long-term borrowing, and special laws affecting some cities and towns.

The Rhode Island Constitution prohibits the legislature from making an amendment to the Constitution or from entering into a debt for over a one-year period without the consent of the electorate. When the General Assembly wishes to incur debt beyond a one-year period, it authorizes an election at which voters can approve or reject incurring long-term debt.

Such a legislative request is always phrased as a question. The question is substantially in the following form: "Shall an act, passed at the January, 1990 Session of the General Assembly, entitled...be approved?"

Capital Budget Glossary

Therefore, a referendum is called a question. Referenda is the plural form of the word.

Refunding - A procedure whereby an issuer refinances an outstanding bond issue by issuing new bonds. There are generally two major reasons for refunding: to reduce the issuer's interest costs or to remove a burdensome or restrictive covenant imposed by the terms of the bonds being refinanced. The proceeds of the new bonds are either deposited in escrow to pay the debt service on the outstanding obligations, when due (in which case the financing is known as an "advance refunding"), or used to immediately retire the outstanding obligations. The new obligations are referred to as the "refunding bonds," and the outstanding obligations being refinanced are referred to as the "refunded bonds" or the "prior issue." For accounting purposes, refunded obligations are not considered a part of the issuer's debt because the lien of the holders of the refunded bonds, in the first instance, is on the escrowed funds, not on the originally pledged source of revenues. The refunded bonds, however, will continue to hold a lien on the originally pledged source of revenues unless provisions have been made in the bond contract on the refunded bonds for defeasance of the bonds prior to redemption.

Revenue Bond - A bond which is payable from a specific source of revenue and to which the full faith and credit of an issuer with taxing power is not pledged. Revenue bonds are payable from identified sources of revenue, and do not permit the bondholders to compel taxation or legislative appropriation of funds not pledged for payment of debt service. Pledged revenues may be derived from operation of the financed project, grants and excise or other specified not-ad-valorem taxes. Generally, no voter approval is required prior to issuance of such obligations. **Compare: General Obligation Bond.**

Serial Bonds - Bonds of an issue in which some bonds mature in successive years without interruption. **Compare: Term Bonds.**

Tax Anticipation Note - See: Note.

Term Bonds - Bonds comprising a large part or all of a particular issue which come due in a single maturity. The issuer usually agrees to make periodic payments into a sinking fund for mandatory redemption of term bonds before maturity or for payment at maturity. **Compare: Serial Bonds.**

Unissued Bond Authorization (Unissued Bonds) - The balance remaining from a legal or statutory authorization, after taking into account the amount of bonds already issued.